

TARIFF DISTRIBUTION

FILE PACKAGE NO.: GA-20-0043

DATE: December 4, 2020

STATE: GEORGIA

EFFECTIVE DATE: 12/04/2020

TYPE OF DISTRIBUTION: Approved

PURPOSE: Revise ADE Diversity language to match interstate access
guidebook

<u>TARIFF SECTION</u>	<u>PAGE NUMBER</u>	<u>PAGE REVISION</u>
E030	40	0001
E030	41	0001
E030	43	0001

E30. ETHERNET SERVICES

E30.2 AT&T DEDICATED ETHERNET SERVICE

E30.2.1 Service Description

(2) Diversity (Cont'd)

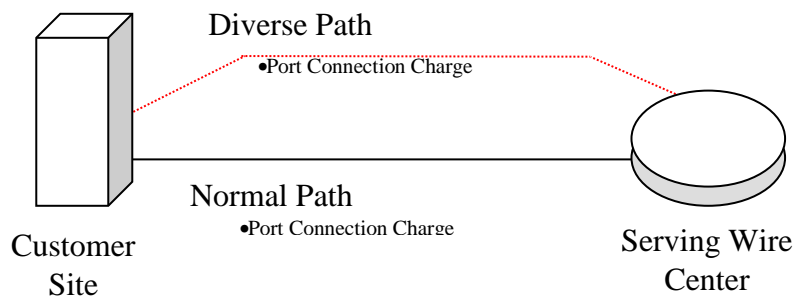
The following Diversity options are available for AT&T Dedicated Ethernet Service:

(a) Port Diversity

Port Diversity provides transmission paths (a normal path and a diverse path), which are diverse from each other between two designated AT&T Dedicated Ethernet Service Port Connections from one or more Customer Sites to their serving wire centers. (D)
(T)
(T)

The fiber path from each designated Port Connection to its serving wire center will be diverse from each other from the closest available point of divergence (e.g., the closest manhole to the Customer Site). These two designated Port Connections must be purchased by the same Customer.

Port Diversity requires the Customer to purchase duplicate Port Connections (to establish a normal path and a diverse path) from the Customer Site(s) to its serving wire center(s). In addition, a Port Diversity charge applies on the diverse path circuit for each pair of designated Port Connections at any Customer Site where Port Diversity is requested.



E30. ETHERNET SERVICES

E30.2 AT&T DEDICATED ETHERNET SERVICE

E30.2.1 Service Description

(2) Diversity (Cont'd)

(b) Alternate Wire Center Diversity

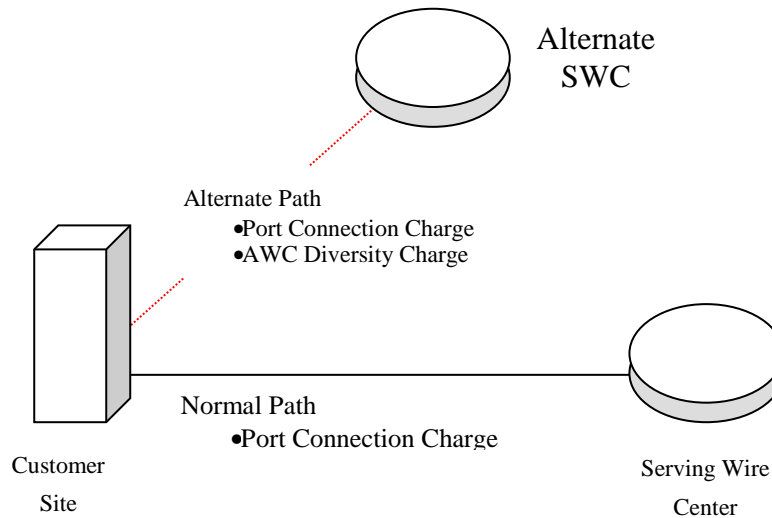
- (i) Alternate Wire Center Diversity provides transmission paths (a normal path and a diverse path), which are diverse from each other between two designated AT&T Dedicated Ethernet Service Port Connections. The normal path is routed to the normal serving wire center and the diverse path is routed to an alternate wire center. (D)

The Telephone Company will designate the alternate wire center to which the diverse path will be routed. (T)

The fiber path from each designated Port Connection to its applicable serving wire center (normal and alternate) will be diverse from each other from the closest available point of divergence (e.g., the closest manhole to the Customer Site). These two designated Port Connections must be purchased by the same Customer. (T)

Alternate Wire Center Diversity requires the Customer to purchase duplicate Port Connections (to establish a normal path and a diverse path) from the Customer Site(s) to the applicable serving wire center(s). In addition, an Alternate Wire Center Diversity charge applies on the diverse path circuit for each pair of designated Port Connections at any Customer Site where Alternate Wire Center Diversity is requested.

Alternate Wire Center (AWC) Diversity Example



E30. ETHERNET SERVICES

E30.2 AT&T DEDICATED ETHERNET SERVICE

E30.2.1 Service Description

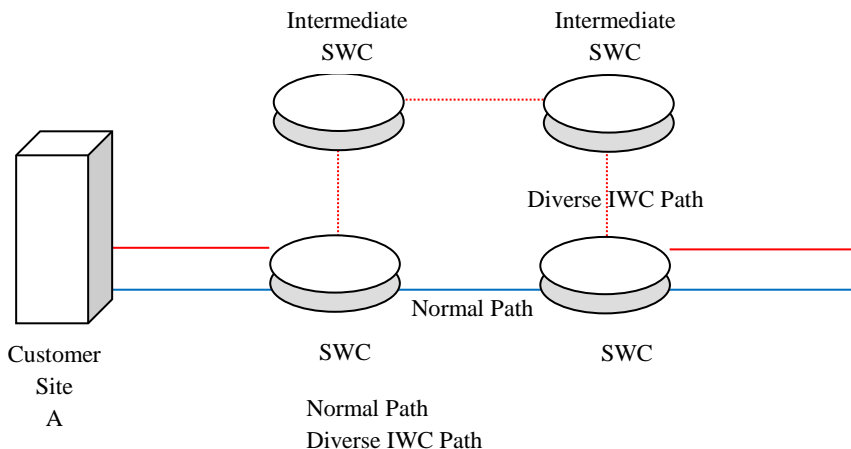
(c) Inter-Wire Center (IWC) Diversity

Inter-Wire Center (IWC) Diversity is a feature that provides a transmission path between the serving wire centers for each end of the circuit that is separate from the normal transmission path. IWC Diversity arrangements are available only where each end of an AT&T Dedicated Ethernet circuit is provided from a different serving wire center.

Inter-Wire Center (IWC) Diversity requires the Customer to purchase duplicate Port Connections. An Inter-Wire Center Diversity charge applies to the AT&T Dedicated Ethernet Service circuit designated with the diverse IWC path. These two designated Port Connections must be purchased by the same Customer. (D) (N) (N)

The Inter-Wire Center Diversity option can be selected on its own or in combination with the Port Diversity and Alternate Wire Center Diversity options.

Inter-Wire Center (IWC) Diversity Example



In the IWC Diversity example above, there are two AT&T Dedicated Ethernet Service circuits between Customer Site A and Customer Site B as follows:

1. Circuit #1 is the normal path circuit and consists of two Port Connection charges.
2. Circuit #2 has the Inter-Wire Center Diversity feature to provide a diverse IWC path from circuit #1. Circuit #2 consists of two Port Connection charges plus an Inter-Wire Center Diversity charge.