

ISSUED: DECEMBER 7, 2017

EFFECTIVE: DECEMBER 8, 2018

ACCESS SERVICE

23 – Metropolitan Statistical Area Access Services

23.1 General Regulations

- A. This Section of the Tariff provides the regulations, rates and terms and conditions that apply to telecommunications services provided by the Company in the Metropolitan Statistical Areas (MSAs) in which the Company has received Phase II pricing flexibility pursuant to Subpart H of Part 69 of the Commission's Rules. MSAs are divided into two categories: Full Service Relief MSAs and Limited Service Relief MSAs.
1. Full Service Relief MSAs are those MSAs in which the Company has qualified for Phase II pricing flexibility for all elements of service, i.e., local channels (channel terminations) between LEC end offices and customer (end user) premises; entrance facilities; dedicated interoffice facilities; local channels (channel terminations) between an interexchange carrier's point of presence and a serving wire center. The Full Service Relief MSAs are set forth in Section 23.2.A.1 following.
 2. Limited Service Relief MSAs are those MSAs in which the Company has qualified for Phase II pricing flexibility for all elements of service except local channels (channel terminations) between a LEC end office and a customer (end user) premises. The Limited Service Relief MSAs are set forth in Section 23.2.B.1 following.
- B. The services provided in MSAs pursuant to this Section of the Tariff are set forth in Section 23.3 following.
1. The services in Section 23.3 following are comparable to BellSouth SWA Dedicated Transport Services in Sections 6.8.1.A, 6.8.1.B.1, 6.8.1.C.2, 6.8.1.C.3, 6.8.1.E, 6.8.1.G.5, 6.8.1.G.6, 6.8.1.H through 6.8.1.M, and 6.8.5 through 6.8.10 ⁽¹⁾ of this Tariff. (D)
 2. The general regulations, service descriptions and rate regulations for BellSouth SWA Dedicated Transport Services in Sections 6.1, 6.1.1, 6.1.2, 6.1.3.A, 6.1.3.C, 6.1.4 through 6.1.8, 6.2.10, 6.2.12, 6.5 through 6.7 ⁽¹⁾ are also applicable to the services specified in this Section. Where regulations for BellSouth SWA Dedicated Transport Services in Sections 6.1, 6.1.1, 6.1.2, 6.1.3.A, 6.1.3.C, 6.1.4 through 6.1.8, 6.2.10, 6.2.12, 6.5 through 6.7 ⁽¹⁾ of this Tariff conflict with those in this Section, the regulations specified herein will supercede any inconsistencies. (D)

⁽¹⁾ Material in this Section has been de-tariffed pursuant to FCC Order No. 17-43, released April 28, 2017. Terms and Conditions for de-tariffed services are available at www.att.com/guidebook.

ISSUED: OCTOBER 26, 2012

EFFECTIVE: NOVEMBER 10, 2012

ACCESS SERVICE

23 – Metropolitan Statistical Area Access Services

23.1 General Regulations (Cont'd)

- C. Unless otherwise provided for in this Section, regulations set forth in Sections 1; Sections 2.1 through 2.3.10.A.1; 2.3.10.A.3 through 2.3.10.E; 2.3.11 through 2.3.13; 2.3.15 through 2.4.4.5; 2.4.4.8 through 2.6; Sections 5.1 through 5.1.1.B; 5.1.1.E through 5.2.3.C; 5.2.5, 5.2.7, 5.3 through 5.6.1.B.2 and .3; 5.6.1.D through 5.6.1.F; 5.7 and 5.8; Section 13, 13.1, 13.1.A, 13.1.1 through 13.3.1; and 13.3.4 through 13.3.7; and 15 are also applicable.

The Telephone Company ensures that rates provided under a term pricing plan will not be increased by the Telephone Company above the rates in effect at the beginning of the customer's term pricing plan period.

(C)

(D)

(D)

(This page filed under Transmittal No. 0045)

All BellSouth marks contained herein and as set forth in the trademarks and service marks section of the BellSouth Tariffs are owned by BellSouth Intellectual Property Corporation.

ISSUED: JUNE 16, 2011

EFFECTIVE: JULY 1, 2011

ACCESS SERVICE

23 – Metropolitan Statistical Area Access Services (Cont'd)

23.2 Metropolitan Statistical Areas

A. Full Service Relief MSAs are set forth in 23.2.A.1 following. Section 24.2.1 of this Tariff defines the wire centers associated with Full Service Relief MSAs.

1. Full Service Relief MSAs

- a. Alabama: Montgomery
- b. Florida: Daytona Beach, Gainesville, Jacksonville, Melbourne (Titusville-Palm Bay), Miami (Ft. Lauderdale/Hollywood), Orlando, Pensacola, West Palm Beach
- c. Georgia: Albany, Athens, Atlanta, Savannah
- d. Kentucky: Evansville, Louisville, Owensboro
- e. Louisiana: Baton Rouge, Lafayette, Lake Charles, Monroe, Shreveport
- f. Mississippi: Biloxi (Gulfport), Jackson
- g. North Carolina: Charlotte (Gastonia), Greensboro (Winston Salem/Highpoint), Raleigh-Durham, Wilmington
- h. Tennessee: Chattanooga (TN/GA), Knoxville, Memphis, Nashville (Davidson)
- i. South Carolina: Anderson, Charleston, Columbia, Florence

B. Limited Service Relief MSAs are set forth in 23.2.B.1 following. Section 24.2.2 of this Tariff provides the wire centers associated with Limited Service Relief MSAs.

1. Limited Service Relief MSAs

- a. Alabama: Birmingham, Huntsville, Mobile
- b. Florida: Panama City
- c. Georgia: Augusta, Columbus
- d. Kentucky: Lexington-Fayette
- e. Louisiana: Alexandria, New Orleans
- f. North Carolina: Asheville
- g. South Carolina: Greenville
- h. Tennessee: Clarksville-Hopkinsville

ISSUED: DECEMBER 7, 2017

EFFECTIVE: DECEMBER 8, 2018

ACCESS SERVICE
23 – Metropolitan Statistical Area Access Services (Cont'd)

23.3 Services Available in an MSA

The following services are available in MSA's with Full or Limited Service Relief:

BellSouth SWA Dedicated Transport Services

- BellSouth SWA VG
- BellSouth SWA DS0
- BellSouth SWA DS1
- BellSouth SWA DS3
- BellSouth SWA Dedicated Ring
- BellSouth SWA Managed Shared Network Service
- CCS7 Signaling Connection and CCS7 Signaling Termination
- Dedicated Network Access Lines (DNALs)
- BellSouth SWA SONET Transport Components
- BellSouth Wavelength SWA Dedicated Ring Service Components
- BellSouth Wavelength SWA Channel Service Components

(1)
(1)
(1)
(1)
(1)
(1)
(1)
(1)
(1)
(1)
(1)
(1)
(1)
(1)
(1)
(1)
(1)
(1)
(1)
(1)
(1)

(D)

(D)

⁽¹⁾ Material in this Section has been de-tariffed pursuant to FCC Order No. 17-43, released April 28, 2017. Terms and Conditions for de-tariffed services are available at www.att.com/guidebook.

ISSUED: DECEMBER 7, 2017

EFFECTIVE: DECEMBER 8, 2018

ACCESS SERVICE
23 – Metropolitan Statistical Area Access Services (Cont'd)

(1)

(D)

(1) Material in this Section has been de-tariffed pursuant to FCC Order No. 17-43, released April 28, 2017. Terms and Conditions for de-tariffed services are available at www.att.com/guidebook.

(This page filed under Transmittal No. 135)

All AT&T and BellSouth marks contained herein and as set forth in the trademarks and service marks section of the BellSouth Tariff are owned by AT&T Intellectual Property or AT&T affiliated companies.

(D)

ISSUED: JUNE 16, 2011

EFFECTIVE: JULY 1, 2011

ACCESS SERVICE

23 . Metropolitan Statistical Area Access Services (Cont'd)

23.4 Application of Rates and Charges

A. Figure 1 illustrates services provided totally from an MSA located in a Full Service Relief Area. The rates and charges for all associated rate elements for services in a Full Service Relief Area are obtained from Section 23.5 of this Tariff.

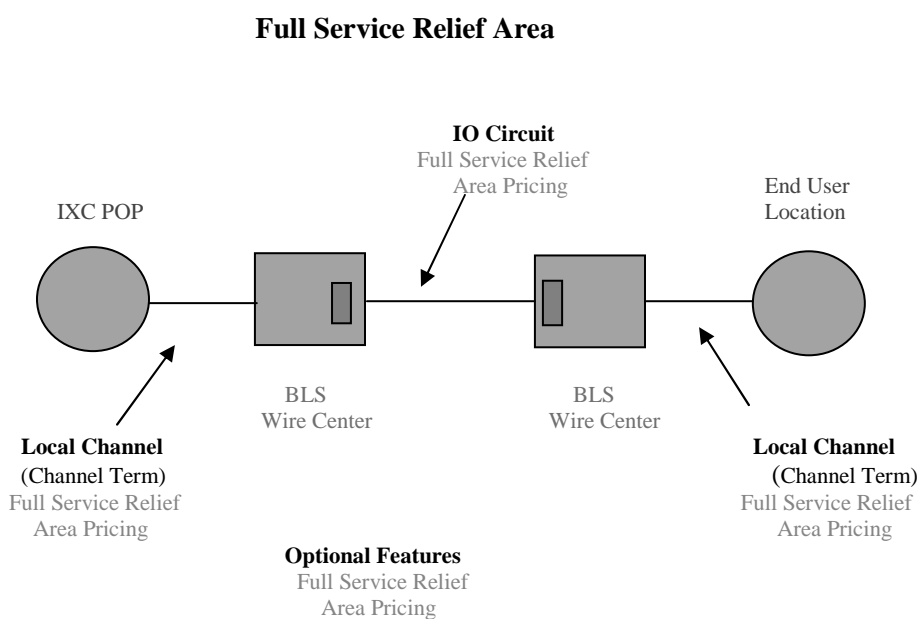


Figure 1

ISSUED: DECEMBER 7, 2017

EFFECTIVE: DECEMBER 8, 2018

ACCESS SERVICE

23 – Metropolitan Statistical Area Access Services (Cont'd)

23.4 Application of Rates and Charges

- B. Figure 2 illustrates services provided totally from an MSA located in a Limited Service Relief Area. The rates and charges for all associated Special Access Service and Fast Packet Access Services rate elements, except local channels (channel terminations) between a LEC end office and a Customer (end user) premises, are obtained from Section 23.5 of this Tariff. ⁽¹⁾ All associated Switched Access rate elements are referenced back to comparable services in Sections 6.8.1.A, 6.8.1.B.1, 6.8.1.C.2, 6.8.1.C.3, 6.8.1.E, 6.8.1.G.5, 6.8.1.G.6, 6.8.1.H through 6.8.1.M, and 6.8.5 through 6.8.10 of this Tariff.

(D)

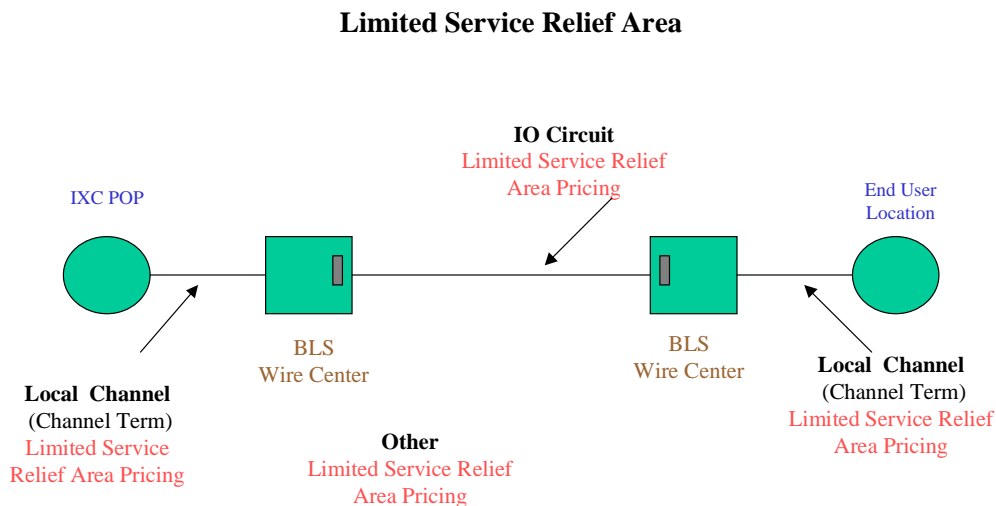


Figure 2

⁽¹⁾ Material in this Section has been de-tariffed pursuant to FCC Order No. 17-43, released April 28, 2017. Terms and Conditions for de-tariffed services are available at www.att.com/guidebook.

(This page filed under Transmittal No. 135)

All BellSouth marks contained herein and as set forth in the trademarks and servicemarks section of this Tariff are owned by BellSouth Intellectual Property Corporation.

ISSUED: JUNE 16, 2011

EFFECTIVE: JULY 1, 2011

ACCESS SERVICE

23 . Metropolitan Statistical Area Access Services (Cont.d)

23.4 Application of Rates and Charges

C. Figure 3 illustrates a service provided from two MSAs with one MSA located in a Full Service Relief Area and one MSA located in a Limited Service Relief Area. The rates and charges for local channels and optional features located in the Full Service Relief Area are obtained as stated in 23.4.A preceding. The rates and charges for local channels and optional features located in the Limited Service Relief Area are obtained as stated in 23.4.B preceding. Interoffice channels between a Full Service Relief Area and a Limited Service Relief Area are rated the same as that of an interoffice channel in a Limited Service Relief Area and rates and charges are obtained as stated in 23.4.B preceding.

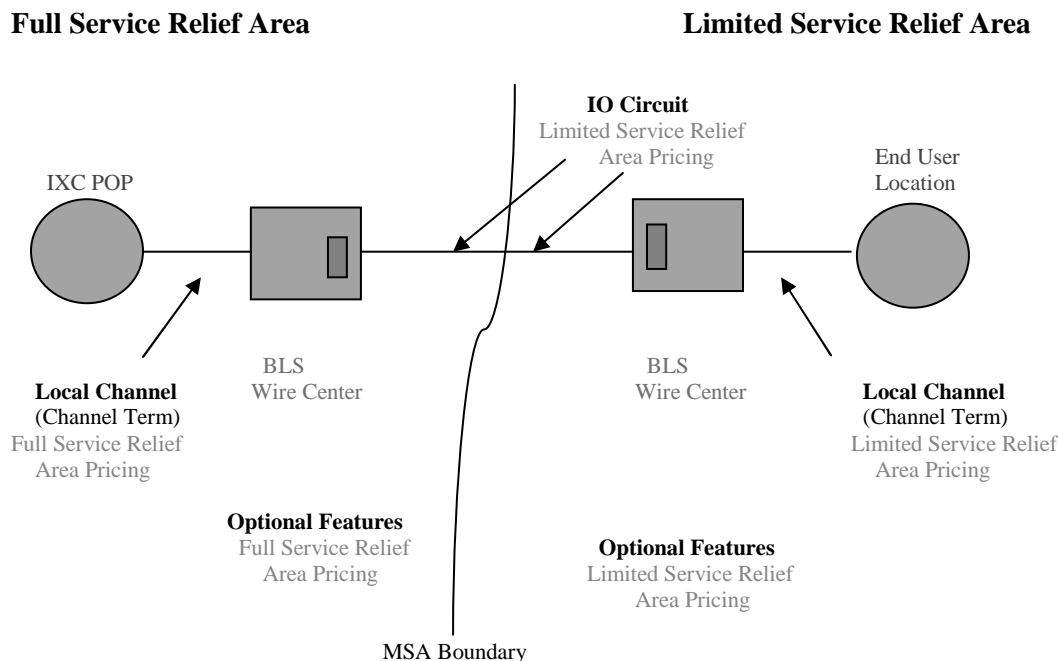


Figure 3

ISSUED: DECEMBER 7, 2017

EFFECTIVE: DECEMBER 8, 2018

ACCESS SERVICE

23 – Metropolitan Statistical Area Access Services (Cont'd)

23.4 Application of Rates and Charges

D. Figure 4 illustrates a service provided from two MSAs with one MSA located in a Full Service Relief Area and one MSA located in a Non-Relief Area. The rates and charges for local channels and optional features located in the Full Service Relief Area are obtained as stated in 23.4.A preceding.

Interoffice channels between a Full Service Relief Area and a Non-Relief Area are rated the same as that of an interoffice channel in a Non-Relief Area.

Rates and charges for local channels, interoffice channels and optional features in a Non-Relief Area are obtained in Sections 6.8.1.A, 6.8.1.B.1, 6.8.1.C.2, 6.8.1.C.3, 6.8.1.E, 6.8.1.G.5, 6.8.1.G.6, 6.8.1.H through 6.8.1.M, and 6.8.5 through 6.8.10 ⁽¹⁾ of this Tariff.

(D)

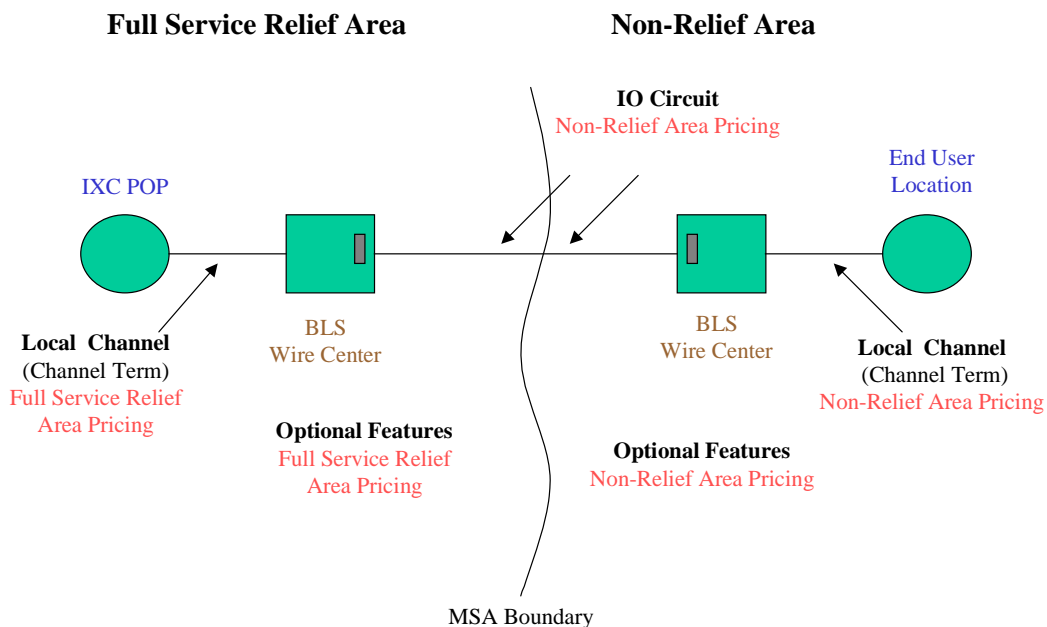


Figure 4

⁽¹⁾ Material in this Section has been de-tariffed pursuant to FCC Order No. 17-43, released April 28, 2017. Terms and Conditions for de-tariffed services are available at www.att.com/guidebook.

(This page filed under Transmittal No. 135)

All BellSouth marks contained herein and as set forth in the trademarks and servicemarks section of this Tariff are owned by BellSouth Intellectual Property Corporation.

ISSUED: DECEMBER 7, 2017

EFFECTIVE: DECEMBER 8, 2018

ACCESS SERVICE

Section 23 – Metropolitan Statistical Area Access Services (Cont'd)

23.4 Application of Rates and Charges

- E. Figure 5 illustrates a service provided from two MSAs with one MSA located in a Limited Service Relief Area and one MSA located in a Non-Relief Area. The rates and charges for local channels and optional features located in the Limited Service Relief Area are obtained as stated in 23.4.B preceding.

Interoffice channels between a Limited Service Relief Area and a Non-Relief Area are rated the same as that of an interoffice channel in a Non-Relief Area.

Rates and charges for local channels, interoffice channels and optional features in a Non-Relief Area are obtained in Sections 6.8.1.A, 6.8.1.B.1, 6.8.1.C.2, 6.8.1.C.3, 6.8.1.E, 6.8.1.G.5, 6.8.1.G.6, 6.8.1.H through 6.8.1.M, and 6.8.5 through 6.8.10 ⁽¹⁾ of this Tariff.

(D)

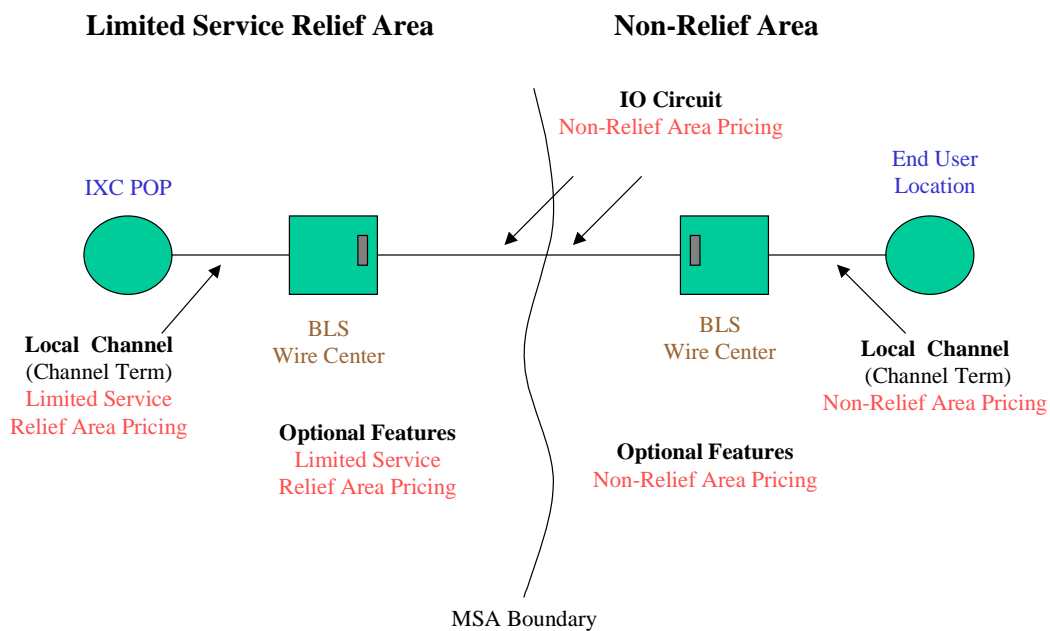


Figure 5

⁽¹⁾ Material in this Section has been de-tariffed pursuant to FCC Order No. 17-43, released April 28, 2017. Terms and Conditions for de-tariffed services are available at www.att.com/guidebook.

(This page filed under Transmittal No. 135)

ISSUED: SEPTEMBER 30, 2011

EFFECTIVE: OCTOBER 1, 2011

ACCESS SERVICE

23 – Metropolitan Statistical Area Access Services (Cont'd)

23.5 Rates and Charges

23.5.1 BellSouth SWA Dedicated Transport

ALL STATES

	Monthly Rate	Nonrecurring Charges		USOC
		First Service Installed	Additional Service Installed	
(A) <u>BellSouth SWA Local Channel</u> - per Local Channel				
(1) BellSouth SWA VG				
- Two-Wire	\$41.02(I)	\$310.00	\$120.00	TEFV2
- Four-Wire	\$60.50(I)	\$315.00	\$125.00	TEFV4
(2) BellSouth SWA DS1				
- 1.544 Mbps	N/A	\$750.00	\$300.00	TEFHG

Per Month Rates

	Month to Month	Plan A ¹ 24 to 48 Months	Plan B ¹ 49 to 72 Months	
Zone 1				
Alabama	\$203.28(I)	\$113.22	\$110.55	TEFHG
Florida	\$203.28(I)	\$113.22	\$110.55	TEFHG
Georgia	\$203.28(I)	\$113.22	\$110.55	TEFHG
Kentucky	\$203.28(I)	\$113.22	\$110.55	TEFHG
Louisiana	\$203.28(I)	\$113.22	\$110.55	TEFHG
Mississippi	\$203.28(I)	\$113.22	\$110.55	TEFHG
North Carolina	\$203.28(I)	\$113.22	\$110.55	TEFHG
South Carolina	\$203.28(I)	\$113.22	\$110.55	TEFHG
Tennessee	\$203.28(I)	\$113.22	\$110.55	TEFHG

Note 1: Area Commitment Plan Rates

(This page filed under Transmittal No. 0014)

All BellSouth marks contained herein and as set forth in the trademarks and servicemarks section of this Tariff are owned by BellSouth Intellectual Property Corporation.

ISSUED: SEPTEMBER 30, 2011

EFFECTIVE: OCTOBER 1, 2011

ACCESS SERVICE

23 - Metropolitan Statistical Area Access Services (Cont'd)

23.5 Rates and Charges (Cont'd)

23.5.1 BellSouth SWA Dedicated Transport (Cont'd)

(A) BellSouth SWA Local Channel (Cont'd)

(2) BellSouth SWA DS1 (Cont'd)
 - 1.544 Mbps

Per Month Rates

	<u>Month to Month</u>	<u>Plan A¹ 24 to 48 Months</u>	<u>Plan B¹ 49 to 72 Months</u>	
Zone 2				
Alabama	\$211.75(I)	\$113.22	\$110.55	TEFHG
Florida	\$211.75(I)	\$113.22	\$110.55	TEFHG
Georgia	\$211.75(I)	\$113.22	\$110.55	TEFHG
Kentucky	\$211.75(I)	\$113.22	\$110.55	TEFHG
Louisiana	\$211.75(I)	\$113.22	\$110.55	TEFHG
Mississippi	\$211.75(I)	\$113.22	\$110.55	TEFHG
North Carolina	\$211.75(I)	\$113.22	\$110.55	TEFHG
South Carolina	\$211.75(I)	\$113.22	\$110.55	TEFHG
Tennessee	\$211.75(I)	\$113.22	\$110.55	TEFHG

Note 1: Area Commitment Plan Rates

ISSUED: SEPTEMBER 30, 2011

EFFECTIVE: OCTOBER 1, 2011

ACCESS SERVICE

23 - Metropolitan Statistical Area Access Services (Cont'd)

23.5 Rates and Charges (Cont'd)

23.5.1 BellSouth SWA Dedicated Transport (Cont'd)

(A) BellSouth SWA Local Channel (Cont'd)

(2) BellSouth SWA DS1
 - 1.544 Mbps (Cont'd)

	<u>Per Month Rates</u>			
	<u>Month to Month</u>	<u>Plan A¹ 24 to 48 Months</u>	<u>Plan B¹ 49 to 72 Months</u>	<u>USOC</u>
Zone 3				
Alabama	\$217.80(I)	\$113.22	\$110.55	TEFHG
Florida	\$217.80(I)	\$113.22	\$110.55	TEFHG
Georgia	\$217.80(I)	\$113.22	\$110.55	TEFHG
Kentucky	\$217.80(I)	\$113.22	\$110.55	TEFHG
Louisiana	\$217.80(I)	\$113.22	\$110.55	TEFHG
Mississippi	\$217.80(I)	\$113.22	\$110.55	TEFHG
North Carolina	\$217.80(I)	\$113.22	\$110.55	TEFHG
South Carolina	\$217.80(I)	\$113.22	\$110.55	TEFHG
Tennessee	\$217.80(I)	\$113.22	\$110.55	TEFHG

Note 1: Area Commitment Plan Rates

(This page filed under Transmittal No. 0014)

ISSUED: SEPTEMBER 30, 2011

EFFECTIVE: OCTOBER 1, 2011

ACCESS SERVICE

23 - Metropolitan Statistical Area Access Services (Cont'd)

23.5 Rates and Charges (Cont'd)

23.5.1 BellSouth SWA Dedicated Transport (Cont'd)

	<u>Monthly Rate</u>	<u>Nonrecurring Charges</u>		<u>USOC</u>
		<u>First Service Installed</u>	<u>Additional Service Installed</u>	
(A) <u>BellSouth SWA Local Channel</u> (Cont'd) - per Local Channel				
(3) BellSouth SWA DS3 - 44.736 Mbps	N/A	\$870.50	\$427.88	TEFHJ

Per Month Rates

	<u>Month to Month</u>	<u>Plan A¹ 24 to 48 Months</u>	<u>Plan B¹ 49 to 72 Months</u>	
Zone 1				
Alabama	1833.82 (I)	\$1314.96	\$1225.81	TEFHJ
Florida	1833.82 (I)	\$1314.96	\$1225.81	TEFHJ
Georgia	1833.82 (I)	\$1314.96	\$1225.81	TEFHJ
Kentucky	1833.82 (I)	\$1314.96	\$1225.81	TEFHJ
Louisiana	1833.82 (I)	\$1314.96	\$1225.81	TEFHJ
Mississippi	1833.82 (I)	\$1314.96	\$1225.81	TEFHJ
North Carolina	1833.82 (I)	\$1314.96	\$1225.81	TEFHJ
South Carolina	1833.82 (I)	\$1314.96	\$1225.81	TEFHJ
Tennessee	1833.82 (I)	\$1314.96	\$1225.81	TEFHJ
Zone 2				
Alabama	1833.82 (I)	\$1426.39	\$1337.25	TEFHJ
Florida	1833.82 (I)	\$1426.39	\$1337.25	TEFHJ
Georgia	1833.82 (I)	\$1426.39	\$1337.25	TEFHJ
Kentucky	1833.82 (I)	\$1426.39	\$1337.25	TEFHJ
Louisiana	1833.82 (I)	\$1426.39	\$1337.25	TEFHJ
Mississippi	1833.82 (I)	\$1426.39	\$1337.25	TEFHJ
North Carolina	1833.82 (I)	\$1426.39	\$1337.25	TEFHJ
South Carolina	1833.82 (I)	\$1426.39	\$1337.25	TEFHJ
Tennessee	1833.82 (I)	\$1426.39	\$1337.25	TEFHJ

Note 1: Area Commitment Plan Rates

ISSUED: SEPTEMBER 30, 2011

EFFECTIVE: OCTOBER 1, 2011

ACCESS SERVICE

23 - Metropolitan Statistical Area Access Services (Cont'd)

23.5 Rates and Charges (Cont'd)

23.5.1 BellSouth SWA Dedicated Transport (Cont'd)

(A) BellSouth SWA Local Channel (Cont'd)

(3) BellSouth SWA DS3
 - 44.736 Mbps (Cont'd)

		<u>Per Month Rates</u>		
	<u>Month to Month</u>	<u>Plan A¹ 24 to 48 Months</u>	<u>Plan B¹ 49 to 72 Months</u>	<u>USOC</u>
Zone 3				
Alabama	\$1833.82 (I)	\$1515.55	\$1426.39	TEFHJ
Florida	\$1833.82 (I)	\$1515.55	\$1426.39	TEFHJ
Georgia	\$1833.82 (I)	\$1515.55	\$1426.39	TEFHJ
Kentucky	\$1833.82 (I)	\$1515.55	\$1426.39	TEFHJ
Louisiana	\$1833.82 (I)	\$1515.55	\$1426.39	TEFHJ
Mississippi	\$1833.82 (I)	\$1515.55	\$1426.39	TEFHJ
North Carolina	\$1833.82 (I)	\$1515.55	\$1426.39	TEFHJ
South Carolina	\$1833.82 (I)	\$1515.55	\$1426.39	TEFHJ
Tennessee	\$1833.82 (I)	\$1515.55	\$1426.39	TEFHJ

Note 1: Area Commitment Plan Rates

ISSUED: SEPTEMBER 30, 2011

EFFECTIVE: OCTOBER 1, 2011

ACCESS SERVICE

23 - Metropolitan Statistical Area Access Services (Cont'd)

23.5 Rates and Charges (Cont'd)

23.5.1 BellSouth SWA Dedicated Transport (Cont'd)

	<u>Monthly Rates</u>	<u>Nonrecurring Charges</u>	<u>USOC</u>
(B) <u>BellSouth SWA Interoffice Channel</u>			
(1) BellSouth SWA Dedicated Transport			
a. BellSouth SWA VG			
- Facility Termination	\$ 30.25(I)	\$ 80.00	1L5NF
- Per Mile	\$ 2.42(I)		
b. BellSouth SWA DS0			
- 56/64 Kbps			
- Facility Termination	\$ 54.45(I)	\$ 25.00	1L5NK
- Per Mile	\$ 4.84(I)		
c. BellSouth SWA DS1			
- 1.544 Mbps		\$100.49	1L5NL

Per Month Rates

	<u>Month to Month</u>	<u>Plan A¹ 24 to 48 Months</u>	<u>Plan B¹ 49 to 72 Months</u>	<u>USOC</u>
Zone 1 - Facility Termination				
Alabama	\$90.75(I)	\$57.95	\$53.49	1L5NL
Florida	\$90.75(I)	\$57.95	\$53.49	1L5NL
Georgia	\$90.75(I)	\$57.95	\$53.49	1L5NL
Kentucky	\$90.75(I)	\$57.95	\$53.49	1L5NL
Louisiana	\$90.75(I)	\$57.95	\$53.49	1L5NL
Mississippi	\$90.75(I)	\$57.95	\$53.49	1L5NL
North Carolina	\$90.75(I)	\$57.95	\$53.49	1L5NL
South Carolina	\$90.75(I)	\$57.95	\$53.49	1L5NL
Tennessee	\$90.75(I)	\$57.95	\$53.49	1L5NL

Note 1: Area Commitment Plan Rates.

(This page filed under Transmittal No. 0014)

All BellSouth marks contained herein and as set forth in the trademarks and servicemarks section of this Tariff are owned by BellSouth Intellectual Property Corporation.

ISSUED: SEPTEMBER 30, 2011

EFFECTIVE: OCTOBER 1, 2011

ACCESS SERVICE

23 - Metropolitan Statistical Area Access Services (Cont'd)

23.5 Rates and Charges (Cont'd)

23.5.1 BellSouth SWA Dedicated Transport (Cont'd)

(B) BellSouth SWA Interoffice Channel (Cont'd)

(1) BellSouth SWA Dedicated Transport (Cont'd)

c. BellSouth SWA DS1
 - 1.544 Mbps (Cont'd)

	<u>Per Month Rates</u>			
	<u>Month to Month</u>	<u>Plan A¹ 24 to 48 Months</u>	<u>Plan B¹ 49 to 72 Months</u>	<u>USOC</u>
Zone 1 - Per Mile				
Alabama	\$19.36(I)	\$10.92	\$8.69	1L5NL
Florida	\$19.36(I)	\$10.92	\$8.69	1L5NL
Georgia	\$19.36(I)	\$10.92	\$8.69	1L5NL
Kentucky	\$19.36(I)	\$10.92	\$8.69	1L5NL
Louisiana	\$19.36(I)	\$10.92	\$8.69	1L5NL
Mississippi	\$19.36(I)	\$10.92	\$8.69	1L5NL
North Carolina	\$19.36(I)	\$10.92	\$8.69	1L5NL
South Carolina	\$19.36(I)	\$10.92	\$8.69	1L5NL
Tennessee	\$19.36(I)	\$10.92	\$8.69	1L5NL

Note 1: Area Commitment Plan Rates.

ISSUED: SEPTEMBER 30, 2011

EFFECTIVE: OCTOBER 1, 2011

ACCESS SERVICE

23 - Metropolitan Statistical Area Access Services (Cont'd)

23.5 Rates and Charges (Cont'd)

23.5.1 BellSouth SWA Dedicated Transport (Cont'd)

Per Month Rates				
	<u>Month to Month</u>	<u>Plan A¹ 24 to 48 Months</u>	<u>Plan B¹ 49 to 72 Months</u>	<u>USOC</u>
(B) <u>BellSouth SWA Interoffice Channel</u> (Cont'd)				
(1) Dedicated Transport (Cont'd)				
c. BellSouth SWA DS1 - 1.544 Mbps (Cont'd)				
Zone 2 - Facility Termination				
Alabama	\$96.80(I)	\$62.40	\$57.95	1L5NL
Florida	\$96.80(I)	\$62.40	\$57.95	1L5NL
Georgia	\$96.80(I)	\$62.40	\$57.95	1L5NL
Kentucky	\$96.80(I)	\$62.40	\$57.95	1L5NL
Louisiana	\$96.80(I)	\$62.40	\$57.95	1L5NL
Mississippi	\$96.80(I)	\$62.40	\$57.95	1L5NL
North Carolina	\$96.80(I)	\$62.40	\$57.95	1L5NL
South Carolina	\$96.80(I)	\$62.40	\$57.95	1L5NL
Tennessee	\$96.80(I)	\$62.40	\$57.95	1L5NL
Zone 2 - Per Mile				
Alabama	\$22.57(I)	\$13.15	\$11.36	1L5NL
Florida	\$22.57(I)	\$13.15	\$11.36	1L5NL
Georgia	\$22.57(I)	\$13.15	\$11.36	1L5NL
Kentucky	\$22.57(I)	\$13.15	\$11.36	1L5NL
Louisiana	\$22.57(I)	\$13.15	\$11.36	1L5NL
Mississippi	\$22.57(I)	\$13.15	\$11.36	1L5NL
North Carolina	\$22.57(I)	\$13.15	\$11.36	1L5NL
South Carolina	\$22.57(I)	\$13.15	\$11.36	1L5NL
Tennessee	\$22.57(I)	\$13.15	\$11.36	1L5NL

Note 1: Area Commitment Plan Rates.

ISSUED: SEPTEMBER 30, 2011

EFFECTIVE: OCTOBER 1, 2011

ACCESS SERVICE

23 - Metropolitan Statistical Area Access Services (Cont'd)

23.5 Rates and Charges (Cont'd)

23.5.1 BellSouth SWA Dedicated Transport (Cont'd)

Per Month Rates

	<u>Month to Month</u>	<u>Plan A¹ 24 to 48 Months</u>	<u>Plan B¹ 49 to 72 Months</u>	<u>USOC</u>
(B) <u>BellSouth SWA Interoffice Channel</u> (Cont'd)				
(1) BellSouth SWA Dedicated Transport (Cont'd)				
c. BellSouth SWA DS1 - 1.544 Mbps (Cont'd)				
Zone 3 - Facility Termination				
Alabama	\$102.85 (I)	\$66.86	\$62.40	1L5NL
Florida	\$102.85 (I)	\$66.86	\$62.40	1L5NL
Georgia	\$102.85 (I)	\$66.86	\$62.40	1L5NL
Kentucky	\$102.85 (I)	\$66.86	\$62.40	1L5NL
Louisiana	\$102.85 (I)	\$66.86	\$62.40	1L5NL
Mississippi	\$102.85 (I)	\$66.86	\$62.40	1L5NL
North Carolina	\$102.85 (I)	\$66.86	\$62.40	1L5NL
South Carolina	\$102.85 (I)	\$66.86	\$62.40	1L5NL
Tennessee	\$102.85 (I)	\$66.86	\$62.40	1L5NL
Zone 3 - Per Mile				
Alabama	\$23.72 (I)	\$17.83	\$17.83	1L5NL
Florida	\$23.72 (I)	\$17.83	\$17.83	1L5NL
Georgia	\$23.72 (I)	\$17.83	\$17.83	1L5NL
Kentucky	\$23.72 (I)	\$17.83	\$17.83	1L5NL
Louisiana	\$23.72 (I)	\$17.83	\$17.83	1L5NL
Mississippi	\$23.72 (I)	\$17.83	\$17.83	1L5NL
North Carolina	\$23.72 (I)	\$17.83	\$17.83	1L5NL
South Carolina	\$23.72 (I)	\$17.83	\$17.83	1L5NL
Tennessee	\$23.72 (I)	\$17.83	\$17.83	1L5NL

Note 1: Area Commitment Plan Rates.

(This page filed under Transmittal No. 0014)

All BellSouth marks contained herein and as set forth in the trademarks and servicemarks section of this Tariff are owned by BellSouth Intellectual Property Corporation.

ISSUED: SEPTEMBER 30, 2011

EFFECTIVE: OCTOBER 1, 2011

ACCESS SERVICE

23 - Metropolitan Statistical Area Access Services (Cont'd)

23.5 Rates and Charges (Cont'd)

23.5.1 BellSouth SWA Dedicated Transport (Cont'd)

	<u>Monthly Rates</u>	<u>Nonrecurring Charges</u>	<u>USOC</u>
(B) <u>BellSouth SWA Interoffice Channel (Cont'd)</u>			

(1) BellSouth SWA Dedicated
 Transport (Cont'd)

d. BellSouth SWA DS3 - 44.736 Mbps	\$67.19	1L5NM
---------------------------------------	---------	-------

	<u>Month to Month</u>	<u>Per Month Rates</u>		<u>USOC</u>
		Plan A ¹ 24 to 48 Months	Plan B ¹ 49 to 72 Months	
Zone 1 - Facility Termination				
Alabama	\$1176.77 (I)	\$891.50	\$757.77	1L5NM
Florida	\$1176.77 (I)	\$891.50	\$757.77	1L5NM
Georgia	\$1176.77 (I)	\$891.50	\$757.77	1L5NM
Kentucky	\$1176.77 (I)	\$891.50	\$757.77	1L5NM
Louisiana	\$1176.77 (I)	\$891.50	\$757.77	1L5NM
Mississippi	\$1176.77 (I)	\$891.50	\$757.77	1L5NM
North Carolina	\$1176.77 (I)	\$891.50	\$757.77	1L5NM
South Carolina	\$1176.77 (I)	\$891.50	\$757.77	1L5NM
Tennessee	\$1176.77 (I)	\$891.50	\$757.77	1L5NM

Zone 1 - Per Mile

Alabama	\$117.67 (I)	\$82.50	\$71.50	1L5NM
Florida	\$117.67 (I)	\$82.50	\$71.50	1L5NM
Georgia	\$117.67 (I)	\$82.50	\$71.50	1L5NM
Kentucky	\$117.67 (I)	\$82.50	\$71.50	1L5NM
Louisiana	\$117.67 (I)	\$82.50	\$71.50	1L5NM
Mississippi	\$117.67 (I)	\$82.50	\$71.50	1L5NM
North Carolina	\$117.67 (I)	\$82.50	\$71.50	1L5NM
South Carolina	\$117.67 (I)	\$82.50	\$71.50	1L5NM
Tennessee	\$117.67 (I)	\$82.50	\$71.50	1L5NM

Note 1: Area Commitment Plan Rates.

ISSUED: SEPTEMBER 30, 2011

EFFECTIVE: OCTOBER 1, 2011

ACCESS SERVICE

23 - Metropolitan Statistical Area Access Services (Cont'd)

23.5 Rates and Charges (Cont'd)

23.5.1 BellSouth SWA Dedicated Transport (Cont'd)

(B) BellSouth SWA Interoffice Channel (Cont'd)

(1) BellSouth SWA Dedicated Transport (Cont'd)

d. BellSouth SWA DS3 - 44.736 Mbps (Cont'd)

	<u>Per Month Rates</u>			
	<u>Month to Month</u>	<u>Plan A¹ 24 to 48 Months</u>	<u>Plan B¹ 49 to 72 Months</u>	<u>USOC</u>
Zone 2 - Facility Termination				
Alabama	\$1176.77(I)	\$936.08	\$802.35	1L5NM
Florida	\$1176.77(I)	\$936.08	\$802.35	1L5NM
Georgia	\$1176.77(I)	\$936.08	\$802.35	1L5NM
Kentucky	\$1176.77(I)	\$936.08	\$802.35	1L5NM
Louisiana	\$1176.77(I)	\$936.08	\$802.35	1L5NM
Mississippi	\$1176.77(I)	\$936.08	\$802.35	1L5NM
North Carolina	\$1176.77(I)	\$936.08	\$802.35	1L5NM
South Carolina	\$1176.77(I)	\$936.08	\$802.35	1L5NM
Tennessee	\$1176.77(I)	\$936.08	\$802.35	1L5NM
Zone 2 - Per Mile				
Alabama	\$117.67(I)	\$82.50	\$71.50	1L5NM
Florida	\$117.67(I)	\$82.50	\$71.50	1L5NM
Georgia	\$117.67(I)	\$82.50	\$71.50	1L5NM
Kentucky	\$117.67(I)	\$82.50	\$71.50	1L5NM
Louisiana	\$117.67(I)	\$82.50	\$71.50	1L5NM
Mississippi	\$117.67(I)	\$82.50	\$71.50	1L5NM
North Carolina	\$117.67(I)	\$82.50	\$71.50	1L5NM
South Carolina	\$117.67(I)	\$82.50	\$71.50	1L5NM
Tennessee	\$117.67(I)	\$82.50	\$71.50	1L5NM

Note 1: Area Commitment Plan Rates.

ISSUED: SEPTEMBER 30, 2011

EFFECTIVE: OCTOBER 1, 2011

ACCESS SERVICE

23 - Metropolitan Statistical Area Access Services (Cont'd)

23.5 Rates and Charges (Cont'd)

23.5.1 BellSouth SWA Dedicated Transport (Cont'd)
Per Month Rates

Per Month Rates

	<u>Month to Month</u>	<u>Plan A¹ 24 to 48 Months</u>	<u>Plan B¹ 49 to 72 Months</u>	<u>USOC</u>
(B) <u>BellSouth SWA Interoffice Channel</u> (Cont'd)				
(1) BellSouth SWA Dedicated Transport (Cont'd)				
d. BellSouth SWA DS3 - 44.736 Mbps (Cont'd)				
Zone 3 - Facility Termination				
Alabama	\$1176.77(I)	\$980.65	\$846.92	1L5NM
Florida	\$1176.77(I)	\$980.65	\$846.92	1L5NM
Georgia	\$1176.77(I)	\$980.65	\$846.92	1L5NM
Kentucky	\$1176.77(I)	\$980.65	\$846.92	1L5NM
Louisiana	\$1176.77(I)	\$980.65	\$846.92	1L5NM
Mississippi	\$1176.77(I)	\$980.65	\$846.92	1L5NM
North Carolina	\$1176.77(I)	\$980.65	\$846.92	1L5NM
South Carolina	\$1176.77(I)	\$980.65	\$846.92	1L5NM
Tennessee	\$1176.77(I)	\$980.65	\$846.92	1L5NM
Zone 3 - Per Mile				
Alabama	\$117.67(I)	\$82.50	\$71.50	1L5NM
Florida	\$117.67(I)	\$82.50	\$71.50	1L5NM
Georgia	\$117.67(I)	\$82.50	\$71.50	1L5NM
Kentucky	\$117.67(I)	\$82.50	\$71.50	1L5NM
Louisiana	\$117.67(I)	\$82.50	\$71.50	1L5NM
Mississippi	\$117.67(I)	\$82.50	\$71.50	1L5NM
North Carolina	\$117.67(I)	\$82.50	\$71.50	1L5NM
South Carolina	\$117.67(I)	\$82.50	\$71.50	1L5NM
Tennessee	\$117.67(I)	\$82.50	\$71.50	1L5NM

Note 1: Area Commitment Plan Rates.

ISSUED: JUNE 16, 2011

EFFECTIVE: JULY 1, 2011

ACCESS SERVICE

23 - Metropolitan Statistical Area Access Services (Cont'd)

23.5 Rates and Charges (Cont'd)

23.5.1 BellSouth SWA Dedicated Transport (Cont'd)

(C) Optional Features

	<u>USOC</u>	<u>Monthly Rates</u>	<u>Nonrecurring Initial</u>	<u>Charges Subsequent</u>
(1) 64 Clear Channel Capability				
Per Channelized DS1/1.544 Mbps				
High Capacity Channel optioned as:				
- Superframe Format (SF)	SATSF	NONE	NONE	\$420.00
- Extended Superframe Format (ESF)	SATES	NONE	NONE	\$420.00

ISSUED: SEPTEMBER 30, 2011

EFFECTIVE: OCTOBER 1, 2011

ACCESS SERVICE

23 - Metropolitan Statistical Area Access Services (Cont'd)

23.5 Rates and Charges (Cont'd)

23.5.1 BellSouth SWA Dedicated Transport (Cont'd)

(C) Optional Features (Cont'd)

(2) Channelization

a. DS3 Channelization	<u>Monthly Rates</u>	<u>Nonrecurring Charges Initial</u>	<u>Subsequent</u>	<u>USOC</u>
1. DS3 to DS1		\$145.45	\$584.80	SATNS

Per Month Rates

	<u>Month to Month</u>	<u>Plan A¹ 24 to 48 Months</u>	<u>Plan B¹ 49 to 72 Months</u>	<u>USOC</u>
Zone 1 - Per Arrangement				
Alabama	\$872.77 (I)	\$713.20	\$634.74	SATNS
Florida	\$872.77 (I)	\$713.20	\$634.74	SATNS
Georgia	\$872.77 (I)	\$713.20	\$634.74	SATNS
Kentucky	\$872.77 (I)	\$713.20	\$634.74	SATNS
Louisiana	\$872.77 (I)	\$713.20	\$634.74	SATNS
Mississippi	\$872.77 (I)	\$713.20	\$634.74	SATNS
North Carolina	\$872.77 (I)	\$713.20	\$634.74	SATNS
South Carolina	\$872.77 (I)	\$713.20	\$634.74	SATNS
Tennessee	\$872.77 (I)	\$713.20	\$634.74	SATNS

Zone 2 - Per Arrangement

Alabama	\$872.77 (I)	\$753.31	\$713.20	SATNS
Florida	\$872.77 (I)	\$753.31	\$713.20	SATNS
Georgia	\$872.77 (I)	\$753.31	\$713.20	SATNS
Kentucky	\$872.77 (I)	\$753.31	\$713.20	SATNS
Louisiana	\$872.77 (I)	\$753.31	\$713.20	SATNS
Mississippi	\$872.77 (I)	\$753.31	\$713.20	SATNS
North Carolina	\$872.77 (I)	\$753.31	\$713.20	SATNS
South Carolina	\$872.77 (I)	\$753.31	\$713.20	SATNS
Tennessee	\$872.77 (I)	\$753.31	\$713.20	SATNS

Note 1: Area Commitment Plan Rates.

ISSUED: SEPTEMBER 30, 2011

EFFECTIVE: OCTOBER 1, 2011

ACCESS SERVICE

23 - Metropolitan Statistical Area Access Services (Cont'd)

23.5 Rates and Charges (Cont'd)

23.5.1 BellSouth SWA Dedicated Transport (Cont'd)

(C) Optional Features (Cont'd)

(2) Channelization (Cont'd)

a. DS3 Channelization
 1. DS3 to DS1 (Cont'd)

	<u>Per Month Rates</u>			
	<u>Month to Month</u>	<u>Plan A¹ 24 to 48 Months</u>	<u>Plan B¹ 49 to 72 Months</u>	<u>USOC</u>
Zone 3 - Per Arrangement				
Alabama	\$872.77(I)	\$793.43	\$793.43	SATNS
Florida	\$872.77(I)	\$793.43	\$793.43	SATNS
Georgia	\$872.77(I)	\$793.43	\$793.43	SATNS
Kentucky	\$872.77(I)	\$793.43	\$793.43	SATNS
Louisiana	\$872.77(I)	\$793.43	\$793.43	SATNS
Mississippi	\$872.77(I)	\$793.43	\$793.43	SATNS
North Carolina	\$872.77(I)	\$793.43	\$793.43	SATNS
South Carolina	\$872.77(I)	\$793.43	\$793.43	SATNS
Tennessee	\$872.77(I)	\$793.43	\$793.43	SATNS
	<u>Monthly Rates</u>	<u>Nonrecurring Charges</u>		<u>USOC</u>
(i) Central Office Channel Interface - per DS1	NONE	\$170.00		SATCO

Note 1: Area Commitment Plan Rates.

ISSUED: SEPTEMBER 30, 2011

EFFECTIVE: OCTOBER 1, 2011

ACCESS SERVICE

23 - Metropolitan Statistical Area Access Services (Cont'd)

23.5 Rates and Charges (Cont'd)

23.5.1 BellSouth SWA Dedicated Transport (Cont'd)

(C) Optional Features (Cont'd)

(2) Channelization (Cont'd)

b. DS1 Channelization¹

	<u>Monthly Rates</u>	<u>Nonrecurring Charges</u>	<u>USOC</u>
1. Basic Channelization System DS1 to DS0 or Analog		\$135.00	SATN1
Zone 1 - Per System			
Alabama	\$181.42 (I)		SATN1
Florida	\$181.42 (I)		SATN1
Georgia	\$181.42 (I)		SATN1
Kentucky	\$181.42 (I)		SATN1
Louisiana	\$181.42 (I)		SATN1
Mississippi	\$181.42 (I)		SATN1
North Carolina	\$181.42 (I)		SATN1
South Carolina	\$181.42 (I)		SATN1
Tennessee	\$181.42 (I)		SATN1
Zone 2 - Per System			
Alabama	\$181.42 (I)		SATN1
Florida	\$181.42 (I)		SATN1
Georgia	\$181.42 (I)		SATN1
Kentucky	\$181.42 (I)		SATN1
Louisiana	\$181.42 (I)		SATN1
Mississippi	\$181.42 (I)		SATN1
North Carolina	\$181.42 (I)		SATN1
South Carolina	\$181.42 (I)		SATN1
Tennessee	\$181.42 (I)		SATN1
Zone 3 - Per System			
Alabama	\$181.42 (I)		SATN1
Florida	\$181.42 (I)		SATN1
Georgia	\$181.42 (I)		SATN1
Kentucky	\$181.42 (I)		SATN1
Louisiana	\$181.42 (I)		SATN1
Mississippi	\$181.42 (I)		SATN1
North Carolina	\$181.42 (I)		SATN1
South Carolina	\$181.42 (I)		SATN1
Tennessee	\$181.42 (I)		SATN1

Note 1: DS1 Channelization Equipment monthly and nonrecurring rates will not apply at the Telephone Company end office when directly integrated into a Telephone Company End Office Digital Switching System.

ISSUED: JUNE 16, 2011

EFFECTIVE: JULY 1, 2011

ACCESS SERVICE

23 – Metropolitan Statistical Area Access Services (Cont'd)

23.5 Rates and Charges (Cont'd)

23.5.1 BellSouth SWA Dedicated Transport (Cont'd)

(C) Optional Features (Cont'd)

(2) Channelization (Cont'd)

b. DS1 Channelization¹ (Cont'd)

		<u>ALL STATES</u>			
		<u>Monthly Rates</u>	<u>Nonrecurring Charges First</u>	<u>Additional</u>	<u>USOC</u>
(i)	Central Office Channel Interface - Per Interface				
	BellSouth SWA	\$ 0.00	\$ 0.00	\$ 0.00	SATSA
	BellSouth SWA CCSAC Links	\$ 0.00	\$ 0.00	\$ 0.00	SATCL
			<u>Nonrecurring Charges Initial</u>	<u>Subsequent</u>	<u>USOC</u>
(3)	Tandem Signaling - Per Trunk ²		Nonrecurring charges are provided in Section 6.8.1.G.7		CNDST

Note 1: DS1 Channelization Equipment monthly and nonrecurring rates will not apply at the Telephone Company end office when directly integrated into a Telephone Company End Office Digital Switching System.

Note 2: This charge is in addition to the charge set forth in 6.8.8(A)

ISSUED: SEPTEMBER 30, 2011

EFFECTIVE: OCTOBER 1, 2011

ACCESS SERVICE

23 – Metropolitan Statistical Area Access Services (Cont'd)

23.5 Rates and Charges (Cont'd)

23.5.1 BellSouth SWA Dedicated Transport (Cont'd)

(C) Optional Features (Cont'd)

(4) SWA BellSouth Customer Network Management Service Optional Feature

(a) Reconfiguration, Per DS3 Customer or Central Office Channel Interface

		<u>Nonrecurring</u>		<u>USOC</u>
		<u>Initial</u>	<u>Subsequent</u>	
		\$0.00	\$0.00	SHSRC
		<u>Recurring</u>		
<u>Month</u>	<u>Plan A</u>	<u>Plan B</u>	<u>Plan C</u>	<u>USOC</u>
<u>to</u>	24-48	49-72	73-96	
<u>Month</u>	<u>Months</u>	<u>Months</u>	<u>Months</u>	<u>SHSRC</u>
\$ 6.05(I)	\$ 4.95	\$ 4.40	\$ 3.85	

(This page filed under Transmittal No. 0014)

All BellSouth marks contained herein and as set forth in the trademarks and service marks section of the BellSouth Tariffs are owned by BellSouth Intellectual Property Corporation.

ISSUED: SEPTEMBER 30, 2011

EFFECTIVE: OCTOBER 1, 2011

ACCESS SERVICE

23 - Metropolitan Statistical Area Access Services (Cont'd)

23.5 Rates and Charges (Cont'd)

23.5.1 BellSouth SWA Dedicated Transport (Cont'd)

(D) Dedicated Network Access Lines (DNALs)

(1) DNAL Switched Local Channel

ALL STATES

	<u>USOC</u>	<u>Monthly Rates</u>	<u>Nonrecurring Charges First Service Installed</u>	<u>Additional Service Installed</u>
(a) Per DNAL Switched Local Channel for use with the BSEs - SMDI, ISMDI, BCLID, Make Busy/Night Transfer ¹ , and Queuing (Call Waiting ¹ Subelements Only),				
- Two-Wire	T6E2X	\$48.40(I)	\$308.95	\$119.49
- Four-Wire	T6E4X	\$66.55(I)	\$314.69	\$125.19
(b) Per DNAL Switched Local Channel for use with the BSE - Queuing (Music After Delay Announcement Subelements Only),				
200 - 3500 Hz	T6ECS	\$44.89(I)	\$345.89	\$135.65
100 - 5000 Hz	T6ECS	\$59.60(I)	\$380.73	\$169.79
50 - 8000 Hz	T6ECS	\$60.09(I)	\$406.23	\$176.70
(c) Per DNAL Switched Local Channel for use with SMDI and ISMDI 9.6 Kbps Digital Service				
- 9.6 Kbps Digital Data Access Service	T6ECS	\$72.60(I)	\$520.00	\$310.00

Note 1: Available as a Two-Wire Service Only

ISSUED: SEPTEMBER 30, 2011

EFFECTIVE: OCTOBER 1, 2011

ACCESS SERVICE

23 – Metropolitan Statistical Area Access Services (Cont'd)

23.5 Rates and Charges (Cont'd)

23.5.1 BellSouth SWA Dedicated Transport (Cont'd)

(D) Dedicated Network Access Lines (DNALs) (Cont'd)

(2) DNAL Switched Interoffice Channel

- (a) Switched Interoffice Channel
 for use with the BSEs -
 SMDI, ISMDI, BCLID, Make
 Busy/Night Transfer, and
 Queuing (Call Waiting
 Subelements Only)

<u>Mileage Bands</u>	<u>USOC</u>	<u>ALL STATES</u> <u>Monthly Rates</u>		<u>Nonrecurring Charges</u>
		<u>Fixed</u>	<u>Per Mile</u>	
0	1L5XX	None	None	None
Over 0 to 4	1L5XX	\$ 6.49(I)	\$ 4.04(I)	\$79.85
Over 4 to 8	1L5XX	\$ 8.71(I)	\$ 4.04(I)	\$79.85
Over 8 to 25	1L5XX	\$10.91(I)	\$ 4.04(I)	\$79.85
Over 25 to 50	1L5XX	\$13.13(I)	\$ 4.04(I)	\$79.85
Over 50	1L5XX	\$15.33(I)	\$ 4.04(I)	\$79.85

- (b) Switched Interoffice
 Channel for use with
 the BSE - Queuing
 (Music After Delay
 Announcement Subelements
 Only),

- (i) 200 to 3500 Hz

<u>Mileage Bands</u>	<u>USOC</u>	<u>Fixed</u>	<u>Per Mile</u>	<u>Nonrecurring Charges</u>
0	1L5XX	None	None	None
Over 0 to 4	1L5XX	\$12.12(I)	\$ 2.65(I)	\$85.53
Over 4 to 8	1L5XX	\$14.34(I)	\$ 2.65(I)	\$85.53
Over 8 to 25	1L5XX	\$16.56(I)	\$ 2.65(I)	\$85.53
Over 25 to 50	1L5XX	\$18.78(I)	\$ 2.65(I)	\$85.53
Over 50	1L5XX	\$21.00(I)	\$ 2.65(I)	\$85.53

ISSUED: SEPTEMBER 30, 2011

EFFECTIVE: OCTOBER 1, 2011

ACCESS SERVICE

23 - Metropolitan Statistical Area Access Services (Cont'd)

23.5 Rates and Charges (Cont'd)

23.5.1 BellSouth SWA Dedicated Transport (Cont'd)

(D) Dedicated Network Access Lines (DNALs) (Cont'd)

(2) DNAL Switched Interoffice Channel (Cont'd)

(b) (Cont'd)

	USOC	ALL STATES		Nonrecurring Charges
		Monthly Rates	Per Mile	
(ii) 100 to 5000 Hz				
Mileage Bands				
0	1L5XX	None	None	None
Over 0 to 4	1L5XX	\$17.78(I)	\$ 4.66(I)	\$93.07
Over 4 to 8	1L5XX	\$22.98(I)	\$ 4.66(I)	\$93.07
Over 8 to 25	1L5XX	\$28.17(I)	\$ 4.66(I)	\$93.07
Over 25 to 50	1L5XX	\$33.39(I)	\$ 4.66(I)	\$93.07
Over 50	1L5XX	\$38.60(I)	\$ 4.66(I)	\$93.07

(iii) 50 to 8000 Hz

	USOC	Monthly Rates	Per Mile	Nonrecurring Charges
Mileage Bands				
0	1L5XX	None	None	None
Over 0 to 4	1L5XX	\$22.23(I)	\$ 6.97(I)	\$98.97
Over 4 to 8	1L5XX	\$27.68(I)	\$ 6.97(I)	\$98.97
Over 8 to 25	1L5XX	\$33.11(I)	\$ 6.97(I)	\$98.97
Over 25 to 50	1L5XX	\$38.58(I)	\$ 6.97(I)	\$98.97
Over 50	1L5XX	\$44.02(I)	\$ 6.97(I)	\$98.97

(c) Switched Interoffice Channel for use with SMDI and ISMDI, per 9.6 Kbps service

USOC	Monthly Rate	Per Mile	Nonrecurring Charge
1L5XX	\$ 8.47(I)	\$ 0.19(I)	\$62.00

(E) CCS7 Signaling Connections, CCS7 Signaling Terminations and Optional Usage Feature

	Monthly Rate	Nonrecurring Charge	USOC
(1) CCS7 Signaling Connection - per 56 kbps facility	Monthly and Nonrecurring charges are provided in Section 6.8.1.I.1		TPP++
	Monthly Rate	Nonrecurring Charge	USOC
(2) Point Code Establishment or Change		First Additional	
(a) Per Originating Point Code Established or Changed	\$ -	\$ 40.00 \$ 8.00	CCAPO
(b) Per Destination Point Code Established or Changed	\$ -	\$ 8.00 \$ 8.00	CCAPD

ISSUED: DECEMBER 11, 2015

EFFECTIVE: DECEMBER 26, 2015

ACCESS SERVICE

23 - Metropolitan Statistical Area Access Services (Cont'd)

23.5 Rates and Charges (Cont'd)

23.5.1 BellSouth SWA Dedicated Transport (Cont'd)

(F) Access Tandem Switching

	<u>Monthly Rate</u>	<u>Nonrecurring Charge</u>	<u>Originating USOC</u>	<u>Terminating USOC</u>	(C)
(1) Dedicated Tandem Trunk Port Service					
- Per dedicated DS0/VG trunk port required	Monthly rate provided in Section 6.8.1.C.2		3P03X	3PTX3	
- Per dedicated DS1 trunk port required	Monthly rate provided in Section 6.8.1.C.2		3P04X	3PT4X	(C)
	<u>Monthly Rate</u>	<u>Nonrecurring Charge</u>		<u>USOC</u>	
(2) DS1 to VG Channelization Per DS1 termination to an analog tandem switch	\$181.42	\$135.00		SATN2	

ISSUED: MARCH 20, 2013

EFFECTIVE: APRIL 4, 2013

ACCESS SERVICE

23 - Metropolitan Statistical Area Access Services (Cont'd)

23.5 Rates and Charges (Cont'd)

23.5.1 BellSouth SWA Dedicated Transport (Cont'd)

(G) BellSouth Dedicated Ring - Self-healing Multi-nodal Alternate Route Topology Ring (Cont'd)

(T)

Month-to-Month

(T)

	<u>Month to Month</u>	<u>Nonrecurring Charge</u>	<u>USOC</u>
(1) Local Channel (All capacities except OC-1)			
(a) Per Local Channel	-	\$380.00	1HSLC
(b) Per Quarter Air Mile	\$114.95	-	1HSLC
(2) Alternate Central Office (All capacities except OC-1)			
(a) Per Alternate C.O. Channel	-	\$415.00	1HSAC
(b) Per Quarter Air Mile	\$1815.00	-	1HSAC
(3) Interoffice Channel (All capacities except OC-1)			
(a) Per Channel	-	\$125.00	1HS1C
(b) Fixed, OC-3 Capacity	\$54.45	-	1HS1C
(c) Fixed, OC-3+, OC-12, OC-48 or OC-48+ Capacity	\$191.18	-	1HS1C
(d) Per Quarter Air Mile, OC-3 Capacity	\$49.61	-	1HS1C
(e) Per Quarter Air Mile, OC-3+, OC-12, OC-48 or OC-48+ Capacity	\$60.50	-	1HS1C
(f) Fixed, OC-192 or OC-192+ Capacity	\$931.70	-	1HS1C
(g) Per Quarter Air Mile, OC-192 or OC-192+ Capacity	\$60.50	-	1HS1C
(4) Internodal Channel (All capacities except OC-1)			
(a) Per Internodal Channel, Same Wire Center area, Per Quarter Air Mile	\$3630.00	\$435.00	1HSSC
(b) Per Internodal Channel, Same Office Park/Campus Environment in Contiguous Serving Wire Center Areas, Per Quarter Air Mile	\$4235.00	\$435.00	1HSCC

(This page filed under Transmittal No. 0056)

All BellSouth marks contained herein and as set forth in the trademarks and servicemarks section of this Tariff are owned by BellSouth Intellectual Property Corporation.

ISSUED: MARCH 20, 2013

EFFECTIVE: APRIL 4, 2013

ACCESS SERVICE

23 - Metropolitan Statistical Area Access Services

23.5 Rates and Charges (Cont'd)

23.5.1 BellSouth SWA Dedicated Transport (Cont'd)

(G) BellSouth Dedicated Ring - Self-healing Multi-nodal Alternate Route Topology Ring (Cont'd)

(T)

<u>Month-to-Month</u>	<u>Month to Month</u>	<u>Nonrecurring Charge</u>	<u>USOC</u>
(5) Customer Node (Per Customer Node)			
(a) OC-1 Capacity	\$871.20	\$390.00	SHSC4
(b) OC-3 Capacity	\$2395.80	\$410.00	SHSC3
(c) OC-3+ Capacity	\$3267.00	\$410.00	SHSN5
(d) OC-12 Capacity	\$3702.60	\$420.00	SHSC1
(e) OC-48 Capacity	\$6316.20	\$420.00	SHSN8
(f) OC-48+ Capacity	\$7078.50	\$420.00	SHSN9
(g) OC-192 Capacity	\$30250.00	\$540.00	SHSN6
(h) OC-192+ Capacity	\$30250.00	\$540.00	SHSC2
(6) Customer Channel Interface (Per Customer Node)			
(a) Per DS1	\$42.35	\$245.00	SHSBB
(b) Per DS3	\$205.70	\$110.00	SHSZT
(c) Per STS-1	\$266.20	\$105.00	SHS13
(d) Per OC-1	\$121.00	\$115.00	SHS1C
(e) Per OC-3			
- 2-Fiber	\$290.40	\$110.00	SHS1D
- 4 Fiber	\$574.75	\$110.00	SHS15
(f) Per OC-12			
- 2-Fiber	\$865.15	\$115.00	SHS1F
- 4 Fiber	\$1730.30	\$115.00	SHS19
(g) Per OC-48			
- 2-Fiber	\$1936.00	\$420.00	SHS1A
- 4 Fiber	\$3872.00	\$420.00	SHS1B
(h) Per OC-192			
- 2-Fiber	\$ 8250.00	\$1600.00	SHSE1
- 4 Fiber	\$16500.00	\$1600.00	SHSE2
Per DS1 within an STS-1 Asymmetrical Arrangement ¹	\$30.25	\$330.00	SHSBS
(j) Per DS3 (Asymmetrical with DS1) ¹	\$665.50	\$360.00	SHS1T
(k) Per Flex DS1 ¹	\$42.35	\$275.00	SHS1Q
(7) Central Office Node (Per Central Office Node)			
(a) OC-1 Capacity	\$653.40	\$385.00	SHSH4
(b) OC-3 Capacity	\$1524.60	\$410.00	SHSH3
(c) OC-3+ Capacity	\$2722.50	\$410.00	SHSH5

(T)

Note 1: See Page 6-126 for the application of these interfaces.

(This page filed under Transmittal No. 0056)

All AT&T and BellSouth marks contained herein and as set forth in the trademarks and service marks section of the BellSouth Tariff are owned by AT&T Intellectual Property or AT&T affiliated companies.

ISSUED: MARCH 20, 2013

EFFECTIVE: APRIL 4, 2013

ACCESS SERVICE

23 - Metropolitan Statistical Area Access Services (Cont'd)

23.5 Rates and Charges (Cont'd)

23.5.1 BellSouth SWA Dedicated Transport (Cont'd)

(G) BellSouth Dedicated Ring - Self-healing Multi-nodal Alternate Route Topology Ring (Cont'd)

(T)

Month-to-Month

(T)

	<u>Month to</u> <u>Month</u>	<u>Nonrecurring</u> <u>Charge</u>	<u>USOC</u>
(7) Central Office Node (Per Central Office Node) (Cont'd)			
(d) OC-12 Capacity	\$ 2831.40	\$420.00	SHSH1
(e) OC-48 Capacity	\$ 5880.60	\$420.00	SHSH8
(f) OC-48+ Capacity	\$ 6642.90	\$420.00	SHSH9
(g) OC-192 Capacity	\$30250.00	\$540.00	SHSH7
(h) OC-192+ Capacity	\$30250.00	\$540.00	SHSH2
OC-3 Shared Node Interconnection	\$ 1185.80	\$550.00	SHSHE
(j) OC-12 Shared Node Interconnection	\$ 2202.20	\$550.00	SHSHE
(k) OC-48 Shared Node Interconnection	\$ 4114.00	\$550.00	SHSHE
(l) OC-48+ Shared Node Interconnection	\$ 4646.40	\$550.00	SHSHE

(This page filed under Transmittal No. 0056)

All BellSouth marks contained herein and as set forth in the trademarks and servicemarks section of this Tariff are owned by BellSouth Intellectual Property Corporation.

ISSUED: MARCH 20, 2013

EFFECTIVE: APRIL 4, 2013

ACCESS SERVICE

23 - Metropolitan Statistical Area Access Services

23.5 Rates and Charges (Cont'd)

23.5.1 BellSouth SWA Dedicated Transport (Cont'd)

(G) BellSouth Dedicated Ring - Self-healing Multi-nodal Alternate Route Topology Ring (Cont'd)

(T)

Month-to-Month

(T)

	Month to Month	Nonrecurring Charge	USOC
(8) Central Office Channel Interface (Per Central Office Node)			
(a) Per DS1	\$ 42.35	\$100.00	SHSCB
(b) Per DS3	\$ 139.15	\$150.00	SHSYT
(c) Per STS-1	\$ 181.50	\$155.00	SHS02
(d) Per OC-1	\$ 121.00	\$170.00	SHSCC
(e) Per OC-3			
- 2 Fiber	\$ 290.40	\$99.00	SHSCD
- 4 Fiber	\$ 514.25	\$99.00	SHS04
(f) Per OC-12			
- 2 Fiber	\$ 774.40	\$99.00	SHSCF
- 4 Fiber	\$ 1548.80	\$99.00	SHSC9
(g) Per OC-48			
- 2 Fiber	\$ 1936.00	\$650.00	SHSCJ
- 4 Fiber	\$ 3872.00	\$650.00	SHSCK
(h) Per OC-192			
- 2 Fiber	\$ 4787.20	\$1600.00	SHSE3
- 4 Fiber	\$ 9574.40	\$1600.00	SHSE4
Per 28 DS1 Channel System			
- DS3	\$ 786.50	\$130.00	SHSW8
- STS-1	\$ 907.50	\$130.00	SHSCS
(j) Per DS1 on 28 DS1 Channel System			
- DS3	\$ 14.52	\$130.00	SHSCA
- STS-1	\$ 48.40	\$83.00	SHSCG
(k) Per DS1 within an STS-1 Asymmetrical Arrangement ¹	\$ 30.25	\$360.00	SHSCH
(l) Per DS3 (Asymmetrical with DS1) ¹	\$ 665.50	\$400.00	SHSCT
(m) Per Flex DS1 ¹	\$ 42.35	\$160.00	SHSCQ

Note 1: See Page 6-126 for the rate application of these interfaces.

(This page filed under Transmittal No. 0056)

All AT&T and BellSouth marks contained herein and as set forth in the trademarks and service marks section of the BellSouth Tariff are owned by AT&T Intellectual Property or AT&T affiliated companies.

ISSUED: MARCH 20, 2013

EFFECTIVE: APRIL 4, 2013

ACCESS SERVICE

23 - Metropolitan Statistical Area Access Services (Cont'd)

23.5 Rates and Charges (Cont'd)

23.5.1 BellSouth SWA Dedicated Transport (Cont'd)

(G) BellSouth Dedicated Ring - Self-healing Multi-nodal Alternate Route Topology Ring (Cont'd) (T)

Transport Payment Plan (T)

	<u>Per Month Rates</u>			<u>USOC</u>	
	<u>A</u>	<u>B</u>	<u>C</u>		
	<u>12-36</u> <u>Months</u>	<u>37-60</u> <u>Months</u>	<u>61-96</u> <u>Months</u>		
(9) Local Channel (All capacities except OC-1)					(T)
(a) Per Quarter Air Mile	\$91.30	\$80.30	\$74.80	1HSLC	
(10) Alternative Central Office Channel (All capacities except OC-1)					(T)
(a) Per Quarter Air Mile	\$308.00	\$192.50	\$154.00	1HSAC	
(11) Interoffice Channel (All capacities except OC-1)					(T)
(a) Fixed, OC-3 Capacity	\$39.60	\$35.20	\$29.70	1HS1C	
(b) Fixed, OC-3+, OC-12, OC-48 or OC-48+ Capacity	\$154.00	\$138.60	\$128.70	1HS1C	
(c) Fixed, OC-192 or OC-192+ Capacity	\$698.50	\$671.00	\$649.00	1HS1C	
(d) Per Quarter Air Mile, OC-3 Capacity	\$35.20	\$25.30	\$19.80	1HS1C	
(e) Per Quarter Air Mile, OC-3+, OC-12, OC-48 or OC-48+ Capacity	\$39.60	\$33.00	\$25.30	1HS1C	
(f) Per Quarter Air Mile, OC-192 or OC-192+ Capacity	\$39.60	\$33.00	\$25.30	1HS1C	
(12) Internodal Channel (All capacities except OC-1)					(T)
(a) Per Internodal Channel, Same Wire Center Area, Per Quarter Air Mile	\$759.00	\$456.50	\$379.50	1HSSC	

(This page filed under Transmittal No. 0056)

All BellSouth marks contained herein and as set forth in the trademarks and servicemarks section of this Tariff are owned by BellSouth Intellectual Property Corporation.

ISSUED: MARCH 20, 2013

EFFECTIVE: APRIL 4, 2013

ACCESS SERVICE

23 - Metropolitan Statistical Area Access Services (Cont'd)

23.5 Rates and Charges (Cont'd)

23.5.1 BellSouth SWA Dedicated Transport (Cont'd)

(G) BellSouth Dedicated Ring - Self-healing Multi-nodal Alternate Route Topology Ring (Cont'd) (T)

Transport Payment Plan (T)

	<u>Per Month Rates</u>			<u>USOC</u>	
	<u>A</u>	<u>B</u>	<u>C</u>		
	<u>12-36</u>	<u>37-60</u>	<u>61-96</u>		
	<u>Months</u>	<u>Months</u>	<u>Months</u>		
(12) Internodal Channel (All capacities except OC-1) (Cont'd)					(T)
(b) Per Internodal Channel, Same Office Park/Campus Environment in Contiguous Serving Wire Center Areas, Per Quarter Air Mile	\$858.00	\$511.50	\$429.00	1HSCC	
(13) Customer Node (Per Customer Node)					(T)
(a) OC-1 Capacity	\$396.00	\$346.50	\$297.00	SHSC4	
(b) OC-3 Capacity	\$1089.00	\$990.00	\$891.00	SHSC3	
(c) OC-3+ Capacity	\$2029.50	\$1732.50	\$1485.00	SHSN5	
(d) OC-12 Capacity	\$2178.00	\$1980.00	\$1732.50	SHSC1	
(e) OC-48 Capacity	\$4851.00	\$4455.00	\$3861.00	SHSN8	
(f) OC-48+ Capacity	\$4851.00	\$4455.00	\$3861.00	SHSN9	
(g) OC-192 Capacity	\$10312.50	\$9075.00	\$8030.00	SHSN6	
(h) OC-192+ Capacity	\$13750.00	\$12100.00	\$10725.00	SHSC2	
(14) Customer Channel Interface (Per Customer Node)					(T)
(a) Per DS1	\$37.40	\$29.70	\$23.10	SHSBB	
(b) Per DS3	\$148.50	\$143.00	\$137.50	SHSZT	
(c) Per STS-1	\$187.00	\$165.00	\$154.00	SHS13	
(d) Per OC-1	\$99.00	\$88.00	\$82.50	SHS1C	

(This page filed under Transmittal No. 0056)

All BellSouth marks contained herein and as set forth in the trademarks and servicemarks section of this Tariff are owned by BellSouth Intellectual Property Corporation.

ISSUED: MARCH 20, 2013

EFFECTIVE: APRIL 4, 2013

ACCESS SERVICE

23 - Metropolitan Statistical Area Access Services

23.5 Rates and Charges (Cont'd)

23.5.1 BellSouth SWA Dedicated Transport (Cont'd)

(G) BellSouth Dedicated Ring - Self-healing Multi-nodal Alternate Route Topology Ring (Cont'd)

<u>Transport Payment Plan</u>	<u>Per Month Rates</u>			<u>USOC</u>	
	A	B	C		
	12-36 <u>Months</u>	37-60 <u>Months</u>	61-96 <u>Months</u>		
(14) Customer Channel Interface (Per Customer Node)					(T)
(e) Per OC-3					
- 2 Fiber	\$187.00	\$165.00	\$154.00	SHS1D	
- 4 Fiber	\$374.00	\$330.00	\$308.00	SHS15	
(f) Per OC-12					
- 2 Fiber	\$532.40	\$490.60	\$448.80	SHS1F	
- 4 Fiber	\$1065.90	\$982.30	\$897.60	SHS19	
(g) Per OC-48					
- 2 Fiber	\$1457.50	\$1336.50	\$1155.00	SHS1A	
- 4 Fiber	\$2915.00	\$2673.00	\$2310.00	SHS1B	
(h) Per OC-192					
- 2 Fiber	\$4800.00	\$3300.00	\$2850.00	SHSE1	
- 4 Fiber	\$9600.00	\$6600.00	\$5700.00	SHSE2	
(i) Per DS1 within an STS-1 Asymmetrical Arrangement ¹	\$24.20	\$22.00	\$19.80	SHSBS	
(j) Per DS3 (Asymmetrical with DS1) ¹	\$495.00	\$440.00	\$385.00	SHS1T	
(k) Per Flex DS1 ¹	\$37.40	\$29.70	\$23.10	SHS1Q	
(15) Central Office Node (Per Central Office Node)					(T)
(a) OC-1 Capacity	\$396.00	\$346.50	\$297.00	SHSH4	
(b) OC-3 Capacity	\$1089.00	\$990.00	\$891.00	SHSH3	
(c) OC-3+ Capacity	\$2029.50	\$1732.50	\$1485.00	SHSH5	
(d) OC-12 Capacity	\$2178.00	\$1980.00	\$1732.50	SHSH1	
(e) OC-48 Capacity	\$4851.00	\$4455.00	\$3861.00	SHSH8	
(f) OC-48+ Capacity	\$4851.00	\$4455.00	\$3861.00	SHSH9	
(g) OC-192 Capacity	\$10312.50	\$9075.00	\$8030.00	SHSH7	
(h) OC-192+ Capacity	\$13750.00	\$12100.00	\$10725.00	SHSH2	
(i) OC-3 Shared Node Interconnection	\$759.00	\$693.00	\$627.00	SHSHE	
(j) OC-12 Shared Node Interconnection	\$1529.00	\$1386.00	\$1210.00	SHSHE	
(k) OC-48 Shared Node Interconnection	\$3168.00	\$3124.00	\$2706.00	SHSHE	
(l) OC-48+ Shared Node Interconnection	\$3168.00	\$3124.00	\$2706.00	SHSHE	

Note 1: See Page 6-126 for the application of these interfaces.

(This page filed under Transmittal No. 0056)

All AT&T and BellSouth marks contained herein and as set forth in the trademarks and service marks section of the BellSouth Tariff are owned by AT&T Intellectual Property or AT&T affiliated companies.

ISSUED: MARCH 20, 2013

EFFECTIVE: APRIL 4, 2013

ACCESS SERVICE

23 - Metropolitan Statistical Area Access Services

23.5 Rates and Charges (Cont'd)

23.5.1 BellSouth SWA Dedicated Transport (Cont'd)

(G) BellSouth Dedicated Ring - Self-healing Multi-nodal Alternate Route Topology Ring (Cont'd)

(T)

<u>Transport Payment Plan</u>	<u>Per Month Rates</u>			<u>USOC</u>
	<u>A</u> 12-36 <u>Months</u>	<u>B</u> 37-60 <u>Months</u>	<u>C</u> 61-96 <u>Months</u>	
(16) Central Office Channel Interface (Per Central Office Node)				(T)
(a) Per DS1	\$33.00	\$27.50	\$22.00	SHSCB
(b) Per DS3	\$93.50	\$88.00	\$82.50	SHSYT
(c) Per STS-1	\$115.50	\$110.00	\$99.00	SHS02
(d) Per OC-1	\$99.00	\$88.00	\$82.50	SHSCC
(e) Per OC-3				
- 2 Fiber	\$187.00	\$165.00	\$154.00	SHSCD
- 4 Fiber	\$352.00	\$308.00	\$284.00	SHS04
(f) Per OC-12				
- 2 Fiber	\$462.00	\$420.20	\$378.40	SHSCF
- 4 Fiber	\$925.10	\$841.50	\$756.80	SHSC9
(g) Per OC-48				
- 2 Fiber	\$1457.50	\$1336.50	\$1155.00	SHSCJ
- 4 Fiber	\$2915.00	\$2673.00	\$2310.00	SHSCK
(h) Per OC-192				
- 2 Fiber	\$3604.00	\$3304.00	\$2625.00	SHSE3
- 4 Fiber	\$7208.00	\$6608.00	\$5250.00	SHSE4
(i) Per 28 DS1 Channel System				
- DS3	\$605.00	\$550.00	\$495.00	SHSW8
- STS-1	\$715.00	\$660.00	\$632.50	SHSCS
(j) Per DS1 on 28 DS1 Channel System				
- DS3	\$13.20	\$9.90	\$7.70	SHSCA
- STS-1	\$38.50	\$33.00	\$27.50	SHSCG
(k) Per DS1 within an STS-1 Asymmetrical Arrangement ¹	\$24.20	\$22.00	\$19.80	SHSCH
(l) Per DS3 (Asymmetrical with DS1) ¹	\$495.00	\$440.00	\$385.00	SHSCT
(m) Per Flex DS1 ¹	\$33.00	\$27.50	\$22.00	SHSCQ

Note 1: See Page 6-126 for the application of these interfaces.

(This page filed under Transmittal No. 0056)

ISSUED: NOVEMBER 23, 2015

EFFECTIVE: DECEMBER 8, 2015

ACCESS SERVICE

23 - Metropolitan Statistical Area Access Services (Cont'd)

23.5 Rates and Charges (Cont'd)

23.5.1 BellSouth SWA Dedicated Transport (Cont'd)

(H) BellSouth Dedicated Ring - Self-healing Multi-nodal Alternate Route Topology Ring

	Nonrecurring <u>Charge</u>	<u>USOC</u>
(1) Channel Interface Reallocation		
(a) Per Node, Per Occurrence	\$225.00	SHSBC
(2) BellSouth Dedicated Ring Rearrangement		
(a) Surveillance, Per Node	\$245.00	SHSRR

(I) Reserved for Future Use

(T)

(D)

(D)

ISSUED: JUNE 16, 2011

EFFECTIVE: JULY 1, 2011

ACCESS SERVICE

23 – Metropolitan Statistical Area Access Services (Cont'd)

23.5 Rates and Charges (Cont'd)

23.5.1 BellSouth SWA Transport (Cont'd)

(J) Installation Charge

ALL STATES

Nonrecurring Charge

	<u>First</u> <u>Line or Trunk</u>	<u>Each Additional</u> <u>Line or Trunk</u>	<u>USOC</u>
Installed per line:			
	Nonrecurring charges are provided in the following Sections:		
(1) Per line		Section 6.8.1.E.1	TPP++
(2) Per Inward Only BellSouth SWA LSBSA Line for DID Service		Section 6.8.1.E.2	TPP+1
(3) Per two-way BellSouth SWA LSBSA Line for DID/DOD Service		Section 6.8.1.E.3	TPP+2
(4) Per BellSouth SWA LSBSA Line with Answer Supervision		Section 6.8.1.E.4	TPP+3
Installed per trunk:		Section 6.8.1.E	TPP++

ISSUED: JUNE 16, 2011

EFFECTIVE: JULY 1, 2011

ACCESS SERVICE

23 – Metropolitan Statistical Area Access Services (Cont'd)

23.5 Rates and Charges (Cont'd)

23.5.1 BellSouth SWA Transport (Cont'd)

K. Inside Moves*

ALL STATES

	<u>First Circuit**</u>	<u>Each Additional Circuit</u>	<u>USOC</u>
1.			
(A) Circuits Associated with BellSouth SWA or Special Access (a.k.a. BellSouth SPA) High Capacity (a.k.a. BellSouth SPA) service	Nonrecurring Charges are provided in the following Sections:		
	Section 6.8.5.A		NRBM1
(B) Interface Group 6	Section 6.8.5.B		NRBM2
(C) Interface Group 9	Section 6.8.5.C		NRBM3

L. Changes of Network Channel Interface Codes**

ALL STATES

	<u>First Circuit**</u>	<u>Each Additional Circuit</u>	<u>USOC</u>
	Nonrecurring charges are Provided in Section 6.8.6		RDG

*Charges for all other inside moves are as set forth in 6.8.8

**Applies per order

ISSUED: JUNE 16, 2011

EFFECTIVE: JULY 1, 2011

ACCESS SERVICE

23 – Metropolitan Statistical Area Access Services (Cont'd)

23.5 Rates and Charges (Cont'd)

23.5.1 BellSouth SWA Dedicated Transport (Cont'd)

M. Shared Network Arrangement

<u>ALL STATES</u>	<u>Monthly Rate</u>	<u>Nonrecurring Charge</u>	<u>USOC</u>
- Coordination Charge per arrangement	NONE	Nonrecurring charges are provided in the following Sections: Section 6.8.7	NRBSN
- Processing Charge per service order	NONE	Section 6.8.7	ORC

N. Service Rearrangements

<u>ALL STATES</u>	<u>Nonrecurring Charge</u>	<u>USOC</u>
1. (A) Change of Service, per request	Nonrecurring charges are provided in the following Sections: Section 6.8.8.A	NRBFA
(B) Line Side Service (BellSouth SWA FGA, BellSouth SWA LSBSA), - per transmission path ¹	Section 6.8.8.B	NRBFB
(C) Trunk Side Service (BellSouth SWA FGB, BellSouth SWA FGC, BellSouth SWA FGD, BellSouth SWA TSBSA), - per transmission path ¹	Section 6.8.8.C	NRBFC
(D) Common Block/Translations Related, - per end office and tandem office affected ^{1,2}	Section 6.8.8.D	NRBFD
(E) BellSouth SWA 500 Access Service dialing capability, - per NXX per end office and tandem office affected ¹	Section 6.8.8.E	NRBFG

Note 1: This charge is in addition to that set forth in 6.8.8(A).

Note 2: For translation changes to allow 950 dialing on existing BellSouth SWA FGD trunks, this charge is applied per each 950 number converted, per end office and tandem office affected.

ISSUED: JUNE 16, 2011

EFFECTIVE: JULY 1, 2011

ACCESS SERVICE

23 – Metropolitan Statistical Area Access Services (Cont'd)

23.5 Rates and Charges (Cont'd)

23.5.1 BellSouth SWA Dedicated Transport (Cont'd)

N. Service Rearrangements (Cont'd)

	<u>Nonrecurring Charge</u>	<u>USOC</u>
1. (Cont'd)		
(F) BellSouth SWA 900 Access Service dialing capability, - per NXX per end office and tandem office affected ¹	Nonrecurring charge provided in Section 6.8.8.F	NRBFE
(G) 64 CCC Option BellSouth SWA FGD or BellSouth SWA TSBSA with BellSouth SWA CCSAC	Nonrecurring Charge <u>First</u> <u>Each Additional</u>	
- per transmission path ¹	Nonrecurring charges are provided in Section 6.8.8.G	NRBFF
(H) BellSouth SWA DS1, per rearrangement	\$866.97 \$486.83	NRBD1
(I) DS3, per rearrangement	\$870.50 \$427.88	NRBD3

ISSUED: JUNE 16, 2011

EFFECTIVE: JULY 1, 2011

ACCESS SERVICE

23 – Metropolitan Statistical Area Access Services (Cont'd)

23.5 Rates and Charges (Cont'd)

23.5.1 BellSouth SWA Dedicated Transport (Cont'd)

0. Service Rearrangement (Cont'd)

1. Reconfiguration Charges

	<u>Nonrecurring Charges</u>	<u>USOC</u>
	Nonrecurring charges are provided in the following Sections:	
- Per Customer Request for Voice Grade reconfiguration	Section 6.8.8.J	PR1VM
- Per Line Side Service (BellSouth SWA FGA, BellSouth SWA LSBSA)	Section 6.8.8.J	PR1VR
- Per Trunk Side Service (BellSouth SWA FGB, BellSouth SWA FGC, BellSouth SWA FGD, BellSouth SWA TSBSA)	Section 6.8.8.J	PR1VR
- Per Customer Request for BellSouth DSI reconfiguration	\$ 52.00	PR11M
- Per BellSouth SWA DS1 circuit reconfigured	33.00	PR11R
- Per Customer Request for BellSouth DS3 reconfiguration	52.00	PR13M
- Per BellSouth SWA DS3 circuit reconfigured	37.00	PR13R

P. Transfer of Service

<u>ALL STATES</u>	<u>Nonrecurring Charge</u>	<u>USOC</u>
	Nonrecurring charges are provided in the following Sections:	
(A) Per Billing Number	Section 6.8.9.A	NRBQA
(B) Per Circuit	Section 6.8.9.B	NRBPC
(C) Line Side Service (BellSouth SWA FGA) Per Transmission Path*	Section 6.8.9.C	NRBQL
(D) Trunk Side Service (BellSouth SWA FGB, BellSouth SWA FGC, BellSouth SWA FGD) Per Transmission Path*	Section 6.8.9.D	NRBQT

(This page filed under Transmittal No. 1)

ISSUED: SEPTEMBER 30, 2011

EFFECTIVE: OCTOBER 1, 2011

ACCESS SERVICE

23 – Metropolitan Statistical Area Access Services (Cont'd)

23.5 Rates and Charges (Cont'd)

23.5.1 BellSouth SWA Dedicated Transport (Cont'd)

(Q) BellSouth SWA Managed Shared Network Service

(1) DS3 Service - Flat rate per Local Channel, per Aggregation Location.

(a) Zone 1 – All States

<u>Quantity of DS3s Per Aggregation Location</u>	<u>Month to Month/ 12 Month Rate</u>	<u>60 Month Rate</u>	<u>USOC</u>
1	\$7,154.73(I)	\$3,613.50	OHS3L
2	\$7,372.53(I)	\$3,723.50	OHS3L
3	\$7,590.33(I)	\$3,833.50	OHS3L
4	\$7,808.13(I)	\$3,943.50	OHS3L
5	\$8,897.13(I)	\$4,493.50	OHS3L
6	\$9,986.13(I)	\$5,043.50	OHS3L
7	\$11,219.12(I)	\$5,666.10	OHS3L
8	\$12,395.24(I)	\$6,260.10	OHS3L
9	\$13,516.91(I)	\$6,826.60	OHS3L
10	\$14,584.13(I)	\$7,365.60	OHS3L
11	\$15,601.74(I)	\$7,879.30	OHS3L
12	\$16,566.11(I)	\$8,366.60	OHS3L
13	\$17,482.08(I)	\$8,829.70	OHS3L
14	\$18,353.28(I)	\$9,269.70	OHS3L
15	\$19,177.29(I)	\$9,685.50	OHS3L
16	\$19,960.16(I)	\$10,080.40	OHS3L
17	\$20,698.26(I)	\$10,453.30	OHS3L
18	\$21,395.22(I)	\$10,805.30	OHS3L
19	\$22,052.25(I)	\$11,137.50	OHS3L
20	\$22,672.98(I)	\$11,451.00	OHS3L
21	\$23,259.83(I)	\$11,746.90	OHS3L
22	\$23,809.17(I)	\$12,025.20	OHS3L
23	\$24,328.26(I)	\$12,287.00	OHS3L
24	\$24,811.05(I)	\$12,531.20	OHS3L
25	\$25,272.06(I)	\$12,763.30	OHS3L
26	\$25,700.40(I)	\$12,980.00	OHS3L
27	\$26,103.33(I)	\$13,183.50	OHS3L
28	\$26,483.27(I)	\$13,374.90	OHS3L
29	\$26,835.38(I)	\$13,553.10	OHS3L
30	\$27,170.55(I)	\$13,722.50	OHS3L

ISSUED: SEPTEMBER 30, 2011

EFFECTIVE: OCTOBER 1, 2011

ACCESS SERVICE

23 – Metropolitan Statistical Area Access Services (Cont'd)

23.5 Rates and Charges (Cont'd)

23.5.1 BellSouth SWA Dedicated Transport (Cont'd)

(Q) BellSouth SWA Managed Shared Network Service (Cont'd)

(1) DS3 Service - Flat rate per Local Channel, per Aggregation Location.
(Cont'd)

(a) Zone 1 – All States (Cont'd)

<u>Quantity of DS3s Per Aggregation Location</u>	<u>Month to Month/ 12 Month Rate</u>	<u>60 Month Rate</u>	<u>USOC</u>
31	\$27,485.15(I)	\$13,880.90	OHS3L
32	\$27,779.18(I)	\$14,029.40	OHS3L
33	\$28,056.27(I)	\$14,170.20	OHS3L
34	\$28,321.26(I)	\$14,303.30	OHS3L
35	\$28,571.73(I)	\$14,429.80	OHS3L
36	\$28,806.47(I)	\$14,548.60	OHS3L
37	\$29,032.74(I)	\$14,663.00	OHS3L
38	\$29,252.96(I)	\$14,774.10	OHS3L
39	\$29,464.71(I)	\$14,880.80	OHS3L
40	\$29,667.99(I)	\$14,984.20	OHS3L
41	\$29,871.27(I)	\$15,086.50	OHS3L
42	\$30,069.71(I)	\$15,186.60	OHS3L
43	\$30,266.94(I)	\$15,286.70	OHS3L
44	\$30,466.59(I)	\$15,386.80	OHS3L
45	\$30,666.24(I)	\$15,488.00	OHS3L
46	\$30,871.94(I)	\$15,591.40	OHS3L
47	\$31,082.48(I)	\$15,698.10	OHS3L
48	\$31,300.28(I)	\$15,808.10	OHS3L
49	\$31,953.68(I)	\$16,138.10	OHS3L
50	\$32,552.63(I)	\$16,440.60	OHS3L
51	\$33,097.13(I)	\$16,715.60	OHS3L
52	\$33,587.18(I)	\$16,963.10	OHS3L
53	\$33,804.98(I)	\$17,073.10	OHS3L
54	\$34,240.58(I)	\$17,293.10	OHS3L
55	\$34,621.73(I)	\$17,485.60	OHS3L
56	\$34,948.43(I)	\$17,650.60	OHS3L
57	\$35,166.23(I)	\$17,760.60	OHS3L
58	\$35,438.48(I)	\$17,898.10	OHS3L
59	\$35,656.28(I)	\$18,008.10	OHS3L
60	\$35,874.08(I)	\$18,118.10	OHS3L

ISSUED: SEPTEMBER 30, 2011

EFFECTIVE: OCTOBER 1, 2011

ACCESS SERVICE

23 – Metropolitan Statistical Area Access Services (Cont'd)

23.5 Rates and Charges (Cont'd)

23.5.1 BellSouth SWA Dedicated Transport (Cont'd)

(Q) BellSouth SWA Managed Shared Network Service (Cont'd)

(1) DS3 Service - Flat rate per Local Channel, per Aggregation Location.
 (Cont'd)

(a) Zone 1 – All States (Cont'd)

<u>Quantity of DS3s Per Aggregation Location</u>	<u>Month to Month/ 12 Month Rate</u>	<u>60 Month Rate</u>	<u>USOC</u>
61	\$36,638.80(I)	\$18,502.00	OHS3L
62	\$37,401.10(I)	\$18,887.00	OHS3L
63	\$38,163.40(I)	\$19,272.00	OHS3L
64	\$38,925.70(I)	\$19,657.00	OHS3L
65	\$39,688.00(I)	\$20,042.00	OHS3L
66	\$40,450.30(I)	\$20,427.00	OHS3L
67	\$41,212.60(I)	\$20,812.00	OHS3L
68	\$41,974.90(I)	\$21,197.00	OHS3L
69	\$42,737.20(I)	\$21,582.00	OHS3L
70	\$43,499.50(I)	\$21,967.00	OHS3L
71	\$44,261.80(I)	\$22,352.00	OHS3L
72	\$45,024.10(I)	\$22,737.00	OHS3L
73	\$45,786.40(I)	\$23,122.00	OHS3L
74	\$46,548.70(I)	\$23,507.00	OHS3L
75	\$47,311.00(I)	\$23,892.00	OHS3L
76	\$48,073.30(I)	\$24,277.00	OHS3L
77	\$48,835.60(I)	\$24,662.00	OHS3L
78	\$49,597.90(I)	\$25,047.00	OHS3L
79	\$50,360.20(I)	\$25,432.00	OHS3L
80	\$51,122.50(I)	\$25,817.00	OHS3L
81	\$51,884.80(I)	\$26,202.00	OHS3L
82	\$52,647.10(I)	\$26,587.00	OHS3L
83	\$53,409.40(I)	\$26,972.00	OHS3L
84	\$54,171.70(I)	\$27,357.00	OHS3L
85	\$54,934.00(I)	\$27,742.00	OHS3L
86	\$55,696.30(I)	\$28,127.00	OHS3L
87	\$56,458.60(I)	\$28,512.00	OHS3L
88	\$57,220.90(I)	\$28,897.00	OHS3L
89	\$57,983.20(I)	\$29,282.00	OHS3L
90	\$58,745.50(I)	\$29,667.00	OHS3L

ISSUED: SEPTEMBER 30, 2011

EFFECTIVE: OCTOBER 1, 2011

ACCESS SERVICE

23 – Metropolitan Statistical Area Access Services (Cont'd)

23.5 Rates and Charges (Cont'd)

23.5.1 BellSouth SWA Dedicated Transport (Cont'd)

(Q) BellSouth SWA Managed Shared Network Service (Cont'd)

(1) DS3 Service - Flat rate per Local Channel, per Aggregation Location.
(Cont'd)

(a) Zone 1 – All States (Cont'd)

<u>Quantity of DS3s Per Aggregation Location</u>	<u>Month to Month/ 12 Month Rate</u>	<u>60 Month Rate</u>	<u>USOC</u>
91	\$59,507.80(I)	\$30,052.00	OHS3L
92	\$60,270.10(I)	\$30,437.00	OHS3L
93	\$61,032.40(I)	\$30,822.00	OHS3L
94	\$61,794.70(I)	\$31,207.00	OHS3L
95	\$62,557.00(I)	\$31,592.00	OHS3L
96	\$63,319.30(I)	\$31,977.00	OHS3L
97	\$64,081.60(I)	\$32,362.00	OHS3L
98	\$64,843.90(I)	\$32,747.00	OHS3L
99	\$65,606.20(I)	\$33,132.00	OHS3L
100	\$66,368.50(I)	\$33,517.00	OHS3L
101	\$67,130.80(I)	\$33,902.00	OHS3L
102	\$67,893.10(I)	\$34,287.00	OHS3L
103	\$68,655.40(I)	\$34,672.00	OHS3L
104	\$69,417.70(I)	\$35,057.00	OHS3L
105	\$70,180.00(I)	\$35,442.00	OHS3L
106	\$70,942.30(I)	\$35,827.00	OHS3L
107	\$71,704.60(I)	\$36,212.00	OHS3L
108	\$72,466.90(I)	\$36,597.00	OHS3L
109	\$73,229.20(I)	\$36,982.00	OHS3L
110	\$73,991.50(I)	\$37,367.00	OHS3L
111	\$74,753.80(I)	\$37,752.00	OHS3L
112	\$75,516.10(I)	\$38,137.00	OHS3L
113	\$76,278.40(I)	\$38,522.00	OHS3L
114	\$77,040.70(I)	\$38,907.00	OHS3L
115	\$77,803.00(I)	\$39,292.00	OHS3L
116	\$78,565.30(I)	\$39,677.00	OHS3L
117	\$79,327.60(I)	\$40,062.00	OHS3L
118	\$80,089.90(I)	\$40,447.00	OHS3L
119	\$80,852.20(I)	\$40,832.00	OHS3L
120	\$81,614.50(I)	\$41,217.00	OHS3L

ISSUED: SEPTEMBER 30, 2011

EFFECTIVE: OCTOBER 1, 2011

ACCESS SERVICE

23 – Metropolitan Statistical Area Access Services (Cont'd)

23.5 Rates and Charges (Cont'd)

23.5.1 BellSouth SWA Dedicated Transport (Cont'd)

(Q) BellSouth SWA Managed Shared Network Service (Cont'd)

(1) DS3 Service - Flat rate per Local Channel, per Aggregation Location.
 (Cont'd)

(a) Zone 1 – All States (Cont'd)

<u>Quantity of DS3s Per Aggregation Location</u>	<u>Month to Month/ 12 Month Rate</u>	<u>60 Month Rate</u>	<u>USOC</u>
121	\$82,376.80(I)	\$41,602.00	OHS3L
122	\$83,139.10(I)	\$41,987.00	OHS3L
123	\$83,903.60(I)	\$42,372.00	OHS3L
124	\$84,663.70(I)	\$42,757.00	OHS3L
125	\$85,426.00(I)	\$43,142.00	OHS3L
126	\$86,188.30(I)	\$43,527.00	OHS3L
127	\$86,950.60(I)	\$43,912.00	OHS3L
128	\$87,712.90(I)	\$44,297.00	OHS3L
129	\$88,475.20(I)	\$44,682.00	OHS3L
130	\$89,237.50(I)	\$45,067.00	OHS3L
131	\$89,999.80(I)	\$45,452.00	OHS3L
132	\$90,762.10(I)	\$45,837.00	OHS3L
133	\$91,524.40(I)	\$46,222.00	OHS3L
134	\$92,283.40(I)	\$46,607.00	OHS3L
135	\$93,049.00(I)	\$46,992.00	OHS3L
136	\$93,811.30(I)	\$47,377.00	OHS3L
137	\$94,573.60(I)	\$47,762.00	OHS3L
138	\$95,335.90(I)	\$48,147.00	OHS3L
139	\$96,098.20(I)	\$48,532.00	OHS3L
140	\$96,860.50(I)	\$48,917.00	OHS3L
141	\$97,622.80(I)	\$49,302.00	OHS3L
142	\$98,385.10(I)	\$49,687.00	OHS3L
143	\$99,147.40(I)	\$50,072.00	OHS3L
144	\$99,909.70(I)	\$50,457.00	OHS3L
145	\$100,672.00(I)	\$50,842.00	OHS3L
146	\$101,434.30(I)	\$51,227.00	OHS3L
147	\$102,196.60(I)	\$51,612.00	OHS3L
148	\$102,958.90(I)	\$51,997.00	OHS3L
149	\$103,721.20(I)	\$52,382.00	OHS3L
150	\$104,483.50(I)	\$52,767.00	OHS3L

ISSUED: SEPTEMBER 30, 2011

EFFECTIVE: OCTOBER 1, 2011

ACCESS SERVICE

23 – Metropolitan Statistical Area Access Services (Cont'd)

23.5 Rates and Charges (Cont'd)

23.5.1 BellSouth SWA Dedicated Transport (Cont'd)

(Q) BellSouth SWA Managed Shared Network Service (Cont'd)

(1) DS3 Service - Flat rate per Local Channel, per Aggregation Location.
 (Cont'd)

(a) Zone 1 – All States (Cont'd)

<u>Quantity of DS3s Per Aggregation Location</u>	<u>Month to Month/ 12 Month Rate</u>	<u>60 Month Rate</u>	<u>USOC</u>
151	\$105,245.80(I)	\$53,152.00	OHS3L
152	\$106,008.10(I)	\$53,537.00	OHS3L
153	\$106,770.40(I)	\$53,922.00	OHS3L
154	\$107,532.70(I)	\$54,307.00	OHS3L
155	\$108,295.00(I)	\$54,692.00	OHS3L
156	\$109,057.30(I)	\$55,077.00	OHS3L
157	\$109,819.60(I)	\$55,462.00	OHS3L
158	\$110,581.90(I)	\$55,847.00	OHS3L
159	\$111,344.20(I)	\$56,232.00	OHS3L
160	\$112,106.50(I)	\$56,617.00	OHS3L
161	\$112,868.80(I)	\$57,002.00	OHS3L
162	\$113,631.10(I)	\$57,387.00	OHS3L
163	\$114,393.40(I)	\$57,772.00	OHS3L
164	\$115,155.70(I)	\$58,157.00	OHS3L
165	\$115,918.00(I)	\$58,542.00	OHS3L
166	\$116,680.30(I)	\$58,927.00	OHS3L
167	\$117,442.60(I)	\$59,312.00	OHS3L
168	\$118,204.90(I)	\$59,697.00	OHS3L
169	\$118,967.20(I)	\$60,082.00	OHS3L
170	\$119,729.50(I)	\$60,467.00	OHS3L
171	\$120,491.80(I)	\$60,852.00	OHS3L
172	\$121,254.10(I)	\$61,237.00	OHS3L
173	\$122,016.40(I)	\$61,622.00	OHS3L
174	\$122,778.70(I)	\$62,007.00	OHS3L
175	\$123,541.00(I)	\$62,392.00	OHS3L
176	\$124,303.30(I)	\$62,777.00	OHS3L
177	\$125,065.60(I)	\$63,162.00	OHS3L
178	\$125,827.90(I)	\$63,547.00	OHS3L
179	\$126,590.20(I)	\$63,932.00	OHS3L
180	\$127,352.50(I)	\$64,317.00	OHS3L

ISSUED: SEPTEMBER 30, 2011

EFFECTIVE: OCTOBER 1, 2011

ACCESS SERVICE

23 – Metropolitan Statistical Area Access Services (Cont'd)

23.5 Rates and Charges (Cont'd)

23.5.1 BellSouth SWA Dedicated Transport (Cont'd)

(Q) BellSouth SWA Managed Shared Network Service (Cont'd)

(1) DS3 Service - Flat rate per Local Channel, per Aggregation Location.
(Cont'd)

(a) Zone 1 – All States (Cont'd)

<u>Quantity of DS3s Per Aggregation Location</u>	<u>Month to Month/ 12 Month Rate</u>	<u>60 Month Rate</u>	<u>USOC</u>
181	\$128,114.80(I)	\$64,702.00	OHS3L
182	\$128,877.10(I)	\$65,087.00	OHS3L
183	\$129,639.40(I)	\$65,472.00	OHS3L
184	\$130,401.70(I)	\$65,857.00	OHS3L
185	\$131,164.00(I)	\$66,242.00	OHS3L
186	\$131,926.30(I)	\$66,627.00	OHS3L
187	\$132,688.60(I)	\$67,012.00	OHS3L
188	\$133,450.90(I)	\$67,397.00	OHS3L
189	\$134,213.20(I)	\$67,782.00	OHS3L
190	\$134,975.50(I)	\$68,167.00	OHS3L
191	\$135,737.80(I)	\$68,552.00	OHS3L
192	\$136,500.10(I)	\$68,937.00	OHS3L

ISSUED: SEPTEMBER 30, 2011

EFFECTIVE: OCTOBER 1, 2011

ACCESS SERVICE

23 – Metropolitan Statistical Area Access Services (Cont'd)

23.5 Rates and Charges (Cont'd)

23.5.1 BellSouth SWA Dedicated Transport (Cont'd)

(Q) BellSouth SWA Managed Shared Network Service (Cont'd)

(1) DS3 Service - Flat rate per Local Channel, per Aggregation Location.
 (Cont'd)

(b) Zone 2 – All States

<u>Quantity of DS3s Per Aggregation Location</u>	<u>Month to Month/ 12 Month Rate</u>	<u>60 Month Rate</u>	<u>USOC</u>
1	\$8,586.16(I)	\$4,336.20	OHS3L
2	\$8,847.52(I)	\$4,468.20	OHS3L
3	\$9,108.88(I)	\$4,600.20	OHS3L
4	\$9,370.24(I)	\$4,732.20	OHS3L
5	\$10,677.04(I)	\$5,392.20	OHS3L
6	\$11,983.84(I)	\$6,052.20	OHS3L
7	\$13,462.46(I)	\$6,799.10	OHS3L
8	\$14,874.53(I)	\$7,511.90	OHS3L
9	\$16,220.05(I)	\$8,191.70	OHS3L
10	\$17,501.44(I)	\$8,838.50	OHS3L
11	\$18,722.33(I)	\$9,455.60	OHS3L
12	\$19,879.09(I)	\$10,039.70	OHS3L
13	\$20,978.98(I)	\$10,595.20	OHS3L
14	\$22,024.42(I)	\$11,123.20	OHS3L
15	\$23,012.99(I)	\$11,622.60	OHS3L
16	\$23,918.95(I)	\$12,096.70	OHS3L
17	\$24,837.67(I)	\$12,544.40	OHS3L
18	\$25,673.78(I)	\$12,966.80	OHS3L
19	\$26,459.40(I)	\$13,365.00	OHS3L
20	\$27,208.06(I)	\$13,741.20	OHS3L
21	\$27,912.28(I)	\$14,096.50	OHS3L
22	\$28,570.52(I)	\$14,429.80	OHS3L
23	\$29,193.67(I)	\$14,744.40	OHS3L
24	\$29,773.26(I)	\$15,037.00	OHS3L
25	\$30,326.23(I)	\$15,316.40	OHS3L
26	\$30,840.48(I)	\$15,576.00	OHS3L
27	\$31,324.48(I)	\$15,820.20	OHS3L
28	\$31,779.44(I)	\$16,050.10	OHS3L
29	\$32,202.94(I)	\$16,263.50	OHS3L
30	\$32,604.66(I)	\$16,467.00	OHS3L

ISSUED: SEPTEMBER 30, 2011

EFFECTIVE: OCTOBER 1, 2011

ACCESS SERVICE

23 – Metropolitan Statistical Area Access Services (Cont'd)

23.5 Rates and Charges (Cont'd)

23.5.1 BellSouth SWA Dedicated Transport (Cont'd)

(Q) BellSouth SWA Managed Shared Network Service (Cont'd)

(1) DS3 Service - Flat rate per Local Channel, per Aggregation Location.
 (Cont'd)

(b) Zone 2 – All States (Cont'd)

<u>Quantity of DS3s Per Aggregation Location</u>	<u>Month to Month/ 12 Month Rate</u>	<u>60 Month Rate</u>	<u>USOC</u>
31	\$32,982.18(I)	\$16,657.30	OHS3L
32	\$33,335.50(I)	\$16,835.50	OHS3L
33	\$33,667.04(I)	\$17,003.80	OHS3L
34	\$33,985.27(I)	\$17,164.40	OHS3L
35	\$34,322.86(I)	\$17,316.20	OHS3L
36	\$34,567.28(I)	\$17,458.10	OHS3L
37	\$34,839.53(I)	\$17,595.60	OHS3L
38	\$35,103.31(I)	\$17,728.70	OHS3L
39	\$35,357.41(I)	\$17,857.40	OHS3L
40	\$35,601.83(I)	\$17,980.60	OHS3L
41	\$35,845.04(I)	\$18,103.80	OHS3L
42	\$36,083.41(I)	\$18,223.70	OHS3L
43	\$36,320.57(I)	\$18,343.60	OHS3L
44	\$36,560.15(I)	\$18,464.60	OHS3L
45	\$36,799.73(I)	\$18,585.60	OHS3L
46	\$37,046.57(I)	\$18,709.90	OHS3L
47	\$37,299.46(I)	\$18,837.50	OHS3L
48	\$37,560.82(I)	\$18,969.50	OHS3L
49	\$38,344.90(I)	\$19,365.50	OHS3L
50	\$39,063.64(I)	\$19,728.50	OHS3L
51	\$39,717.04(I)	\$20,058.50	OHS3L
52	\$40,305.10(I)	\$20,355.50	OHS3L
53	\$40,466.36(I)	\$20,487.50	OHS3L
54	\$41,089.18(I)	\$20,751.50	OHS3L
55	\$41,546.56(I)	\$20,982.50	OHS3L
56	\$41,938.60(I)	\$21,180.50	OHS3L
57	\$42,199.96(I)	\$21,312.50	OHS3L
58	\$42,526.66(I)	\$21,477.50	OHS3L
59	\$42,788.02(I)	\$21,609.50	OHS3L
60	\$43,049.38(I)	\$21,741.50	OHS3L

ISSUED: SEPTEMBER 30, 2011

EFFECTIVE: OCTOBER 1, 2011

ACCESS SERVICE

23 – Metropolitan Statistical Area Access Services (Cont'd)

23.5 Rates and Charges (Cont'd)

23.5.1 BellSouth SWA Dedicated Transport (Cont'd)

(Q) BellSouth SWA Managed Shared Network Service (Cont'd)

(1) DS3 Service - Flat rate per Local Channel, per Aggregation Location.
 (Cont'd)

(b) Zone 2 – All States (Cont'd)

<u>Quantity of DS3s Per Aggregation Location</u>	<u>Month to Month/ 12 Month Rate</u>	<u>60 Month Rate</u>	<u>USOC</u>
61	\$43,965.35(I)	\$22,203.50	OHS3L
62	\$44,878.90(I)	\$22,665.30	OHS3L
63	\$45,792.45(I)	\$23,127.50	OHS3L
64	\$46,706.00(I)	\$23,589.50	OHS3L
65	\$47,619.55(I)	\$24,051.50	OHS3L
66	\$48,533.10(I)	\$24,513.50	OHS3L
67	\$49,446.65(I)	\$24,975.50	OHS3L
68	\$50,360.20(I)	\$25,437.50	OHS3L
69	\$51,273.75(I)	\$25,899.50	OHS3L
70	\$52,187.30(I)	\$26,361.50	OHS3L
71	\$53,100.85(I)	\$26,823.50	OHS3L
72	\$54,014.40(I)	\$27,285.50	OHS3L
73	\$54,927.95(I)	\$27,747.50	OHS3L
74	\$55,841.50(I)	\$28,209.50	OHS3L
75	\$56,755.05(I)	\$28,671.50	OHS3L
76	\$57,668.60(I)	\$29,133.50	OHS3L
77	\$58,582.15(I)	\$29,595.50	OHS3L
78	\$59,495.70(I)	\$30,057.50	OHS3L
79	\$60,409.25(I)	\$30,519.50	OHS3L
80	\$61,025.80(I)	\$30,981.50	OHS3L
81	\$62,236.35(I)	\$31,443.50	OHS3L
82	\$63,149.90(I)	\$31,905.50	OHS3L
83	\$64,063.45(I)	\$32,367.50	OHS3L
84	\$64,977.00(I)	\$32,829.50	OHS3L
85	\$65,890.55(I)	\$33,291.50	OHS3L
86	\$66,804.10(I)	\$33,753.50	OHS3L
87	\$67,717.65(I)	\$34,215.50	OHS3L
88	\$68,631.20(I)	\$34,677.50	OHS3L
89	\$69,544.75(I)	\$35,139.50	OHS3L
90	\$70,458.30(I)	\$35,601.50	OHS3L

ISSUED: SEPTEMBER 30, 2011

EFFECTIVE: OCTOBER 1, 2011

ACCESS SERVICE

23 – Metropolitan Statistical Area Access Services (Cont'd)

23.5 Rates and Charges (Cont'd)

23.5.1 BellSouth SWA Dedicated Transport (Cont'd)

(Q) BellSouth SWA Managed Shared Network Service (Cont'd)

(1) DS3 Service - Flat rate per Local Channel, per Aggregation Location
 (Cont'd)

(b) Zone 2 – All States (Cont'd)

<u>Quantity of DS3s Per Aggregation Location</u>	<u>Month to Month/ 12 Month Rate</u>	<u>60 Month Rate</u>	<u>USOC</u>
91	\$71,371.85(I)	\$36,063.50	OHS3L
92	\$72,285.40(I)	\$36,525.50	OHS3L
93	\$73,198.95(I)	\$36,987.50	OHS3L
94	\$74,112.50(I)	\$37,449.50	OHS3L
95	\$75,026.05(I)	\$37,911.50	OHS3L
96	\$75,939.60(I)	\$38,373.50	OHS3L
97	\$76,853.15(I)	\$38,835.50	OHS3L
98	\$77,766.70(I)	\$39,297.50	OHS3L
99	\$78,680.25(I)	\$39,759.50	OHS3L
100	\$79,593.80(I)	\$40,221.50	OHS3L
101	\$80,507.35(I)	\$40,683.50	OHS3L
102	\$81,420.90(I)	\$41,145.50	OHS3L
103	\$82,334.45(I)	\$41,607.50	OHS3L
104	\$83,248.00(I)	\$42,069.50	OHS3L
105	\$84,161.55(I)	\$42,531.50	OHS3L
106	\$85,075.10(I)	\$42,993.50	OHS3L
107	\$85,988.65(I)	\$43,455.50	OHS3L
108	\$86,902.20(I)	\$43,917.50	OHS3L
109	\$87,815.75(I)	\$44,379.50	OHS3L
110	\$88,729.30(I)	\$44,841.50	OHS3L
111	\$89,642.85(I)	\$45,303.50	OHS3L
112	\$90,556.40(I)	\$45,765.50	OHS3L
113	\$91,469.95(I)	\$46,227.50	OHS3L
114	\$92,383.50(I)	\$46,689.50	OHS3L
115	\$93,297.05(I)	\$47,151.50	OHS3L
116	\$94,210.60(I)	\$47,613.50	OHS3L
117	\$95,124.15(I)	\$48,075.50	OHS3L
118	\$96,037.70(I)	\$48,537.50	OHS3L
119	\$96,951.25(I)	\$48,999.50	OHS3L
120	\$97,864.80(I)	\$49,461.50	OHS3L

ISSUED: SEPTEMBER 30, 2011

EFFECTIVE: OCTOBER 1, 2011

ACCESS SERVICE

23 – Metropolitan Statistical Area Access Services (Cont'd)

23.5 Rates and Charges (Cont'd)

23.5.1 BellSouth SWA Dedicated Transport (Cont'd)

(Q) BellSouth SWA Managed Shared Network Service (Cont'd)

(1) DS3 Service - Flat rate per Local Channel, per Aggregation Location.
(Cont'd)

(b) Zone 2 – All States (Cont'd)

<u>Quantity of DS3s Per Aggregation Location</u>	<u>Month to Month/ 12 Month Rate</u>	<u>60 Month Rate</u>	<u>USOC</u>
121	\$98,778.35(I)	\$49,923.50	OHS3L
122	\$99,691.90(I)	\$50,385.50	OHS3L
123	\$100,605.45(I)	\$50,847.50	OHS3L
124	\$101,519.00(I)	\$51,309.50	OHS3L
125	\$102,432.55(I)	\$51,771.50	OHS3L
126	\$103,346.10(I)	\$52,233.50	OHS3L
127	\$104,259.65(I)	\$52,695.50	OHS3L
128	\$105,173.20(I)	\$53,157.50	OHS3L
129	\$106,086.75(I)	\$53,619.50	OHS3L
130	\$107,000.30(I)	\$54,081.50	OHS3L
131	\$107,913.85(I)	\$54,543.50	OHS3L
132	\$108,827.40(I)	\$55,005.50	OHS3L
133	\$109,740.95(I)	\$55,467.50	OHS3L
134	\$110,654.50(I)	\$55,929.50	OHS3L
135	\$111,568.05(I)	\$56,391.50	OHS3L
136	\$112,481.60(I)	\$56,853.50	OHS3L
137	\$113,395.15(I)	\$57,315.50	OHS3L
138	\$114,308.70(I)	\$57,777.50	OHS3L
139	\$115,222.25(I)	\$58,239.50	OHS3L
140	\$116,135.80(I)	\$58,701.50	OHS3L
141	\$117,049.35(I)	\$59,163.50	OHS3L
142	\$117,962.90(I)	\$59,625.50	OHS3L
143	\$118,876.45(I)	\$60,087.50	OHS3L
144	\$120,890.00(I)	\$60,549.50	OHS3L
145	\$120,806.40(I)	\$61,017.00	OHS3L
146	\$121,726.00(I)	\$61,479.00	OHS3L
147	\$122,645.60(I)	\$61,941.00	OHS3L
148	\$123,553.10(I)	\$62,403.00	OHS3L
149	\$124,472.70(I)	\$62,865.00	OHS3L
150	\$125,380.20(I)	\$63,327.00	OHS3L

ISSUED: SEPTEMBER 30, 2011

EFFECTIVE: OCTOBER 1, 2011

ACCESS SERVICE

23 – Metropolitan Statistical Area Access Services (Cont'd)

23.5 Rates and Charges (Cont'd)

23.5.1 BellSouth SWA Dedicated Transport (Cont'd)

(Q) BellSouth SWA Managed Shared Network Service (Cont'd)

(1) DS3 Service - Flat rate per Local Channel, per Aggregation Location.
 (Cont'd)

(b) Zone 2 – All States (Cont'd)

<u>Quantity of DS3s Per Aggregation Location</u>	<u>Month to Month/ 12 Month Rate</u>	<u>60 Month Rate</u>	<u>USOC</u>
151	\$126,299.80(I)	\$63,789.00	OHS3L
152	\$127,219.40(I)	\$64,251.00	OHS3L
153	\$128,126.90(I)	\$64,713.00	OHS3L
154	\$129,046.50(I)	\$65,175.00	OHS3L
155	\$129,954.00(I)	\$65,637.00	OHS3L
156	\$130,873.60(I)	\$66,099.00	OHS3L
157	\$131,793.20(I)	\$66,561.00	OHS3L
158	\$132,700.70(I)	\$67,023.00	OHS3L
159	\$133,620.30(I)	\$67,485.00	OHS3L
160	\$134,527.80(I)	\$67,947.00	OHS3L
161	\$135,447.40(I)	\$68,409.00	OHS3L
162	\$136,367.00(I)	\$68,871.00	OHS3L
163	\$137,274.50(I)	\$69,333.00	OHS3L
164	\$138,194.10(I)	\$69,795.00	OHS3L
165	\$139,101.60(I)	\$70,257.00	OHS3L
166	\$140,021.20(I)	\$70,719.00	OHS3L
167	\$140,940.80(I)	\$71,181.00	OHS3L
168	\$141,848.30(I)	\$71,643.00	OHS3L
169	\$142,767.90(I)	\$72,105.00	OHS3L
170	\$143,675.40(I)	\$72,567.00	OHS3L
171	\$144,595.00(I)	\$73,029.00	OHS3L
172	\$145,514.60(I)	\$73,491.00	OHS3L
173	\$146,422.10(I)	\$73,953.00	OHS3L
174	\$147,341.70(I)	\$74,415.00	OHS3L
175	\$148,249.20(I)	\$74,877.00	OHS3L
176	\$149,168.80(I)	\$75,339.00	OHS3L
177	\$150,088.40(I)	\$75,801.00	OHS3L
178	\$150,995.90(I)	\$76,263.00	OHS3L
179	\$151,915.50(I)	\$76,725.00	OHS3L
180	\$152,823.00(I)	\$77,187.00	OHS3L

ISSUED: SEPTEMBER 30, 2011

EFFECTIVE: OCTOBER 1, 2011

ACCESS SERVICE

23 – Metropolitan Statistical Area Access Services (Cont'd)

23.5 Rates and Charges (Cont'd)

23.5.1 BellSouth SWA Dedicated Transport (Cont'd)

(Q) BellSouth SWA Managed Shared Network Service (Cont'd)

(1) DS3 Service - Flat rate per Local Channel, per Aggregation Location.
(Cont'd)

(b) Zone 2 – All States (Cont'd)

<u>Quantity of DS3s Per Aggregation Location</u>	<u>Month to Month/ 12 Month Rate</u>	<u>60 Month Rate</u>	<u>USOC</u>
181	\$153,742.60(I)	\$77,649.00	OHS3L
182	\$154,662.20(I)	\$78,111.00	OHS3L
183	\$155,569.70(I)	\$78,573.00	OHS3L
184	\$156,489.30(I)	\$79,035.00	OHS3L
185	\$157,396.80(I)	\$79,497.00	OHS3L
186	\$158,316.40(I)	\$79,959.00	OHS3L
187	\$159,236.00(I)	\$80,421.00	OHS3L
188	\$160,143.50(I)	\$80,883.00	OHS3L
189	\$161,063.10(I)	\$81,345.00	OHS3L
190	\$161,970.60(I)	\$81,807.00	OHS3L
191	\$162,890.20(I)	\$82,269.00	OHS3L
192	\$163,809.80(I)	\$82,731.00	OHS3L

ISSUED: SEPTEMBER 30, 2011

EFFECTIVE: OCTOBER 1, 2011

ACCESS SERVICE

23 – Metropolitan Statistical Area Access Services (Cont'd)

23.5 Rates and Charges (Cont'd)

23.5.1 BellSouth SWA Dedicated Transport (Cont'd)

(Q) BellSouth SWA Managed Shared Network Service (Cont'd)

(1) DS3 Service - Flat rate per Local Channel, per Aggregation Location
 (Cont'd)

(c) Zone 3 – All States

<u>Quantity of DS3s Per Aggregation Location</u>	<u>Month to Month/ 12 Month Rate</u>	<u>60 Month Rate</u>	<u>USOC</u>
1	\$10,303.15(I)	\$5,203.00	OHS3L
2	\$10,616.54(I)	\$5,361.40	OHS3L
3	\$10,931.14(I)	\$5,519.80	OHS3L
4	\$11,244.53(I)	\$5,678.20	OHS3L
5	\$12,812.69(I)	\$6,470.20	OHS3L
6	\$14,380.85(I)	\$7,262.20	OHS3L
7	\$16,154.71(I)	\$8,158.70	OHS3L
8	\$17,849.92(I)	\$9,014.50	OHS3L
9	\$19,464.06(I)	\$9,829.60	OHS3L
10	\$21,001.97(I)	\$10,606.20	OHS3L
11	\$22,467.28(I)	\$11,346.50	OHS3L
12	\$23,855.15(I)	\$12,047.20	OHS3L
13	\$25,175.26(I)	\$12,713.80	OHS3L
14	\$26,428.82(I)	\$13,347.40	OHS3L
15	\$27,615.83(I)	\$13,946.90	OHS3L
16	\$28,742.34(I)	\$14,515.60	OHS3L
17	\$29,804.72(I)	\$15,053.50	OHS3L
18	\$30,809.02(I)	\$15,560.60	OHS3L
19	\$31,755.24(I)	\$16,038.00	OHS3L
20	\$32,649.43(I)	\$16,489.00	OHS3L
21	\$33,495.22(I)	\$16,915.80	OHS3L
22	\$34,284.14(I)	\$17,316.20	OHS3L
23	\$35,031.92(I)	\$17,693.50	OHS3L
24	\$35,726.57(I)	\$18,044.40	OHS3L
25	\$36,391.96(I)	\$18,379.90	OHS3L
26	\$37,009.06(I)	\$18,691.20	OHS3L
27	\$37,589.86(I)	\$18,983.80	OHS3L
28	\$38,135.57(I)	\$19,259.90	OHS3L
29	\$38,643.77(I)	\$19,516.20	OHS3L
30	\$39,125.35(I)	\$19,760.40	OHS3L

ISSUED: SEPTEMBER 30, 2011

EFFECTIVE: OCTOBER 1, 2011

ACCESS SERVICE

23 – Metropolitan Statistical Area Access Services (Cont'd)

23.5 Rates and Charges (Cont'd)

23.5.1 BellSouth SWA Dedicated Transport (Cont'd)

(Q) BellSouth SWA Managed Shared Network Service (Cont'd)

(1) DS3 Service - Flat rate per Local Channel, per Aggregation Location.
 (Cont'd)

(c) Zone 3 – All States (Cont'd)

<u>Quantity of DS3s Per Aggregation Location</u>	<u>Month to Month/ 12 Month Rate</u>	<u>60 Month Rate</u>	<u>USOC</u>
31	\$39,579.10(I)	\$19,989.20	OHS3L
32	\$40,002.60(I)	\$20,202.60	OHS3L
33	\$40,400.69(I)	\$20,405.00	OHS3L
34	\$40,781.84(I)	\$20,597.50	OHS3L
35	\$41,143.63(I)	\$20,779.00	OHS3L
36	\$41,481.22(I)	\$20,949.50	OHS3L
37	\$41,807.92(I)	\$21,114.50	OHS3L
38	\$42,123.73(I)	\$21,274.00	OHS3L
39	\$42,428.65(I)	\$21,429.10	OHS3L
40	\$42,722.68(I)	\$21,576.50	OHS3L
41	\$43,014.29(I)	\$21,725.00	OHS3L
42	\$43,299.85(I)	\$21,868.00	OHS3L
43	\$43,584.20(I)	\$22,012.10	OHS3L
44	\$43,872.18(I)	\$22,157.30	OHS3L
45	\$44,160.16(I)	\$22,302.50	OHS3L
46	\$44,455.40(I)	\$22,452.10	OHS3L
47	\$44,759.11(I)	\$22,605.00	OHS3L
48	\$45,072.50(I)	\$22,763.40	OHS3L
49	\$46,013.88(I)	\$23,238.60	OHS3L
50	\$46,876.61(I)	\$23,674.20	OHS3L
51	\$47,660.69(I)	\$24,070.20	OHS3L
52	\$48,366.12(I)	\$24,426.60	OHS3L
53	\$48,679.51(I)	\$24,585.00	OHS3L
54	\$49,307.50(I)	\$24,901.80	OHS3L
55	\$49,855.63(I)	\$25,179.00	OHS3L
56	\$50,326.32(I)	\$25,416.60	OHS3L
57	\$50,639.71(I)	\$25,575.00	OHS3L
58	\$51,031.75(I)	\$25,773.00	OHS3L
59	\$51,345.14(I)	\$25,931.40	OHS3L
60	\$51,659.74(I)	\$26,089.80	OHS3L

ISSUED: SEPTEMBER 30, 2011

EFFECTIVE: OCTOBER 1, 2011

ACCESS SERVICE

23 – Metropolitan Statistical Area Access Services (Cont'd)

23.5 Rates and Charges (Cont'd)

23.5.1 BellSouth SWA Dedicated Transport (Cont'd)

(Q) BellSouth SWA Managed Shared Network Service (Cont'd)

(1) DS3 Service - Flat rate per Local Channel, per Aggregation Location.
 (Cont'd)

(c) Zone 3 – All States (Cont'd)

<u>Quantity of DS3s Per Aggregation Location</u>	<u>Month to Month/ 12 Month Rate</u>	<u>60 Month Rate</u>	<u>USOC</u>
61	\$52,762.05(I)	\$26,647.50	OHS3L
62	\$53,863.15(I)	\$27,203.00	OHS3L
63	\$54,964.25(I)	\$27,758.50	OHS3L
64	\$56,065.35(I)	\$28,314.00	OHS3L
65	\$57,166.45(I)	\$28,869.50	OHS3L
66	\$58,267.55(I)	\$29,425.00	OHS3L
67	\$59,368.65(I)	\$29,980.50	OHS3L
68	\$60,469.75(I)	\$30,536.00	OHS3L
69	\$61,570.85(I)	\$31,091.50	OHS3L
70	\$62,671.95(I)	\$31,647.00	OHS3L
71	\$63,773.05(I)	\$32,202.50	OHS3L
72	\$64,874.26(I)	\$32,758.00	OHS3L
73	\$65,975.25(I)	\$33,313.50	OHS3L
74	\$67,076.35(I)	\$33,869.00	OHS3L
75	\$67,977.25(I)	\$34,424.50	OHS3L
76	\$69,278.55(I)	\$34,980.00	OHS3L
77	\$70,379.65(I)	\$35,535.50	OHS3L
78	\$71,480.75(I)	\$36,091.00	OHS3L
79	\$72,581.85(I)	\$36,646.50	OHS3L
80	\$73,682.95(I)	\$37,202.00	OHS3L
81	\$74,784.05(I)	\$37,757.50	OHS3L
82	\$75,885.15(I)	\$38,313.00	OHS3L
83	\$76,986.25(I)	\$38,868.50	OHS3L
84	\$78,087.35(I)	\$39,424.00	OHS3L
85	\$79,188.45(I)	\$39,979.50	OHS3L
86	\$80,289.55(I)	\$40,535.00	OHS3L
87	\$81,390.65(I)	\$41,090.50	OHS3L
88	\$82,491.75(I)	\$41,646.00	OHS3L
89	\$83,592.85(I)	\$42,201.50	OHS3L
90	\$84,693.95(I)	\$42,757.00	OHS3L

ISSUED: SEPTEMBER 30, 2011

EFFECTIVE: OCTOBER 1, 2011

ACCESS SERVICE

23 – Metropolitan Statistical Area Access Services (Cont'd)

23.5 Rates and Charges (Cont'd)

23.5.1 BellSouth SWA Dedicated Transport (Cont'd)

(Q) BellSouth SWA Managed Shared Network Service (Cont'd)

(1) DS3 Service - Flat rate per Local Channel, per Aggregation Location.
 (Cont'd)

(c) Zone 3 – All States (Cont'd)

<u>Quantity of DS3s Per Aggregation Location</u>	<u>Month to Month/ 12 Month Rate</u>	<u>60 Month Rate</u>	<u>USOC</u>
91	\$85,795.05(I)	\$43,312.50	OHS3L
92	\$86,896.15(I)	\$43,868.00	OHS3L
93	\$87,997.25(I)	\$44,423.50	OHS3L
94	\$89,098.35(I)	\$44,979.00	OHS3L
95	\$90,199.45(I)	\$45,534.50	OHS3L
96	\$91,300.55(I)	\$46,090.00	OHS3L
97	\$92,401.65(I)	\$46,645.50	OHS3L
98	\$93,502.75(I)	\$47,201.00	OHS3L
99	\$94,603.85(I)	\$47,756.50	OHS3L
100	\$95,704.95(I)	\$48,312.00	OHS3L
101	\$96,806.05(I)	\$48,867.50	OHS3L
102	\$97,907.15(I)	\$49,423.00	OHS3L
103	\$99,008.25(I)	\$49,978.50	OHS3L
104	\$100,109.35(I)	\$50,534.00	OHS3L
105	\$101,210.45(I)	\$51,089.50	OHS3L
106	\$102,311.55(I)	\$51,645.00	OHS3L
107	\$103,412.65(I)	\$52,200.50	OHS3L
108	\$104,513.75(I)	\$52,756.00	OHS3L
109	\$105,614.85(I)	\$53,311.50	OHS3L
110	\$106,715.95(I)	\$53,867.00	OHS3L
111	\$107,817.05(I)	\$54,422.50	OHS3L
112	\$108,918.15(I)	\$54,978.00	OHS3L
113	\$110,019.25(I)	\$55,533.50	OHS3L
114	\$111,120.35(I)	\$56,089.00	OHS3L
115	\$112,221.45(I)	\$56,644.50	OHS3L
116	\$113,322.55(I)	\$57,200.00	OHS3L
117	\$114,423.65(I)	\$57,755.50	OHS3L
118	\$115,524.75(I)	\$58,311.00	OHS3L
119	\$116,625.85(I)	\$58,866.50	OHS3L
120	\$117,726.95(I)	\$59,422.00	OHS3L

ISSUED: SEPTEMBER 30, 2011

EFFECTIVE: OCTOBER 1, 2011

ACCESS SERVICE

23 – Metropolitan Statistical Area Access Services (Cont'd)

23.5 Rates and Charges (Cont'd)

23.5.1 BellSouth SWA Dedicated Transport (Cont'd)

(Q) BellSouth SWA Managed Shared Network Service (Cont'd)

(1) DS3 Service - Flat rate per Local Channel, per Aggregation Location.
 (Cont'd)

(c) Zone 3 – All States (Cont'd)

<u>Quantity of DS3s Per Aggregation Location</u>	<u>Month to Month/ 12 Month Rate</u>	<u>60 Month Rate</u>	<u>USOC</u>
121	\$118,828.05(I)	\$59,977.50	OHS3L
122	\$119,929.15(I)	\$60,533.00	OHS3L
123	\$121,030.25(I)	\$61,088.50	OHS3L
124	\$122,131.35(I)	\$61,644.00	OHS3L
125	\$123,232.45(I)	\$62,199.50	OHS3L
126	\$124,333.55(I)	\$62,755.00	OHS3L
127	\$125,434.65(I)	\$63,310.50	OHS3L
128	\$126,535.75(I)	\$63,866.00	OHS3L
129	\$127,636.85(I)	\$64,421.50	OHS3L
130	\$128,737.95(I)	\$64,977.00	OHS3L
131	\$129,839.05(I)	\$65,532.50	OHS3L
132	\$130,940.15(I)	\$66,088.00	OHS3L
133	\$132,041.25(I)	\$66,643.50	OHS3L
134	\$133,142.35(I)	\$67,199.00	OHS3L
135	\$134,243.45(I)	\$67,754.50	OHS3L
136	\$135,344.55(I)	\$68,310.00	OHS3L
137	\$136,445.65(I)	\$68,865.50	OHS3L
138	\$137,546.75(I)	\$69,421.00	OHS3L
139	\$138,647.85(I)	\$69,976.50	OHS3L
140	\$139,748.95(I)	\$70,532.00	OHS3L
141	\$140,850.05(I)	\$71,087.50	OHS3L
142	\$141,951.15(I)	\$71,643.00	OHS3L
143	\$143,052.25(I)	\$72,198.50	OHS3L
144	\$144,153.35(I)	\$72,754.00	OHS3L
145	\$144,970.10(I)	\$73,216.00	OHS3L
146	\$146,071.20(I)	\$73,777.00	OHS3L
147	\$147,172.30(I)	\$74,327.00	OHS3L
148	\$148,261.30(I)	\$74,888.00	OHS3L
149	\$149,362.40(I)	\$75,438.00	OHS3L
150	\$150,451.40(I)	\$75,988.00	OHS3L

ISSUED: SEPTEMBER 30, 2011

EFFECTIVE: OCTOBER 1, 2011

ACCESS SERVICE

23 – Metropolitan Statistical Area Access Services (Cont'd)

23.5 Rates and Charges (Cont'd)

23.5.1 BellSouth SWA Dedicated Transport (Cont'd)

(Q) BellSouth SWA Managed Shared Network Service (Cont'd)

(1) DS3 Service - Flat rate per Local Channel, per Aggregation Location.
 (Cont'd)

(c) Zone 3 – All States (Cont'd)

<u>Quantity of DS3s Per Aggregation Location</u>	<u>Month to Month/ 12 Month Rate</u>	<u>60 Month Rate</u>	<u>USOC</u>
151	\$151,564.60(I)	\$76,549.00	OHS3L
152	\$152,665.70(I)	\$77,099.00	OHS3L
153	\$153,754.70(I)	\$77,660.00	OHS3L
154	\$154,855.80(I)	\$78,210.00	OHS3L
155	\$155,944.80(I)	\$78,760.00	OHS3L
156	\$157,045.90(I)	\$79,321.00	OHS3L
157	\$158,147.00(I)	\$79,871.00	OHS3L
158	\$159,236.00(I)	\$80,432.00	OHS3L
159	\$160,349.20(I)	\$80,982.00	OHS3L
160	\$161,438.20(I)	\$81,532.00	OHS3L
161	\$162,539.30(I)	\$82,093.00	OHS3L
162	\$163,640.40(I)	\$82,643.00	OHS3L
163	\$164,729.40(I)	\$83,204.00	OHS3L
164	\$165,830.50(I)	\$83,754.00	OHS3L
165	\$166,919.50(I)	\$84,304.00	OHS3L
166	\$168,020.60(I)	\$84,865.00	OHS3L
167	\$169,133.80(I)	\$85,415.00	OHS3L
168	\$170,222.80(I)	\$85,976.00	OHS3L
169	\$171,323.90(I)	\$86,526.00	OHS3L
170	\$172,412.90(I)	\$87,076.00	OHS3L
171	\$173,514.00(I)	\$87,637.00	OHS3L
172	\$174,615.10(I)	\$88,187.00	OHS3L
173	\$175,704.10(I)	\$88,748.00	OHS3L
174	\$176,805.20(I)	\$89,298.00	OHS3L
175	\$177,894.20(I)	\$89,848.00	OHS3L
176	\$179,007.40(I)	\$90,409.00	OHS3L
177	\$180,108.50(I)	\$90,959.00	OHS3L
178	\$181,197.50(I)	\$91,520.00	OHS3L
179	\$182,298.60(I)	\$92,070.00	OHS3L
180	\$183,387.60(I)	\$92,620.00	OHS3L

ISSUED: SEPTEMBER 30, 2011

EFFECTIVE: OCTOBER 1, 2011

ACCESS SERVICE

23 – Metropolitan Statistical Area Access Services (Cont'd)

23.5 Rates and Charges (Cont'd)

23.5.1 BellSouth SWA Dedicated Transport (Cont'd)

(Q) BellSouth SWA Managed Shared Network Service (Cont'd)

(1) DS3 Service - Flat rate per Local Channel, per Aggregation Location.
(Cont'd)

(c) Zone 3 – All States (Cont'd)

<u>Quantity of DS3s Per Aggregation Location</u>	<u>Month to Month/ 12 Month Rate</u>	<u>60 Month Rate</u>	<u>USOC</u>
181	\$184,488.70(I)	\$93,181.00	OHS3L
182	\$185,589.80(I)	\$93,731.00	OHS3L
183	\$186,678.80(I)	\$94,292.00	OHS3L
184	\$187,792.00(I)	\$94,842.00	OHS3L
185	\$188,881.00(I)	\$95,392.00	OHS3L
186	\$189,982.10(I)	\$95,953.00	OHS3L
187	\$191,083.20(I)	\$96,503.00	OHS3L
188	\$192,172.20(I)	\$97,064.00	OHS3L
189	\$193,273.30(I)	\$97,614.00	OHS3L
190	\$194,362.30(I)	\$98,164.00	OHS3L
191	\$195,463.40(I)	\$98,725.00	OHS3L
192	\$196,576.60(I)	\$99,275.00	OHS3L

ISSUED: SEPTEMBER 30, 2011

EFFECTIVE: OCTOBER 1, 2011

ACCESS SERVICE

23 – Metropolitan Statistical Area Access Services (Cont'd)

23.5 Rates and Charges (Cont'd)

23.5.1 BellSouth SWA Dedicated Transport (Cont'd)

(Q) BellSouth SWA Managed Shared Network Service (Cont'd)

(2) DS1 Interoffice Channel - Per DS1

(a) Mileage Band 0 – 8: Fixed

	<u>Month to Month/ 12 Month Rate</u>	<u>60 Month Rate</u>	<u>USOC</u>
Zone 1 – All States	\$326.70(I)	\$121.00	1L5MS
Zone 2 – All States	\$359.37(I)	\$143.00	1L5MS
Zone 3 – All States	\$395.67(I)	\$198.00	1L5MS

(b) Mileage Band 0 – 8: Per Mile

	<u>Month to Month/ 12 Month Rate</u>	<u>60 Month Rate</u>	<u>USOC</u>
Zone 1 – All States	N/A	N/A	1L5MS
Zone 2 – All States	N/A	N/A	1L5MS
Zone 3 – All States	N/A	N/A	1L5MS

(c) Mileage Band 9 – 25: Fixed

	<u>Month to Month/ 12 Month Rate</u>	<u>60 Month Rate</u>	<u>USOC</u>
Zone 1 – All States	\$544.50(I)	\$220.00	1L5MS
Zone 2 – All States	\$598.95(I)	\$264.00	1L5MS
Zone 3 – All States	\$659.45(I)	\$330.00	1L5MS

(d) Mileage Band 9 – 25: Per Mile

	<u>Month to Month/ 12 Month Rate</u>	<u>60 Month Rate</u>	<u>USOC</u>
Zone 1 – All States	N/A	N/A	1L5MS
Zone 2 – All States	N/A	N/A	1L5MS
Zone 3 – All States	N/A	N/A	1L5MS

ISSUED: SEPTEMBER 30, 2011

EFFECTIVE: OCTOBER 1, 2011

ACCESS SERVICE

23 – Metropolitan Statistical Area Access Services (Cont'd)

23.5 Rates and Charges (Cont'd)

23.5.1 BellSouth SWA Dedicated Transport (Cont'd)

(Q) BellSouth SWA Managed Shared Network Service (Cont'd)

(2) DS1 Interoffice Channel - Per DS1 (Cont'd)

(e) Mileage Band Over 25 Miles: Fixed

	<u>Month to Month/ 12 Month Rate</u>	<u>60 Month Rate</u>	<u>USOC</u>
Zone 1 – All States	\$250.47(I)	\$126.50	1L5MS
Zone 2 – All States	\$275.88(I)	\$139.15	1L5MS
Zone 3 – All States	\$303.71(I)	\$151.80	1L5MS

(f) Mileage Band Over 25 Miles: Per Mile

	<u>Month to Month/ 12 Month Rate</u>	<u>60 Month Rate</u>	<u>USOC</u>
Zone 1 – All States	\$18.15(I)	\$6.27	1L5MS
Zone 2 – All States	\$20.57(I)	\$7.26	1L5MS
Zone 3 – All States	\$22.99(I)	\$8.86	1L5MS

(3) DS0 Interoffice Channel - Per DS0

(a) Mileage Band 0 - 8 Miles: Fixed

	<u>Month to Month/ 12 Month Rate</u>	<u>60 Month Rate</u>	<u>USOC</u>
All Zones – All States	\$50.82(I)	\$24.20	1L5MS

(b) Mileage Band 0 - 8 Miles: Per Mile

	<u>Month to Month/ 12 Month Rate</u>	<u>60 Month Rate</u>	<u>USOC</u>
All Zones – All States	N/A	N/A	1L5MS

ISSUED: MAY 18, 2012

EFFECTIVE: MAY 19, 2012

ACCESS SERVICE

23 - Metropolitan Statistical Area Access Services (Cont'd)

23.5 Rates and Charges (Cont'd)

23.5.1 BellSouth SWA Dedicated Transport (Cont'd)

(Q) BellSouth SWA Managed Shared Network Service (Cont'd)

(3) DS0 Interoffice Channel - Per DS0 (Cont'd)

(c) Mileage Band 9 - 25 Miles: Fixed

	<u>Month to Month/ 12 Month Rate</u>	<u>60 Month Rate</u>	<u>USOC</u>	(Dx)
All Zones - All States	\$83.49	\$41.80	1L5MS	

(d) Mileage Band 9 - 25 Miles: Per Mile

	<u>Month to Month/ 12 Month Rate</u>	<u>60 Month Rate</u>	<u>USOC</u>	(Dx)
All Zones - All States	N/A	N/A	1L5MS	

(e) Mileage Band Over 25 Miles: Fixed

	<u>Month to Month/ 12 Month Rate</u>	<u>60 Month Rate</u>	<u>USOC</u>	(Dx)
All Zones - All States	\$43.56	\$22.00	1L5MS	

(f) Mileage Band Over 25 Miles: Per Mile

	<u>Month to Month/ 12 Month Rate</u>	<u>60 Month Rate</u>	<u>USOC</u>	(Dx)
All Zones - All States	\$3.51	\$1.54	1L5MS	

(Dx)
 |
 (Dx)

BELLSOUTH TELECOMMUNICATIONS
Four AT&T Plaza, Dallas, Texas 75202

TARIFF F.C.C. NO. 1
3RD REVISED PAGE 23-70
CANCELS 2ND REVISED PAGE 23-70

ISSUED: MAY 18, 2012

EFFECTIVE: MAY 19, 2012

- (x) Issued under authority of Special Permission No. 12-011 of the FCC in order to withdraw material filed under Transmittal No. 29 without its becoming effective and to restore currently effective material.

ISSUED: SEPTEMBER 30, 2011

EFFECTIVE: OCTOBER 1, 2011

ACCESS SERVICE

23 – Metropolitan Statistical Area Access Services (Cont'd)

23.5 Rates and Charges (Cont'd)

23.5.1 BellSouth SWA Dedicated Transport (Cont'd)

(Q) BellSouth SWA Managed Shared Network Service (Cont'd)

(4) DS1 and DS0 Interfaces- Per Interface

(a) DS1

	<u>Month to Month/ 12 Month Rate</u>	<u>60 Month Rate</u>	<u>USOC</u>
Zone 1 – All States	\$76.23(I)	\$38.50	OHS1S
Zone 2 – All States	\$83.49(I)	\$42.90	OHS1S
Zone 3 – All States	\$91.96(I)	\$57.20	OHS1S

(b) DS1 Message Trunk Interface

	<u>Month to Month/ 12 Month Rate</u>	<u>60 Month Rate</u>	<u>USOC</u>
Zone 1 – All States	\$199.65(I)	\$110.00	OHS1M
Zone 2 – All States	\$223.85(I)	\$132.00	OHS1M
Zone 3 – All States	\$254.10(I)	\$154.00	OHS1M

(c) DS0 – per line side connection

	<u>Month to Month/ 12 Month Rate</u>	<u>60 Month Rate</u>	<u>USOC</u>
All Zones - All States	\$39.93(I)	\$20.90	OHSOL

(d) DS0 – per trunk side connection

	<u>Month to Month/ 12 Month Rate</u>	<u>60 Month Rate</u>	<u>USOC</u>
All Zones - All States	\$39.93(I)	\$20.90	OHSOT

ISSUED: SEPTEMBER 30, 2011

EFFECTIVE: OCTOBER 1, 2011

ACCESS SERVICE

23 – Metropolitan Statistical Area Access Services (Cont'd)

23.5 Rates and Charges (Cont'd)

23.5.1 BellSouth SWA Dedicated Transport (Cont'd)

(R) BellSouth SWA SONET Transport Components

- (1) SONET Local Channel Systems, (Includes first one-half air mile), (Per Local Channel)

	<u>Month to Month Rates</u>	<u>USOC</u>
(a) STS-1 Service, per system		
Zone 1	\$2226.40(I)	SONLA
Zone 2	\$2226.40(I)	SONLA
Zone 3	\$2226.40(I)	SONLA
(b) OC-3 Service, per system		
Zone 1	\$4210.80(I)	SONLA
Zone 2	\$4210.80(I)	SONLA
Zone 3	\$4210.80(I)	SONLA
(c) OC-3 service, per system with Optical Customer Termination		
Zone 1	\$2942.72(I)	SONLB
Zone 2	\$2942.72(I)	SONLB
Zone 3	\$2942.72(I)	SONLB
(d) OC-3 Service, per system with Optical Serving Wire Center Termination		
Zone 1	\$2942.72(I)	SONLC
Zone 2	\$2942.72(I)	SONLC
Zone 3	\$2942.72(I)	SONLC
(e) OC-12 Service, per system		
Zone 1	\$6655.00(I)	SONLA
Zone 2	\$6655.00(I)	SONLA
Zone 3	\$6655.00(I)	SONLA
(f) OC-12 Service, per system with Optical Customer Termination		
Zone 1	\$4646.40(I)	SONLB
Zone 2	\$4646.40(I)	SONLB
Zone 3	\$4646.40(I)	SONLB
(g) OC-12 service, per system with Optical Serving Wire Center Termination		
Zone 1	\$4646.40(I)	SONLC
Zone 1	\$4646.40(I)	SONLC
Zone 1	\$4646.40(I)	SONLC

(This page filed under Transmittal No. 0014)

ISSUED: SEPTEMBER 30, 2011

EFFECTIVE: OCTOBER 1, 2011

ACCESS SERVICE

23 – Metropolitan Statistical Area Access Services (Cont'd)

23.5 Rates and Charges (Cont'd)

23.5.1 BellSouth SWA Dedicated Transport (Cont'd)

(R) BellSouth SWA SONET Transport Components (Cont'd)

(1) SONET Local Channel Systems, (Includes first one-half air mile), (Per Local Channel) (Cont'd)

	<u>Month to Month Rates</u>	<u>USOC</u>
(h) OC-48 Service, per system		
Zone 1	\$15730.00(I)	SONLA
Zone 2	\$15730.00(I)	SONLA
Zone 3	\$15730.00(I)	SONLA
(i) OC-48 service, per system with Optical Customer Termination		
Zone 1	\$9680.00(I)	SONLB
Zone 2	\$9680.00(I)	SONLB
Zone 3	\$9680.00(I)	SONLB
(j) OC-48 Service, per system with Optical Serving Wire Center Termination		
Zone 1	\$9680.00(I)	SONLC
Zone 2	\$9680.00(I)	SONLC
Zone 3	\$9680.00(I)	SONLC
(k) OC-192 Service, per system		
Zone 1	\$31460.00(I)	SONLA
Zone 2	\$31460.00(I)	SONLA
Zone 3	\$31460.00(I)	SONLA

(This page filed under Transmittal No. 0014)

All BellSouth marks contained herein and as set forth in the trademarks and servicemarks section of this Tariff are owned by BellSouth Intellectual Property Corporation.

ISSUED: SEPTEMBER 30, 2011

EFFECTIVE: OCTOBER 1, 2011

ACCESS SERVICE

23 – Metropolitan Statistical Area Access Services (Cont'd)

23.5 Rates and Charges (Cont'd)

23.5.1 BellSouth SWA Dedicated Transport (Cont'd)

(R) BellSouth SWA SONET Transport Components (Cont'd)

(2) Synchronous Channel Interfaces

	<u>Month to Month Rates</u>	<u>USOC</u>
<u>(a) Central Office Channel Interfaces</u>		
Per STS-1	\$ 199.65(I)	SONC4
Per OC-3 (2 Fiber)	\$ 272.25(I)	SONC2
(4 Fiber)	\$ 484.00(I)	SONC4
Per OC-12 (2 Fiber)	\$ 726.00(I)	SONC2
(4 Fiber)	\$1452.00(I)	SONC4
Per OC-48 (2 Fiber)	\$1815.00(I)	SONC2
(4 Fiber)	\$3630.00(I)	SONC4
Per STS-1 Channel System	\$ 623.15(I)	SONCS
Per OC-3 Channel System	\$1512.50(I)	SONCS
Per OC-12 Channel System	\$3025.00(I)	SONCS
Per OC-48 Channel System	\$6231.50(I)	SONCS
Per OC-192 Channel System	\$12,100.00(I)	SONCS

(This page filed under Transmittal No. 0014)

All BellSouth marks contained herein and as set forth in the trademarks and servicemarks section of this
 Tariff are owned by BellSouth Intellectual Property Corporation.

ISSUED: SEPTEMBER 30, 2011

EFFECTIVE: OCTOBER 1, 2011

ACCESS SERVICE

23 – Metropolitan Statistical Area Access Services (Cont'd)

23.5 Rates and Charges (Cont'd)

23.5.1 BellSouth SWA Dedicated Transport (Cont'd)

(R) BellSouth SWA SONET Transport Components (Cont'd)

(2) Synchronous Channel Interfaces (Cont'd)

	<u>Month to Month Rates</u>	<u>USOC</u>
(b) Customer Channel Interfaces		
Per STS-1	\$ 272.25(I)	SONU1
Per OC-3 (2 Fiber)	\$ 272.25(I)	SONU2
(4 Fiber)	\$ 544.50(I)	SONU4
Per OC-12 (2 Fiber)	\$ 816.75(I)	SONU2
(4 Fiber)	\$1633.50(I)	SONU4
Per OC-48 (2 Fiber)	\$1815.00(I)	SONU2
(4 Fiber)	\$3630.00(I)	SONU4

(3) SONET Local Channel System Additional Mileage

(a) Additional one-half air mile

Each Additional system one-half air mile

Zone 1	\$272.25(I)	SONLM
Zone 2	\$272.25(I)	SONLM
Zone 3	\$272.25(I)	SONLM

(This page filed under Transmittal No. 0014)

All BellSouth marks contained herein and as set forth in the trademarks and servicemarks section of this
 Tariff are owned by BellSouth Intellectual Property Corporation.

ISSUED: JUNE 16, 2011

EFFECTIVE: JULY 1, 2011

ACCESS SERVICE

23 – Metropolitan Statistical Area Access Services (Cont'd)

23.5 Rates and Charges (Cont'd)

23.5.1 BellSouth SWA Dedicated Transport (Cont'd)

(R) BellSouth SWA SONET Transport Components (Cont'd)

(4) SONET Local Channel Systems, Includes first one-half air mile)(Cont'd)

	Transport Payment Plan Rates			USOC
	Plan A	Plan B	Plan C	
	12 to 36	37 to 60	61 to 96	
	Months	Months	Months	
	Per Month Rates			
(a) STS-1 Service, per system				
Zone 1	\$1355.75	\$1215.50	\$1075.25	SONLA
Zone 2	\$1355.75	\$1215.50	\$1075.25	SONLA
Zone 3	\$1355.75	\$1215.50	\$1075.25	SONLA
(b) OC-3 Service, per system				
Zone 1	\$2805.00	\$2524.50	\$2244.00	SONLA
Zone 2	\$2805.00	\$2524.50	\$2244.00	SONLA
Zone 3	\$2805.00	\$2524.50	\$2244.00	SONLA
(c) OC-3 Service, per system with Optical Customer Termination				
Zone 1	\$2164.80	\$1953.60	\$1742.40	SONLB
Zone 2	\$2164.80	\$1953.60	\$1742.40	SONLB
Zone 3	\$2164.80	\$1953.60	\$1742.40	SONLB
(d) OC-3 Service, per system with Optical Serving Wire Center Termination				
Zone 1	\$2164.80	\$1953.60	\$1742.40	SONLC
Zone 2	\$2164.80	\$1953.60	\$1742.40	SONLC
Zone 3	\$2164.80	\$1953.60	\$1742.40	SONLC
(e) OC-12 Service, per system				
Zone 1	\$5610.00	\$5060.00	\$4565.00	SONLA
Zone 2	\$5610.00	\$5060.00	\$4565.00	SONLA
Zone 3	\$5610.00	\$5060.00	\$4565.00	SONLA
(f) OC-12 Service, per system with Optical Customer Termination				
Zone 1	\$3854.40	\$3520.00	\$3168.00	SONLB
Zone 2	\$3854.40	\$3520.00	\$3168.00	SONLB
Zone 3	\$3854.40	\$3520.00	\$3168.00	SONLB

(This page filed under Transmittal No. 1)

All BellSouth marks contained herein and as set forth in the trademarks and servicemarks section of this Tariff are owned by BellSouth Intellectual Property Corporation.

ISSUED: JUNE 16, 2011

EFFECTIVE: JULY 1, 2011

ACCESS SERVICE

23 – Metropolitan Statistical Area Access Services (Cont'd)

23.5 Rates and Charges (Cont'd)

23.5.1 BellSouth SWA Dedicated Transport (Cont'd)

(R) BellSouth SWA SONET Transport Components (Cont'd)

(4) SONET Local Channel Systems, Includes first one-half air mile)
 (Cont'd)

	<u>Transport Payment Plan Rates</u>			<u>USOC</u>
	<u>Plan A</u>	<u>Plan B</u>	<u>Plan C</u>	
	<u>12 to 36</u>	<u>37 to 60</u>	<u>61 to 96</u>	
	<u>Months</u>	<u>Months</u>	<u>Months</u>	
	<u>Per Month Rates</u>			
(g) OC-12 Service, per system with Optical Serving Wire Center Termination				
Zone 1	\$3854.40	\$3520.00	\$3168.00	SONLC
Zone 2	\$3854.40	\$3520.00	\$3168.00	SONLC
Zone 3	\$3854.40	\$3520.00	\$3168.00	SONLC
(h) OC-48 Service, per system				
Zone 1	\$12100.00	\$11000.00	\$9900.00	SONLA
Zone 2	\$12100.00	\$11000.00	\$9900.00	SONLA
Zone 3	\$12100.00	\$11000.00	\$9900.00	SONLA
(i) OC-48 Service, per system with Optical Customer Termination				
Zone 1	\$7744.00	\$7040.00	\$6336.00	SONLB
Zone 2	\$7744.00	\$7040.00	\$6336.00	SONLB
Zone 3	\$7744.00	\$7040.00	\$6336.00	SONLB
(j) OC-48 Service, per system with Optical Serving Wire Center Termination				
Zone 1	\$7744.00	\$7040.00	\$6336.00	SONLC
Zone 2	\$7744.00	\$7040.00	\$6336.00	SONLC
Zone 3	\$7744.00	\$7040.00	\$6336.00	SONLC
(k) OC-192 Service, per system				
Zone 1	\$20570.00	\$18700.00	\$16830.00	SONLA
Zone 2	\$20570.00	\$18700.00	\$16830.00	SONLA
Zone 3	\$20570.00	\$18700.00	\$16830.00	SONLA

(This page filed under Transmittal No. 1)

All BellSouth marks contained herein and as set forth in the trademarks and servicemarks section of this Tariff are owned by BellSouth Intellectual Property Corporation.

ISSUED: JUNE 16, 2011

EFFECTIVE: JULY 1, 2011

ACCESS SERVICE

23 – Metropolitan Statistical Area Access Services (Cont'd)

23.5 Rates and Charges (Cont'd)

23.5.1 BellSouth SWA Dedicated Transport (Cont'd)

(R) BellSouth SWA SONET Transport Components (Cont'd)

(5) Synchronous Channel Interfaces

	<u>Transport Payment Plan Rates</u>			<u>USOC</u>
	<u>Plan A</u>	<u>Plan B</u>	<u>Plan C</u>	
	<u>12 to 36</u>	<u>37 to 60</u>	<u>61 to 96</u>	
	<u>Months</u>	<u>Months</u>	<u>Months</u>	
	<u>Per Month Rates</u>			
<u>(a) Central Office Channel Interfaces</u>				
Per STS-1	\$ 143.00	\$ 134.75	\$ 123.20	SONC4
Per OC-3 (2 Fiber)	\$ 198.00	\$ 181.50	\$ 165.00	SONC2
(4 Fiber)	\$ 341.00	\$ 310.20	\$ 280.50	SONC4
Per OC-12 (2 Fiber)	\$ 511.50	\$ 467.50	\$ 418.00	SONC2
(4 Fiber)	\$1023.00	\$ 935.00	\$ 836.00	SONC4
Per OC-48 (2 Fiber)	\$1375.00	\$1265.00	\$1083.50	SONC2
(4 Fiber)	\$2750.00	\$2530.00	\$2172.50	SONC4
Per STS-1 Channel System	\$ 506.00	\$ 478.50	\$ 467.50	SONCS
Per OC-3 Channel System	\$1138.50	\$1034.00	\$ 935.00	SONCS
Per OC-12 Channel System	\$2282.50	\$2068.00	\$1870.00	SONCS
Per OC-48 Channel System	\$4565.00	\$4180.00	\$3630.00	SONCS
Per OC-192 Channel System	\$8800.00	\$8360.00	\$7260.00	SONCS

(This page filed under Transmittal No. 1)

All BellSouth marks contained herein and as set forth in the trademarks and servicemarks section of this Tariff are owned by BellSouth Intellectual Property Corporation.

ISSUED: JUNE 16, 2011

EFFECTIVE: JULY 1, 2011

ACCESS SERVICE

23 – Metropolitan Statistical Area Access Services (Cont'd)

23.5 Rates and Charges (Cont'd)

23.5.1 BellSouth SWA Dedicated Transport (Cont'd)

(R) BellSouth SWA SONET Transport Components (Cont'd)

(5) Synchronous Channel Interfaces (Cont'd)

	<u>Transport Payment Plan Rates</u>			<u>USOC</u>
	<u>Plan A</u>	<u>Plan B</u>	<u>Plan C</u>	
	<u>12 to 36</u>	<u>37 to 60</u>	<u>61 to 96</u>	
	<u>Months</u>	<u>Months</u>	<u>Months</u>	
	<u>Per Month Rates</u>			
 (b)Customer Channel Interfaces				
Per STS-1	\$ 203.50	\$ 192.50	\$ 181.50	SONU1
Per OC-3 (2 Fiber)	\$ 198.00	\$ 181.50	\$ 165.00	SONU2
(4 Fiber)	\$ 385.00	\$ 363.00	\$ 330.00	SONU4
Per OC-12 (2 Fiber)	\$ 588.50	\$ 544.50	\$ 495.00	SONU2
(4 Fiber)	\$1182.50	\$1089.00	\$ 990.00	SONU4
Per OC-48 (2 Fiber)	\$1375.00	\$1265.00	\$1083.50	SONU2
(4 Fiber)	\$2750.00	\$2530.00	\$2172.50	SONU4

(6) SONET Local Channel System Additional Mileage

(a)Each additional system one-half air mile

Zone 1	\$ 209.00	\$ 187.00	\$ 165.00	SONLM
Zone 2	\$ 209.00	\$ 187.00	\$ 165.00	SONLM
Zone 3	\$ 209.00	\$ 187.00	\$ 165.00	SONLM

(This page filed under Transmittal No. 1)

All BellSouth marks contained herein and as set forth in the trademarks and servicemarks section of this
 Tariff are owned by BellSouth Intellectual Property Corporation.

ISSUED: SEPTEMBER 30, 2011

EFFECTIVE: OCTOBER 1, 2011

ACCESS SERVICE

23 – Metropolitan Statistical Area Access Services (Cont'd)

23.5 Rates and Charges (Cont'd)

23.5.1 BellSouth SWA Dedicated Transport (Cont'd)

(R) BellSouth SWA SONET Transport Components (Cont'd)

(7) SONET Interoffice Channel

	<u>Month to Month Rates</u>	<u>USOC</u>
(a) STS-1 service Interoffice Channel System		
Mileage Band 0-8, Fixed, per System		
Zone 1	\$1730.30(I)	SON1C
Zone 2	\$1730.30(I)	SON1C
Zone 3	\$1730.30(I)	SON1C
Mileage Band 0-8, Per Mile		
Zone 1	\$157.30(I)	SON1C
Zone 2	\$157.30(I)	SON1C
Zone 3	\$157.30(I)	SON1C
Mileage Band 9-25, Fixed, per System		
Zone 1	\$1936.00(I)	SON1C
Zone 2	\$1936.00(I)	SON1C
Zone 3	\$1936.00(I)	SON1C
Mileage Band 9-25, Per Mile		
Zone 1	\$157.30(I)	SON1C
Zone 2	\$157.30(I)	SON1C
Zone 3	\$157.30(I)	SON1C
Mileage Band 26+, Fixed, per System		
Zone 1	\$2262.70(I)	SON1C
Zone 2	\$2262.70(I)	SON1C
Zone 3	\$2262.70(I)	SON1C
Mileage Band 26+, Per Mile		
Zone 1	\$157.30(I)	SON1C
Zone 2	\$157.30(I)	SON1C
Zone 3	\$157.30(I)	SON1C

(This page filed under Transmittal No. 0014)

All BellSouth marks contained herein and as set forth in the trademarks and servicemarks section of this
 Tariff are owned by BellSouth Intellectual Property Corporation.

ISSUED: SEPTEMBER 30, 2011

EFFECTIVE: OCTOBER 1, 2011

ACCESS SERVICE

23 – Metropolitan Statistical Area Access Services (Cont'd)

23.5 Rates and Charges (Cont'd)

23.5.1 BellSouth SWA Dedicated Transport (Cont'd)

(R) BellSouth SWA SONET Transport Components (Cont'd)

(7) SONET Interoffice Channel (Cont'd)

	<u>Month to Month Rates</u>	<u>USOC</u>
(b) OC-3 service Interoffice Channel System		
Mileage Band 0-8, Fixed, per System		
Zone 1	\$2722.50(I)	SON1C
Zone 2	\$2722.50(I)	SON1C
Zone 3	\$2722.50(I)	SON1C
Mileage Band 0-8, Per Mile		
Zone 1	\$338.80(I)	SON1C
Zone 2	\$338.80(I)	SON1C
Zone 3	\$338.80(I)	SON1C
Mileage Band 9-25, Fixed, per System		
Zone 1	\$2722.50(I)	SON1C
Zone 2	\$2722.50(I)	SON1C
Zone 3	\$2722.50(I)	SON1C
Mileage Band 9-25, Per Mile		
Zone 1	\$338.80(I)	SON1C
Zone 2	\$338.80(I)	SON1C
Zone 3	\$338.80(I)	SON1C
Mileage Band 26+, Fixed, per System		
Zone 1	\$2722.50(I)	SON1C
Zone 2	\$2722.50(I)	SON1C
Zone 3	\$2722.50(I)	SON1C
Mileage Band 26+, Per Mile		
Zone 1	\$338.80(I)	SON1C
Zone 2	\$338.80(I)	SON1C
Zone 3	\$338.80(I)	SON1C

(This page filed under Transmittal No. 0014)

All BellSouth marks contained herein and as set forth in the trademarks and servicemarks section of this
 Tariff are owned by BellSouth Intellectual Property Corporation.

ISSUED: SEPTEMBER 30, 2011

EFFECTIVE: OCTOBER 1, 2011

ACCESS SERVICE

23 – Metropolitan Statistical Area Access Services (Cont'd)

23.5 Rates and Charges (Cont'd)

23.5.1 BellSouth SWA Dedicated Transport (Cont'd)

(R) BellSouth SWA SONET Transport Components (Cont'd)

(7) SONET Interoffice Channel (Cont'd)

	<u>Month to Month Rates</u>	<u>USOC</u>
(c) OC-12 service Interoffice Channel System		
Mileage Band 0-8, Fixed, per System		
Zone 1	\$4840.00(I)	SON1C
Zone 2	\$4840.00(I)	SON1C
Zone 3	\$4840.00(I)	SON1C
Mileage Band 0-8, Per Mile		
Zone 1	\$484.00(I)	SON1C
Zone 2	\$484.00(I)	SON1C
Zone 3	\$484.00(I)	SON1C
Mileage Band 9-25, Fixed, per System		
Zone 1	\$6655.00(I)	SON1C
Zone 2	\$6655.00(I)	SON1C
Zone 3	\$6655.00(I)	SON1C
Mileage Band 9-25, Per Mile		
Zone 1	\$484.00(I)	SON1C
Zone 2	\$484.00(I)	SON1C
Zone 3	\$484.00(I)	SON1C
Mileage Band 26+, Fixed, per System		
Zone 1	\$8712.00(I)	SON1C
Zone 2	\$8712.00(I)	SON1C
Zone 3	\$8712.00(I)	SON1C
Mileage Band 26+, Per Mile		
Zone 1	\$484.00(I)	SON1C
Zone 2	\$484.00(I)	SON1C
Zone 3	\$484.00(I)	SON1C

(This page filed under Transmittal No. 0014)

All BellSouth marks contained herein and as set forth in the trademarks and servicemarks section of this
 Tariff are owned by BellSouth Intellectual Property Corporation.

ISSUED: SEPTEMBER 30, 2011

EFFECTIVE: OCTOBER 1, 2011

ACCESS SERVICE

23 – Metropolitan Statistical Area Access Services (Cont'd)

23.5 Rates and Charges (Cont'd)

23.5.1 BellSouth SWA Dedicated Transport (Cont'd)

(R) BellSouth SWA SONET Transport Components (Cont'd)

(7) SONET Interoffice Channel (Cont'd)

	<u>Month to Month Rates</u>	<u>USOC</u>
(d) OC-48 service Interoffice Channel System		
Mileage Band 0-8, Fixed, per System		
Zone 1	\$9438.00(I)	SON1C
Zone 2	\$9438.00(I)	SON1C
Zone 3	\$9438.00(I)	SON1C
Mileage Band 0-8, Per Mile		
Zone 1	\$726.00(I)	SON1C
Zone 2	\$726.00(I)	SON1C
Zone 3	\$726.00(I)	SON1C
Mileage Band 9-25, Fixed, per System		
Zone 1	\$10527.00(I)	SON1C
Zone 2	\$10527.00(I)	SON1C
Zone 3	\$10527.00(I)	SON1C
Mileage Band 9-25, Per Mile		
Zone 1	\$726.00(I)	SON1C
Zone 2	\$726.00(I)	SON1C
Zone 3	\$726.00(I)	SON1C
Mileage Band 26+, Fixed, per System		
Zone 1	\$12100.00(I)	SON1C
Zone 2	\$12100.00(I)	SON1C
Zone 3	\$12100.00(I)	SON1C
Mileage Band 26+, Per Mile		
Zone 1	\$726.00(I)	SON1C
Zone 2	\$726.00(I)	SON1C
Zone 3	\$726.00(I)	SON1C

(This page filed under Transmittal No. 0014)

All BellSouth marks contained herein and as set forth in the trademarks and servicemarks section of this
Tariff are owned by BellSouth Intellectual Property Corporation.

ISSUED: SEPTEMBER 30, 2011

EFFECTIVE: OCTOBER 1, 2011

ACCESS SERVICE

23 – Metropolitan Statistical Area Access Services (Cont'd)

23.5 Rates and Charges (Cont'd)

23.5.1 BellSouth SWA Dedicated Transport (Cont'd)

(R) BellSouth SWA SONET Transport Components (Cont'd)

(7) SONET Interoffice Channel (Cont'd)

	<u>Month to Month Rates</u>	<u>USOC</u>
(e) OC-192 service Interoffice Channel System		
Mileage Band 0-8, Fixed, per System		
Zone 1	\$22990.00(I)	SON1C
Zone 2	\$22990.00(I)	SON1C
Zone 3	\$22990.00(I)	SON1C
Mileage Band 0-8, Per Mile		
Zone 1	\$726.00(I)	SON1C
Zone 2	\$726.00(I)	SON1C
Zone 3	\$726.00(I)	SON1C
Mileage Band 9-25, Fixed, per System		
Zone 1	\$24079.00(I)	SON1C
Zone 2	\$24079.00(I)	SON1C
Zone 3	\$24079.00(I)	SON1C
Mileage Band 9-25, Per Mile		
Zone 1	\$726.00(I)	SON1C
Zone 2	\$726.00(I)	SON1C
Zone 3	\$726.00(I)	SON1C
Mileage Band 26+, Fixed, per System		
Zone 1	\$26620.00(I)	SON1C
Zone 2	\$26620.00(I)	SON1C
Zone 3	\$26620.00(I)	SON1C
Mileage Band 26+, Per Mile		
Zone 1	\$726.00(I)	SON1C
Zone 2	\$726.00(I)	SON1C
Zone 3	\$726.00(I)	SON1C

(This page filed under Transmittal No. 0014)

All BellSouth marks contained herein and as set forth in the trademarks and servicemarks section of this
 Tariff are owned by BellSouth Intellectual Property Corporation.

ISSUED: JUNE 16, 2011

EFFECTIVE: JULY 1, 2011

ACCESS SERVICE

23 – Metropolitan Statistical Area Access Services (Cont'd)

23.5 Rates and Charges (Cont'd)

23.5.1 BellSouth SWA Dedicated Transport (Cont'd)

(R) BellSouth SWA SONET Transport Components (Cont'd)

(7) SONET Interoffice Channel (Cont'd)

	<u>Transport Payment Plan Rates</u>			
	<u>Plan A</u>	<u>Plan B</u>	<u>Plan C</u>	
	<u>12 to 36</u>	<u>37 to 60</u>	<u>61 to 96</u>	
	<u>Months</u>	<u>Months</u>	<u>Months</u>	<u>USOC</u>
	<u>Per Month Rates</u>			
(f) STS-1 service Interoffice Channel System				
Mileage Band 0-8, Fixed, per System				
Zone 1	\$1072.50	\$852.50	\$687.50	SON1C
Zone 2	\$1072.50	\$852.50	\$687.50	SON1C
Zone 3	\$1072.50	\$852.50	\$687.50	SON1C
Mileage Band 0-8, per Mile				
Zone 1	\$88.00	\$77.00	\$66.00	SON1C
Zone 2	\$88.00	\$77.00	\$66.00	SON1C
Zone 3	\$88.00	\$77.00	\$66.00	SON1C
Mileage Band 9-25, Fixed, per System				
Zone 1	\$1237.50	\$1017.50	\$852.50	SON1C
Zone 2	\$1237.50	\$1017.50	\$852.50	SON1C
Zone 3	\$1237.50	\$1017.50	\$852.50	SON1C
Mileage Band 9-25, per Mile				
Zone 1	\$88.00	\$77.00	\$66.00	SON1C
Zone 2	\$88.00	\$77.00	\$66.00	SON1C
Zone 3	\$88.00	\$77.00	\$66.00	SON1C
Mileage Band 26+, Fixed, per System				
Zone 1	\$1457.50	\$1237.50	\$1017.50	SON1C
Zone 2	\$1457.50	\$1237.50	\$1017.50	SON1C
Zone 3	\$1457.50	\$1237.50	\$1017.50	SON1C
Mileage Band 26+, per Mile				
Zone 1	\$88.00	\$77.00	\$66.00	SON1C
Zone 2	\$88.00	\$77.00	\$66.00	SON1C
Zone 3	\$88.00	\$77.00	\$66.00	SON1C

(This page filed under Transmittal No. 1)

All BellSouth marks contained herein and as set forth in the trademarks and servicemarks section of this Tariff are owned by BellSouth Intellectual Property Corporation.

ISSUED: JUNE 16, 2011

EFFECTIVE: JULY 1, 2011

ACCESS SERVICE

23 – Metropolitan Statistical Area Access Services (Cont'd)

23.5 Rates and Charges (Cont'd)

23.5.1 BellSouth SWA Dedicated Transport (Cont'd)

(R) BellSouth SWA SONET Transport Components (Cont'd)

(7) SONET Interoffice Channel (Cont'd)

<u>Transport Payment Plan Rates</u>			<u>USOC</u>
<u>Plan A</u>	<u>Plan B</u>	<u>Plan C</u>	
12 to 36	37 to 60	61 to 96	
<u>Months</u>	<u>Months</u>	<u>Months</u>	
<u>Per Month Rates</u>			

(g) OC-3 service Interoffice Channel System

Mileage Band 0-8, Fixed, per System

Zone 1	\$2310.00	\$2200.00	\$1969.00	SON1C
Zone 2	\$2310.00	\$2200.00	\$1969.00	SON1C
Zone 3	\$2310.00	\$2200.00	\$1969.00	SON1C

Mileage Band 0-8, per Mile

Zone 1	\$308.00	\$242.00	\$209.00	SON1C
Zone 2	\$308.00	\$242.00	\$209.00	SON1C
Zone 3	\$308.00	\$242.00	\$209.00	SON1C

Mileage Band 9-25, Fixed, per System

Zone 1	\$2310.00	\$2200.00	\$1969.00	SON1C
Zone 2	\$2310.00	\$2200.00	\$1969.00	SON1C
Zone 3	\$2310.00	\$2200.00	\$1969.00	SON1C

Mileage Band 9-25, per Mile

Zone 1	\$308.00	\$242.00	\$209.00	SON1C
Zone 2	\$308.00	\$242.00	\$209.00	SON1C
Zone 3	\$308.00	\$242.00	\$209.00	SON1C

Mileage Band 26+, Fixed, per System

Zone 1	\$2310.00	\$2200.00	\$1969.00	SON1C
Zone 2	\$2310.00	\$2200.00	\$1969.00	SON1C
Zone 3	\$2310.00	\$2200.00	\$1969.00	SON1C

Mileage Band 26+, per Mile

Zone 1	\$308.00	\$242.00	\$209.00	SON1C
Zone 2	\$308.00	\$242.00	\$209.00	SON1C
Zone 3	\$308.00	\$242.00	\$209.00	SON1C

(This page filed under Transmittal No. 1)

All BellSouth marks contained herein and as set forth in the trademarks and servicemarks section of this Tariff are owned by BellSouth Intellectual Property Corporation.

ISSUED: JUNE 16, 2011

EFFECTIVE: JULY 1, 2011

ACCESS SERVICE

23 – Metropolitan Statistical Area Access Services (Cont'd)

23.5 Rates and Charges (Cont'd)

23.5.1 BellSouth SWA Dedicated Transport (Cont'd)

(R) BellSouth SWA SONET Transport Components (Cont'd)

(7) SONET Interoffice Channel (Cont'd)

<u>Transport Payment Plan Rates</u>			<u>USOC</u>
<u>Plan A</u>	<u>Plan B</u>	<u>Plan C</u>	
12 to 36	37 to 60	61 to 96	
<u>Months</u>	<u>Months</u>	<u>Months</u>	
<u>Per Month Rates</u>			

(h) OC-12 service Interoffice Channel System

Mileage Band 0-8, Fixed, per System

Zone 1	\$3630.00	\$3300.00	\$2970.00	SON1C
Zone 2	\$3630.00	\$3300.00	\$2970.00	SON1C
Zone 3	\$3630.00	\$3300.00	\$2970.00	SON1C

Mileage Band 0-8, per Mile

Zone 1	\$352.00	\$319.00	\$286.00	SON1C
Zone 2	\$352.00	\$319.00	\$286.00	SON1C
Zone 3	\$352.00	\$319.00	\$286.00	SON1C

Mileage Band 9-25, Fixed, per System

Zone 1	\$5280.00	\$4950.00	\$4620.00	SON1C
Zone 2	\$5280.00	\$4950.00	\$4620.00	SON1C
Zone 3	\$5280.00	\$4950.00	\$4620.00	SON1C

Mileage Band 9-25, per Mile

Zone 1	\$352.00	\$319.00	\$286.00	SON1C
Zone 2	\$352.00	\$319.00	\$286.00	SON1C
Zone 3	\$352.00	\$319.00	\$286.00	SON1C

Mileage Band 26+, Fixed, per System

Zone 1	\$7150.00	\$6820.00	\$6490.00	SON1C
Zone 2	\$7150.00	\$6820.00	\$6490.00	SON1C
Zone 3	\$7150.00	\$6820.00	\$6490.00	SON1C

Mileage Band 26+, per Mile

Zone 1	\$352.00	\$319.00	\$286.00	SON1C
Zone 2	\$352.00	\$319.00	\$286.00	SON1C
Zone 3	\$352.00	\$319.00	\$286.00	SON1C

(This page filed under Transmittal No. 1)

All BellSouth marks contained herein and as set forth in the trademarks and servicemarks section of this Tariff are owned by BellSouth Intellectual Property Corporation.

ISSUED: JUNE 16, 2011

EFFECTIVE: JULY 1, 2011

ACCESS SERVICE

23 – Metropolitan Statistical Area Access Services (Cont'd)

23.5 Rates and Charges (Cont'd)

23.5.1 BellSouth SWA Dedicated Transport (Cont'd)

(R) BellSouth SWA SONET Transport Components (Cont'd)

(7) SONET Interoffice Channel (Cont'd)

	<u>Transport Payment Plan Rates</u>			
	<u>Plan A</u>	<u>Plan B</u>	<u>Plan C</u>	
	12 to 36	37 to 60	61 to 96	
	<u>Months</u>	<u>Months</u>	<u>Months</u>	<u>USOC</u>
	<u>Per Month Rates</u>			
 (i) OC-48 service Interoffice Channel System				
Mileage Band 0-8, Fixed, per System				
Zone 1	\$7150.00	\$6380.00	\$5720.00	SON1C
Zone 2	\$7150.00	\$6380.00	\$5720.00	SON1C
Zone 3	\$7150.00	\$6380.00	\$5720.00	SON1C
 Mileage Band 0-8, per Mile				
Zone 1	\$550.00	\$495.55	\$440.00	SON1C
Zone 2	\$550.00	\$495.55	\$440.00	SON1C
Zone 3	\$550.00	\$495.55	\$440.00	SON1C
 Mileage Band 9-25, Fixed, per System				
Zone 1	\$8030.00	\$7370.00	\$6710.00	SON1C
Zone 2	\$8030.00	\$7370.00	\$6710.00	SON1C
Zone 3	\$8030.00	\$7370.00	\$6710.00	SON1C
 Mileage Band 9-25, per Mile				
Zone 1	\$550.00	\$495.55	\$440.00	SON1C
Zone 2	\$550.00	\$495.55	\$440.00	SON1C
Zone 3	\$550.00	\$495.55	\$440.00	SON1C
 Mileage Band 26+, Fixed, per System				
Zone 1	\$9460.00	\$8690.00	\$7810.00	SON1C
Zone 2	\$9460.00	\$8690.00	\$7810.00	SON1C
Zone 3	\$9460.00	\$8690.00	\$7810.00	SON1C
 Mileage Band 26+, per Mile				
Zone 1	\$550.00	\$495.55	\$440.00	SON1C
Zone 2	\$550.00	\$495.55	\$440.00	SON1C
Zone 3	\$550.00	\$495.55	\$440.00	SON1C

(This page filed under Transmittal No. 1)

All BellSouth marks contained herein and as set forth in the trademarks and servicemarks section of this Tariff are owned by BellSouth Intellectual Property Corporation.

ISSUED: JUNE 16, 2011

EFFECTIVE: JULY 1, 2011

ACCESS SERVICE

23 – Metropolitan Statistical Area Access Services (Cont'd)

23.5 Rates and Charges (Cont'd)

23.5.1 BellSouth SWA Dedicated Transport (Cont'd)

(R) BellSouth SWA SONET Transport Components (Cont'd)

(7) SONET Interoffice Channel (Cont'd)

Transport Payment Plan Rates			USOC
Plan A	Plan B	Plan C	
12 to 36	37 to 60	61 to 96	
Months	Months	Months	
<u>Per Month Rates</u>			

(j) OC-192 service Interoffice Channel System

Mileage Band 0-8, Fixed, per System

Zone 1	\$18150.00	\$16280.00	\$14850.00	SON1C
Zone 2	\$18150.00	\$16280.00	\$14850.00	SON1C
Zone 3	\$18150.00	\$16280.00	\$14850.00	SON1C

Mileage Band 0-8, per Mile

Zone 1	\$550.00	\$495.00	\$440.00	SON1C
Zone 2	\$550.00	\$495.00	\$440.00	SON1C
Zone 3	\$550.00	\$495.00	\$440.00	SON1C

Mileage Band 9-25, Fixed, per System

Zone 1	\$18590.00	\$16720.00	\$15070.00	SON1C
Zone 2	\$18590.00	\$16720.00	\$15070.00	SON1C
Zone 3	\$18590.00	\$16720.00	\$15070.00	SON1C

Mileage Band 9-25, per Mile

Zone 1	\$550.00	\$495.00	\$440.00	SON1C
Zone 2	\$550.00	\$495.00	\$440.00	SON1C
Zone 3	\$550.00	\$495.00	\$440.00	SON1C

Mileage Band 26+, Fixed, per System

Zone 1	\$20570.00	\$18480.00	\$16610.00	SON1C
Zone 2	\$20570.00	\$18480.00	\$16610.00	SON1C
Zone 3	\$20570.00	\$18480.00	\$16610.00	SON1C

Mileage Band 26+, per Mile

Zone 1	\$550.00	\$495.00	\$440.00	SON1C
Zone 2	\$550.00	\$495.00	\$440.00	SON1C
Zone 3	\$550.00	\$495.00	\$440.00	SON1C

(This page filed under Transmittal No. 1)

All BellSouth marks contained herein and as set forth in the trademarks and servicemarks section of this Tariff are owned by BellSouth Intellectual Property Corporation.

ISSUED: SEPTEMBER 30, 2011

EFFECTIVE: OCTOBER 1, 2011

ACCESS SERVICE

23 – Metropolitan Statistical Area Access Services (Cont'd)

23.5 Rates and Charges (Cont'd)

23.5.1 BellSouth SWA Dedicated Transport (Cont'd)

(R) BellSouth SWA SONET Transport Components (Cont'd)

- (8) DS1 and DS3 Interfaces for Connecting DS1 and DS3 Switched Service to Synchronous LightGate service (a.k.a BellSouth SPA Point to Point Network) via a Shared Use Arrangement

(a) DS1 and DS3 Interfaces

	<u>Non- Recurring Charge</u>	<u>Month to Month</u>	<u>USOC</u>
Per DS1 COCI	\$170.00	\$27.23(I)	HC710
Per DS1 CUCI	\$170.00	\$27.23(I)	HC71C
Per DS3 COCI	\$180.00	\$130.68(I)	HC730
Per DS3 CUCI	\$180.00	\$130.68(I)	HC73C
Per Flex DS1 ¹ COCI	\$170.00	\$27.23(I)	HC7F0
Per Flex DS1 ¹ CUCI	\$170.00	\$27.23(I)	HC7FC

	<u>Transport Payment Plan Rates</u>			<u>USOC</u>
	<u>Plan A</u>	<u>Plan B</u>	<u>Plan C</u>	
	<u>12 to 36 Months</u>	<u>37 to 60 Months</u>	<u>61 to 96 Months</u>	
	<u>Per Month Rates</u>			
Per DS1 COCI	\$20.90	\$17.60	\$15.40	HC710
Per DS1 CUCI	\$20.90	\$17.60	\$15.40	HC71C
Per DS3 COCI	\$72.60	\$72.60	\$72.60	HC730
Per DS3 CUCI	\$72.60	\$72.60	\$72.60	HC73C
Per Flex DS1 ¹ COCI	\$20.90	\$17.60	\$15.40	HC7F0
Per Flex DS1 ¹ CUCI	\$20.90	\$17.60	\$15.40	HC7FC

Note 1: The Flex DS1 interface is for use when a DS1 Switched Service connects to LightGate service (a.k.a. BellSouth SPA Point to Point Network) that has Flex DS1 functionality.

(This page filed under Transmittal No. 0014)

All BellSouth marks contained herein and as set forth in the trademarks and servicemarks section of this Tariff are owned by BellSouth Intellectual Property Corporation.

ISSUED: SEPTEMBER 30, 2011

EFFECTIVE: OCTOBER 1, 2011

ACCESS SERVICE

23 – Metropolitan Statistical Area Access Services

23.5 Rates and Charges (Cont'd)

23.5.1 BellSouth SWA Dedicated Transport (Cont'd)

(S) BellSouth Wavelength SWA Dedicated Ring Service Components

	<u>Recurring Charges</u>	
	<u>Month to Month</u>	<u>USOC</u>
(1) Primary System		
- Per Primary System ₂ – Dual Bay ¹	\$7,425.00(I)	WDHPS
- Per Primary System ²	7,898.00(I)	WDHP1
(2) Expansion System		
- Per Expansion System ₂ – Dual Bay ³	3,300.00(I)	WDHES
- Per Expansion System ⁴	3,074.50(I)	WDHE1
(3) Wavelength Channel		
(a) Bit Rate Specific, Per Wavelength Channel		
- OC-3 unprotected	\$2,013.00(I)	WDH DU
- OC-3+ unprotected	2,915.00(I)	WDH DU
- OC-12 unprotected	2,915.00(I)	WDH DU
- OC-48, OC-48+ unprotected	6,831.00(I)	WDH DU
- OC-192 or OC-192+, unprotected	15,121.70(I)	WDH DU

Note 1: Primary System - Dual Bay will not be available for new customer subscriptions effective September 25, 2008. Existing customers may continue using the option. Two Primary System – Dual Bay service components apply, per Node Location.

Note 2: Primary System - Single Bay has been reclassified to Primary System effective September 25, 2008. One (1) Primary System – Single Bay service component applies per Node location in a Single Bay arrangement for activation of the first eight (8) wavelengths.

Note 3: Expansion System - Dual Bay will not be available for new customer subscriptions effective September 25, 2008. Existing customers may continue using the option. Two Expansion System – Dual Bay service components apply per Node Location, per 8 incremental activated wavelengths on a ring. Applies for wavelength activations above the Primary System capacity.

Note 4: For Expansion System - Single Bay arrangements in service prior to September 25, 2008, one (1) Expansion System – Single Bay service component applies per Node location for activation of the ninth through sixteenth wavelengths. Expansion System - Single Bay has been reclassified to Expansion System effective September 25, 2008.

(This page filed under Transmittal No. 0014)

All AT&T and BellSouth marks contained herein and as set forth in the trademarks and service marks section of the BellSouth Tariff are owned by AT&T Intellectual Property or AT&T affiliated companies.

ISSUED: SEPTEMBER 30, 2011

EFFECTIVE: OCTOBER 1, 2011

ACCESS SERVICE

23 – Metropolitan Statistical Area Access Services

23.5 Rates and Charges (Cont'd)

23.5.1 BellSouth SWA Dedicated Transport (Cont'd)

(S) BellSouth Wavelength SWA Dedicated Ring Service Components (Cont'd)

	<u>Recurring Charges</u>	
	<u>Month to Month</u>	<u>USOC</u>
(3) Wavelength Channel (Cont'd)		
(a) Bit Rate Specific, Per Wavelength Channel (Cont'd)		
- OC-3 WaveGate	17,266.70(I)	WDHDW
- OC-12 WaveGate	18,194.00(I)	WDHDW
- OC-48 WaveGate	24,090.00(I)	WDHDW
- OC-192 WaveGate	37,198.70(I)	WDHDW
- OC-48 WaveGate II	48,180.00(I)	WDHD2
- OC-192 WaveGate II	74,397.40(I)	WDHD2
(4) Optical Signal Amplification Node		
- Per Optical Signal Amplification Node	3,784.00(I)	WDHRS

(This page filed under Transmittal No. 0014)

All AT&T and BellSouth marks contained herein and as set forth in the trademarks and service marks section of the BellSouth Tariff are owned by AT&T Intellectual Property or AT&T affiliated companies.

ISSUED: JUNE 16, 2011

EFFECTIVE: JULY 1, 2011

ACCESS SERVICE

23 – Metropolitan Statistical Area Access Services

23.5 Rates and Charges (Cont'd)

23.5.1 BellSouth SWA Dedicated Transport (Cont'd)

(S) BellSouth Wavelength SWA Dedicated Ring Service Components (Cont'd)

		Transport Payment Plan			
		Recurring Charges			
		Plan A	Plan B	Plan C	
		12-36	37-60	61-96	
		<u>Months</u>	<u>Months</u>	<u>Months</u>	<u>USOC</u>
(5)	Primary System				
	(a) Per Primary System				
	– Dual Bay ¹	\$4,500.00	\$3,700.00	\$3,000.00	WDHPS
	(b) Per Primary System ²	5,525.00	4,695.00	3,990.00	WDHP1
(6)	Expansion System				
	(a) Per Expansion System				
	– Dual Bay ³	2,750.00	1,875.00	1,500.00	WDHES
	(b) Per Expansion System ⁴	2,150.00	1,870.00	1,625.00	WDHE1

Note 1: Primary System - Dual Bay will not be available for new customer subscriptions effective September 25, 2008. Existing customers may continue using this option. Two Primary System – Dual Bay service components apply, per Node Location, on a ring.

Note 2: Primary System - Single Bay has been reclassified to Primary System effective September 25, 2008. One (1) Primary System – Single Bay service component applies per Node location in a Single Bay arrangement for activation of the first eight (8) wavelengths.

Note 3: Expansion System - Dual Bay will not be available for new customer subscriptions effective September 25, 2008. Existing customers may continue using this option. Two Expansion System – Dual Bay service components apply per Node Location, per 8 incremental activated wavelengths on a ring. Applies for wavelength activations above the Primary System capacity.

Note 4: For Expansion System - Single Bay arrangements in service prior to September 25, 2008, one (1) Expansion System – Single Bay service component applies per Node location for activation of the ninth through sixteenth wavelengths. Expansion System - Single Bay has been reclassified to Expansion System effective September 25, 2008.

(This page filed under Transmittal No. 1)

All AT&T and BellSouth marks contained herein and as set forth in the trademarks and service marks section of the BellSouth Tariff are owned by AT&T Intellectual Property or AT&T affiliated companies.

ISSUED: JUNE 16, 2011

EFFECTIVE: JULY 1, 2011

ACCESS SERVICE

23 – Metropolitan Statistical Areas Access Services

23.5 Rates and Charges (Cont'd)

23.5.1 BellSouth SWA Dedicated Transport (Cont'd)

(S) BellSouth Wavelength SWA Dedicated Ring Service Components (Cont'd)

	Transport Payment Plan			USOC
	Recurring Charges			
	Plan A	Plan B	Plan C	
	12-36	37-60	61-96	
	<u>Months</u>	<u>Months</u>	<u>Months</u>	
(7) Wavelengths Channel				
(a) Bit Rate Specific, Per Wavelength Channel				
- OC-3, unprotected	\$1,243.00	\$1,036.00	\$837.00	WDH DU
- OC-3+, unprotected	2,035.00	1,770.00	1,530.00	WDH DU
- OC-12, unprotected	2,035.00	1,770.00	1,530.00	WDH DU
- OC-48, OC-48+ unprotected	4,775.00	4,150.00	3,565.00	WDH DU
- OC-192 or OC-192+, unprotected	8,990.00	7,715.00	6,603.00	WDH DU
- OC-3 WaveGate	6,640.00	5,775.00	5,020.00	WDH DW
- OC-12 WaveGate	8,535.00	7,425.00	6,455.00	WDH DW
- OC-48 WaveGate	11,385.00	9,900.00	8,610.00	WDH DW
- OC-192 WaveGate	18,975.00	16,505.00	14,350.00	WDH DW
- OC-48 WaveGate II	22,770.00	19,800.00	17,220.00	WDH D2
- OC-192 WaveGate II	37,950.00	33,010.00	28,700.00	WDH D2

(This page filed under Transmittal No. 1)

All AT&T and BellSouth marks contained herein and as set forth in the trademarks and service marks section of the BellSouth Tariff are owned by AT&T Intellectual Property or AT&T affiliated companies.

ISSUED: JUNE 16, 2011

EFFECTIVE: JULY 1, 2011

ACCESS SERVICE

23 – Metropolitan Statistical Area Access Services

23.5 Rates and Charges (Cont'd)

23.5.1 BellSouth SWA Dedicated Transport (Cont'd)

(S) BellSouth Wavelength SWA Dedicated Ring Service Components (Cont'd)

Transport Payment Plan			USOC
Recurring Charges			
Plan A	Plan B	Plan C	
12-36	37-60	61-96	
<u>Months</u>	<u>Months</u>	<u>Months</u>	

(8) Optical Signal Amplification Node

- Per Optical Signal Amplification Node	2,645.00	2,300.00	2,000.00	WDHRS
-----------------------------------------	----------	----------	----------	-------

(This page filed under Transmittal No. 1)

All AT&T and BellSouth marks contained herein and as set forth in the trademarks and service marks section of the BellSouth Tariff are owned by AT&T Intellectual Property or AT&T affiliated companies.

ISSUED: SEPTEMBER 30, 2011

EFFECTIVE: OCTOBER 1, 2011

ACCESS SERVICE

23 – Metropolitan Statistical Area Access Services

23.5 Rates and Charges (Cont'd)

23.5.1 BellSouth SWA Dedicated Transport (Cont'd)

(T) BellSouth Wavelength SWA Channel Service Components

(1) Dedicated System¹,
 Per Dedicated System

	<u>NRC</u>	<u>Month to Month</u>	<u>USOC</u>
(a) Dedicated System			
-Dedicated System 1	\$2,500.00	\$13,277.00(I)	WDFS1
-Dedicated System 2	3,000.00	15,515.50(I)	WDFS2
-Dedicated System 3	4,000.00	17,160.00(I)	WDFS3
-Dedicated System 4	5,000.00	27,417.50(I)	WDFS4

Transport Payment Plan
Recurring Charges

	<u>Plan A 12-36 Months</u>	<u>Plan B 37-60 Months</u>	<u>Plan C 61-96 Months</u>	<u>USOC</u>
(b) Dedicated System				
-Dedicated System 1	\$9,285.00	\$8,075.00	\$7,020.00	WDFS1
-Dedicated System 2	10,850.00	9,500.00	7,800.00	WDFS2
-Dedicated System 3	12,000.00	10,350.00	9,000.00	WDFS3
-Dedicated System 4	19,175.00	16,675.00	14,500.00	WDFS4

Note 1: Effective August 15, 2008, Wavelength SWA Channel Service Dedicated Systems will not be available for new customer orders or to existing customers for new Systems or locations.

(This page filed under Transmittal No. 0014)

All AT&T and BellSouth marks contained herein and as set forth in the trademarks and service marks section of the BellSouth Tariff are owned by AT&T Intellectual Property or AT&T affiliated companies.

ISSUED: SEPTEMBER 30, 2011

EFFECTIVE: OCTOBER 1, 2011

ACCESS SERVICE

23 – Metropolitan Statistical Area Access Services

23.5 Rates and Charges (Cont'd)

23.5.1 BellSouth SWA Dedicated Transport (Cont'd)

(T) BellSouth Wavelength SWA Channel Service Components (Cont'd)

(2) Dedicated System Wavelength Channel¹

(a) Bit Rate Specific, Per Dedicated System Wavelength Channel

	<u>NRC</u>	<u>Month to Month</u>	<u>USOC</u>
- OC-3, OC-12 or OC-48, unprotected	\$2,000.00	\$8,838.50(I)	WDFDU
- OC-192, unprotected	1,500.00	15,121.70(I)	WDFDU
- OC-3 WaveGate	2,625.00	18,130.20(I)	WDFDW
- OC-12 WaveGate	3,060.00	19,103.70(I)	WDFDW
- OC-48 WaveGate	3,500.00	25,294.50(I)	WDFDW
- OC-192 WaveGate	4,375.00	39,058.80(I)	WDFDW

Transport Payment Plan
Recurring Charges

<u>Plan A</u>	<u>Plan B</u>	<u>Plan C</u>	<u>USOC</u>
<u>12-36</u>	<u>37-60</u>	<u>61-96</u>	
<u>Months</u>	<u>Months</u>	<u>Months</u>	

1 – 3 Dedicated System Wavelength Channel Category

- OC-3, OC-12 or OC-48, unprotected	\$5,737.00	\$4,895.00	\$4,175.00	WDFDU
- OC-192, unprotected	10,475.00	8,965.00	7,662.00	WDFDU
- OC-3 WaveGate	12,863.00	11,158.00	10,295.00	WDFDW
- OC-12 WaveGate	13,752.00	12,264.00	11,358.00	WDFDW
- OC-48 WaveGate	17,404.00	14,910.00	14,018.00	WDFDW
- OC-192 WaveGate	26,504.00	23,664.00	21,761.00	WDFDW

Note 1: Effective August 15, 2008, Wavelength SWA Channel Service Dedicated Systems will not be available for new customer orders or to existing customers for new Systems or locations.

(This page filed under Transmittal No. 0014)

All AT&T and BellSouth marks contained herein and as set forth in the trademarks and service marks section of the BellSouth Tariff are owned by AT&T Intellectual Property or AT&T affiliated companies.

ISSUED: JUNE 16, 2011

EFFECTIVE: JULY 1, 2011

ACCESS SERVICE

23 – Metropolitan Statistical Area Access Services

23.5 Rates and Charges (Cont'd)

23.5.1 BellSouth SWA Dedicated Transport (Cont'd)

(T) BellSouth Wavelength SWA Channel Service Components (Cont'd)

(2) Dedicated System Wavelength Channel¹ (Cont'd)

(a) Bit Rate Specific, Per Dedicated System Wavelength Channel (Cont'd)

	Transport Payment Plan Recurring Charges			<u>USOC</u>
	Plan A	Plan B	Plan C	
	12-36 Months	37-60 Months	61-96 Months	
4 - 7 Dedicated System Wavelength Channel Category				
- OC-3, OC-12 or OC-48, unprotected	\$5,737.00	\$4,895.00	\$4,175.00	WDFDU
- OC-192, unprotected	10,475.00	8,965.00	7,662.00	WDFDU
- OC-3 WaveGate	12,250.00	10,627.00	9,805.00	WDFDW
- OC-12 WaveGate	13,097.00	11,680.00	10,817.00	WDFDW
- OC-48 WaveGate	16,575.00	14,200.00	13,350.00	WDFDW
- OC-192 WaveGate	25,242.00	22,537.00	20,725.00	WDFDW
8 - 15 Dedicated System Wavelength Channel Category				
- OC-3, OC-12 or OC-48, unprotected	5,737.00	4,895.00	4,175.00	WDFDU
- OC-192, unprotected	10,475.00	8,965.00	7,662.00	WDFDU
- OC-3 WaveGate	11,912.00	10,325.00	9,523.00	WDFDW
- OC-12 WaveGate	12,743.00	11,347.00	10,504.00	WDFDW
- OC-48 WaveGate	16,110.00	13,793.00	12,958.00	WDFDW
- OC-192 WaveGate	24,533.00	21,872.00	20,108.00	WDFDW

Note 1: Effective August 15, 2008, Wavelength SWA Channel Service Dedicated Systems will not be available for new customer orders or to existing customers for new Systems or locations.

(This page filed under Transmittal No. 1)

All AT&T and BellSouth marks contained herein and as set forth in the trademarks and service marks section of the BellSouth Tariff are owned by AT&T Intellectual Property or AT&T affiliated companies.

ISSUED: JUNE 16, 2011

EFFECTIVE: JULY 1, 2011

ACCESS SERVICE

23 – Metropolitan Statistical Area Access Services

23.5 Rates and Charges (Cont'd)

23.5.1 BellSouth SWA Dedicated Transport (Cont'd)

(T) BellSouth Wavelength SWA Channel Service Components (Cont'd)

(2) Dedicated System Wavelength Channel¹ (Cont'd)

(a) Bit Rate Specific, Per Dedicated System Wavelength Channel (Cont'd)

	Transport Payment Plan			<u>USOC</u>
	Recurring Charges			
	Plan A	Plan B	Plan C	
	12-36 Months	37-60 Months	61-96 Months	
16 - 23 Dedicated System Wavelength Channel Category				
- OC-3, OC-12 or OC-48, unprotected	\$5,737.00	\$4,895.00	\$4,175.00	WDFDU
- OC-192, unprotected	10,475.00	8,965.00	7,662.00	WDFDU
- OC-3 WaveGate	11,573.00	10,022.00	9,240.00	WDFDW
- OC-12 WaveGate	12,389.00	11,013.00	10,191.00	WDFDW
- OC-48 WaveGate	15,644.00	13,385.00	12,565.00	WDFDW
- OC-192 WaveGate	23,824.00	21,205.00	19,490.00	WDFDW
24 - 31 Dedicated System Wavelength Channel Category				
- OC-3, OC-12 or OC-48, unprotected	5,737.00	4,895.00	4,175.00	WDFDU
- OC-192, unprotected	10,475.00	8,965.00	7,662.00	WDFDU
- OC-3 WaveGate	11,234.00	9,718.00	8,957.00	WDFDW
- OC-12 WaveGate	12,034.00	10,679.00	9,878.00	WDFDW
- OC-48 WaveGate	15,178.00	12,978.00	12,173.00	WDFDW
- OC-192 WaveGate	23,115.00	20,539.00	18,873.00	WDFDW

Note 1: Effective August 15, 2008, Wavelength SWA Channel Service Dedicated Systems will not be available for new customer orders or to existing customers for new Systems or locations.

(This page filed under Transmittal No. 1)

All AT&T and BellSouth marks contained herein and as set forth in the trademarks and service marks section of the BellSouth Tariff are owned by AT&T Intellectual Property or AT&T affiliated companies.

ISSUED: JUNE 16, 2011

EFFECTIVE: JULY 1, 2011

ACCESS SERVICE

23 – Metropolitan Statistical Area Access Services

23.5 Rates and Charges (Cont'd)

23.5.1 BellSouth SWA Dedicated Transport (Cont'd)

(T) BellSouth Wavelength SWA Channel Service Components (Cont'd)

(2) Dedicated System Wavelength Channel¹ (Cont'd)

(a) Bit Rate Specific, Per Dedicated System Wavelength Channel (Cont'd)

	Transport Payment Plan			<u>USOC</u>
	Recurring Charges			
	Plan A	Plan B	Plan C	
	12-36	37-60	61-96	
	<u>Months</u>	<u>Months</u>	<u>Months</u>	
32 and Over Dedicated System Wavelength Channel Category				
- OC-3, OC-12, OC-48, unprotected	\$5,737.00	\$4,895.00	\$4,175.00	WDFDU
- OC-192, unprotected	10,475.00	8,965.00	7,662.00	WDFDU
- OC-3 WaveGate Channel	10,619.00	9,415.00	8,674.00	WDFDW
- OC-12 WaveGate Channel	11,117.00	10,345.00	9,564.00	WDFDW
- OC-48 WaveGate Channel	14,712.00	12,570.00	11,780.00	WDFDW
- OC-192 WaveGate Channel	22,405.00	19,873.00	18,255.00	WDFDW

Note 1: Effective August 15, 2008, Wavelength SWA Channel Service Dedicated Systems will not be available for new customer orders or to existing customers for new Systems or locations.

(This page filed under Transmittal No. 1)

All AT&T and BellSouth marks contained herein and as set forth in the trademarks and service marks section of the BellSouth Tariff are owned by AT&T Intellectual Property or AT&T affiliated companies.

ISSUED: SEPTEMBER 30, 2011

EFFECTIVE: OCTOBER 1, 2011

ACCESS SERVICE

23 – Metropolitan Statistical Area Access Services (Cont'd)

23.5 Rates and Charges (Cont'd)

23.5.1 BellSouth SWA Dedicated Transport (Cont'd)

(T) BellSouth Wavelength SWA Channel Service Components (Cont'd)

(3) BellSouth Wavelength Channel Service Interoffice Channel

	<u>NRC</u>	<u>Month to Month</u>	<u>USOC</u>
(a) Bit Rate Specific, Per Interoffice Channel			
- OC-3, OC-12 or OC-48, unprotected	\$750.00	\$2,970.00(I)	WDFC2
- OC-192, unprotected	1,000.00	6,930.00(I)	WDFC2
- OC-3 WaveGate	2,250.00	15,064.50(I)	WDFCW
- OC-12 WaveGate	2,625.00	16,522.00(I)	WDFCW
- OC-48 WaveGate	3,000.00	19,965.00(I)	WDFCW
- OC-192 WaveGate	3,750.00	30,398.50(I)	WDFCW

Transport Payment Plan Recurring Charges			
Plan A	Plan B	Plan C	<u>USOC</u>
12-36 Months	37-60 Months	61-96 Months	

1 – 3 Interoffice Channel Category

- OC-3, OC-12 or OC-48, unprotected	\$2,220.00	\$1,932.00	\$1,680.00	WDFC2
- OC-192, unprotected	4,590.00	3,830.00	3,060.00	WDFC2
- OC-3 WaveGate	10,955.00	9,130.00	8,300.00	WDFCW
- OC-12 WaveGate	12,015.00	10,010.00	9,100.00	WDFCW
- OC-48 WaveGate	14,520.00	12,100.00	11,000.00	WDFCW
- OC-192 WaveGate	22,110.00	18,425.00	16,750.00	WDFCW

(This page filed under Transmittal No. 0014)

All BellSouth marks contained herein and as set forth in the trademarks and servicemarks section of this Tariff are owned by BellSouth Intellectual Property Corporation.

ISSUED: JUNE 16, 2011

EFFECTIVE: JULY 1, 2011

ACCESS SERVICE

23 – Metropolitan Statistical Area Access Services (Cont'd)

23.5 Rates and Charges (Cont'd)

23.5.1 BellSouth SWA Dedicated Transport (Cont'd)

(T) BellSouth Wavelength SWA Channel Service Components (Cont'd)

(3) BellSouth Wavelength Channel Service Interoffice Channel (Cont'd)

(a) Bit Rate Specific, Per Interoffice Channel (Cont'd)

	Transport Payment Plan			USOC
	<u>Recurring Charges</u>			
	Plan A	Plan B	Plan C	
	12-36	37-60	61-96	
	<u>Months</u>	<u>Months</u>	<u>Months</u>	
4 - 7 Interoffice Channel Category				
- OC-3, OC-12 or OC-48, unprotected	\$2,220.00	\$1,932.00	\$1,680.00	WDFC2
- OC-192, unprotected	4,590.00	3,830.00	3,060.00	WDFC2
- OC-3 WaveGate	12,250.00	10,627.00	9,805.00	WDFCW
- OC-12 WaveGate	13,097.00	11,680.00	10,817.00	WDFCW
- OC-48 WaveGate	16,575.00	14,200.00	13,350.00	WDFCW
- OC-192 WaveGate	25,242.00	22,537.00	20,725.00	WDFCW
8 - 15 Interoffice Channel Category				
- OC-3, OC-12 or OC-48, unprotected	2,220.00	1,932.00	1,680.00	WDFC2
- OC-192, unprotected	4,590.00	3,830.00	3,060.00	WDFC2
- OC-3 WaveGate	11,912.00	10,325.00	9,523.00	WDFCW
- OC-12 WaveGate	12,743.00	11,347.00	10,504.00	WDFCW
- OC-48 WaveGate	16,110.00	13,793.00	12,958.00	WDFCW
- OC-192 WaveGate	24,533.00	21,872.00	20,108.00	WDFCW

(This page filed under Transmittal No. 1)

All BellSouth marks contained herein and as set forth in the trademarks and servicemarks section of this
 Tariff are owned by BellSouth Intellectual Property Corporation.

ISSUED: JUNE 16, 2011

EFFECTIVE: JULY 1, 2011

ACCESS SERVICE

23 – Metropolitan Statistical Area Access Services (Cont'd)

23.5 Rates and Charges (Cont'd)

23.5.1 BellSouth SWA Dedicated Transport (Cont'd)

(T) BellSouth Wavelength SWA Channel Service Components (Cont'd)

(3) BellSouth Wavelength Channel Service Interoffice Channel (Cont'd)

(a) Bit Rate Specific, Per Interoffice Channel (Cont'd)

	Transport Payment Plan			<u>USOC</u>
	<u>Recurring Charges</u>			
	<u>Plan A</u> 12-36 <u>Months</u>	<u>Plan B</u> 37-60 <u>Months</u>	<u>Plan C</u> 61-96 <u>Months</u>	
16 - 23 Interoffice Channel Category				
- OC-3, OC-12 or OC-48, unprotected	\$1,830.00	\$1,635.00	\$1,460.00	WDFC2
- OC-192, unprotected	3,780.00	3,150.00	2,520.00	WDFC2
- OC-3 WaveGate	11,573.00	10,022.00	9,240.00	WDFCW
- OC-12 WaveGate	12,389.00	11,013.00	10,191.00	WDFCW
- OC-48 WaveGate	15,644.00	13,385.00	12,565.00	WDFCW
- OC-192 WaveGate	23,824.00	21,205.00	19,490.00	WDFCW
24 - 31 Interoffice Channel Category				
- OC-3, OC-12 or OC-48, unprotected	1,830.00	1,635.00	1,460.00	WDFC2
- OC-192, unprotected	3,780.00	3,150.00	2,520.00	WDFC2
- OC-3 WaveGate	11,234.00	9,718.00	8,957.00	WDFCW
- OC-12 WaveGate	12,034.00	10,679.00	9,878.00	WDFCW
- OC-48 WaveGate	15,178.00	12,978.00	12,173.00	WDFCW
- OC-192 WaveGate	23,115.00	20,539.00	18,873.00	WDFCW

(This page filed under Transmittal No. 1)

All BellSouth marks contained herein and as set forth in the trademarks and servicemarks section of this
 Tariff are owned by BellSouth Intellectual Property Corporation.

ISSUED: JUNE 16, 2011

EFFECTIVE: JULY 1, 2011

ACCESS SERVICE

23 – Metropolitan Statistical Area Access Services (Cont'd)

23.5 Rates and Charges (Cont'd)

23.5.1 BellSouth SWA Dedicated Transport (Cont'd)

(T) BellSouth Wavelength SWA Channel Service Components (Cont'd)

(3) BellSouth Wavelength Channel Service Interoffice Channel (Cont'd)

(a) Bit Rate Specific, Per Interoffice Channel (Cont'd)

	Transport Payment Plan			<u>USOC</u>
	<u>Recurring Charges</u>			
	<u>Plan A</u>	<u>Plan B</u>	<u>Plan C</u>	
	12-36	37-60	61-96	
	<u>Months</u>	<u>Months</u>	<u>Months</u>	
 32 and Over Interoffice Channel Category				
- OC-3, OC-12 or OC-48, unprotected	\$1,830.00	\$1,635.00	\$1,460.00	WDFC2
- OC-192, unprotected	3,780.00	3,150.00	2,520.00	WDFC2
- OC-3 WaveGate	10,619.00	9,415.00	8,674.00	WDFCW
- OC-12 WaveGate	11,117.00	10,345.00	9,564.00	WDFCW
- OC-48 WaveGate	14,712.00	12,570.00	11,780.00	WDFCW
- OC-192 WaveGate	22,405.00	19,873.00	18,255.00	WDFCW

(This page filed under Transmittal No. 1)

All BellSouth marks contained herein and as set forth in the trademarks and servicemarks section of this
 Tariff are owned by BellSouth Intellectual Property Corporation.

ISSUED: SEPTEMBER 30, 2011

EFFECTIVE: OCTOBER 1, 2011

ACCESS SERVICE

23 – Metropolitan Statistical Area Access Services (Cont'd)

23.5 Rates and Charges (Cont'd)

23.5.1 BellSouth SWA Dedicated Transport (Cont'd)

(U) BellSouth SWA Optical Managed Shared Network Service Components

(1) OC-3 Local Channel - Per Local Channel

(a) Zone 1 – All States

	<u>Month to Month</u> <u>/12 Month Rate</u>	<u>60 Month Rate</u>	<u>USOC</u>
Band 1: 1 – 4 OC-3 Local Channels, per Local Channel	\$1,609.30(I)	\$1,045.00	OHSFL
Band 2: 5 – 16 OC-3 Local Channels, per Local Channel	\$1,016.40(I)	\$660.00	OHSFL
Band 3: 17 – 64 OC-3 Local Channels, per Local Channel	\$931.70(I)	\$605.00	OHSFL
Band 4: Over 64 OC-3 Local Channels, per Local Channel	\$847.00(I)	\$550.00	OHSFL

(b) Zone 2 – All States

	<u>Month to Month</u> <u>/12 Month Rate</u>	<u>60 Month Rate</u>	<u>USOC</u>
Band 1: 1 – 4 OC-3 Local Channels, per Local Channel	\$1,936.00(I)	\$1,254.00	OHSFL
Band 2: 5 – 16 OC-3 Local Channels, per Local Channel	\$1,222.10(I)	\$792.00	OHSFL
Band 3: 17 – 64 OC-3 Local Channels, per Local Channel	\$1,119.25(I)	\$726.00	OHSFL
Band 4: Over 64 OC-3 Local Channels, per Local Channel	\$1,016.40(I)	\$660.00	OHSFL

(c) Zone 3 – All States

	<u>Month to Month</u> <u>/12 Month Rate</u>	<u>60 Month Rate</u>	<u>USOC</u>
Band 1: 1 – 4 OC-3 Local Channels, per Local Channel	\$2,323.20(I)	\$1,507.00	OHSFL
Band 2: 5 – 16 OC-3 Local Channels, per Local Channel	\$1,470.15(I)	\$951.50	OHSFL
Band 3: 17 – 64 OC-3 Local Channels, per Local Channel	\$1,343.10(I)	\$874.50	OHSFL
Band 4: Over 64 OC-3 Local Channels, per Local Channel	\$1,222.10(I)	\$792.00	OHSFL

(This page filed under Transmittal No. 0014)

All BellSouth marks contained herein and as set forth in the trademarks and servicemarks section of this Tariff are owned by BellSouth Intellectual Property Corporation.

ISSUED: JUNE 16, 2011

EFFECTIVE: JULY 1, 2011

ACCESS SERVICE

23 – Metropolitan Statistical Area Access Services (Cont'd)

23.5 Rates and Charges (Cont'd)

23.5.1 BellSouth SWA Dedicated Transport (Cont'd)

23.5.1.1 Vintage Rates

(A) General Regulations

Term Pricing plan vintage rates are those rates that apply to existing services provided under a term pricing plan in the event that the Telephone Company initiates a rate increase. Vintage rates, as set forth following, are classified as vintage because the Telephone Company ensures that rates provided under the term pricing plan will not be increased by the Telephone Company above the term pricing plan rate in effect at the beginning of the Customer's term pricing plan term.

ISSUED: JUNE 16, 2011

EFFECTIVE: JULY 1, 2011

ACCESS SERVICE

23 - Metropolitan Statistical Area Access Services (Cont'd)

23.5 Rates and Charges (Cont'd)

23.5.1 BellSouth SWA Dedicated Transport (Cont'd)

23.5.1.1 Vintage Rates (Cont'd)

(B) Vintage Rates by effective date

The following rates apply to Switched Transport Services installed between January 23, 2001 and May 15, 2008.

BellSouth Dedicated Ring - Self-healing Multi-nodal Alternate Route Topology Ring - Transport Payment Plan

	<u>Per Month Rates</u>			<u>USOC</u>
	<u>A</u> 12-36 <u>Months</u>	<u>B</u> 37-60 <u>Months</u>	<u>C</u> 61-96 <u>Months</u>	
(1) Local Channel (All capacities except OC-1)				
(a) Per Quarter Air Mile	\$83.00	\$73.00	\$68.00	1HSLC
(2) Alternative Central Office Channel (All capacities except OC-1)				
(a) Per Quarter Air Mile	\$280.00	\$175.00	\$140.00	1HSAC
(3) Interoffice Channel (All capacities except OC-1)				
(a) Fixed, OC-3 Capacity	\$36.00	\$32.00	\$27.00	1HS1C
(b) Fixed, OC-3+, OC-12, OC-48 or OC-48+ Capacity	\$140.00	\$126.00	\$117.00	1HS1C
(c) Fixed, OC-192 or OC-192+ Capacity	\$635.00	\$610.00	\$590.00	1HS1C
(d) Per Quarter Air Mile, OC-3 Capacity	\$32.00	\$23.00	\$18.00	1HS1C
(e) Per Quarter Air Mile, OC-3+, OC-12, OC-48 or OC-48+ Capacity	\$36.00	\$30.00	\$23.00	1HS1C
(f) Per Quarter Air Mile, OC-192 or OC-192+ Capacity	\$36.00	\$30.00	\$23.00	1HS1C
(4) Internodal Channel (All capacities except OC-1)				
(a) Per Internodal Channel, Same Wire Center Area, Per Quarter Air Mile	\$690.00	\$415.00	\$345.00	1HSSC

ISSUED: JUNE 16, 2011

EFFECTIVE: JULY 1, 2011

ACCESS SERVICE

23 - Metropolitan Statistical Area Access Services (Cont'd)

23.5 Rates and Charges (Cont'd)

23.5.1 BellSouth SWA Dedicated Transport (Cont'd)

23.5.1.1 Vintage Rates (Cont'd)

(B) Vintage Rates by effective date (Cont'd)

The following rates apply to Switched Transport Services installed between January 23, 2001 and May 15, 2008.

BellSouth Dedicated Ring - Self-healing Multi-nodal Alternate Route Topology Ring - Transport Payment Plan (Cont'd)

	<u>Per Month Rates</u>			<u>USOC</u>
	<u>A</u> 12-36 <u>Months</u>	<u>B</u> 37-60 <u>Months</u>	<u>C</u> 61-96 <u>Months</u>	
(4) Internodal Channel (All capacities except OC-1) (Cont'd)				
(b) Per Internodal Channel, Same Office Park/Campus Environment in Contiguous Serving Wire Center Areas, Per Quarter Air Mile	\$780.00	\$465.00	\$390.00	1HSCC
(5) Customer Node (Per Customer Node)				
(a) OC-1 Capacity	\$360.00	\$315.00	\$270.00	SHSC4
(b) OC-3 Capacity	\$990.00	\$900.00	\$810.00	SHSC3
(c) OC-3+ Capacity	\$1845.00	\$1575.00	\$1350.00	SHSN5
(d) OC-12 Capacity	\$1980.00	\$1800.00	\$1575.00	SHSC1
(e) OC-48 Capacity	\$4410.00	\$4050.00	\$3510.00	SHSN8
(f) OC-48+ Capacity	\$4410.00	\$4050.00	\$3510.00	SHSN9
(g) OC-192 Capacity	\$9375.00	\$8250.00	\$7300.00	SHSN6
(h) OC-192+ Capacity	\$12500.00	\$11000.00	\$9750.00	SHSC2
(6) Customer Channel Interface (Per Customer Node)				
(a) Per DS1	\$34.00	\$27.00	\$21.00	SHSBB
(b) Per DS3	\$135.00	\$130.00	\$125.00	SHSZT
(c) Per STS-1	\$170.00	\$150.00	\$140.00	SHS13
(d) Per OC-1	\$90.00	\$80.00	\$75.00	SHS1C

ISSUED: JUNE 16, 2011

EFFECTIVE: JULY 1, 2011

ACCESS SERVICE

23 - Metropolitan Statistical Area Access Services (Cont'd)
 23.5 Rates and Charges (Cont'd)

23.5.1 BellSouth SWA Dedicated Transport (Cont'd)

23.5.1.1 Vintage Rates (Cont'd)

(B) Vintage Rates by effective date (Cont'd)

The following rates apply to Switched Transport Services installed between January 23, 2001 and May 15, 2008.

BellSouth Dedicated Ring - Self-healing Multi-nodal Alternate Route Topology Ring - Transport Payment Plan (Cont'd)

	Per Month Rates			USOC
	A 12-36 Months	B 37-60 Months	C 61-96 Months	
(6) Customer Channel Interface (Per Customer Node) (Cont'd)				
(e) Per OC-3				
- 2 Fiber	\$170.00	\$150.00	\$140.00	SHS1D
- 4 Fiber	\$340.00	\$300.00	\$280.00	SHS15
(f) Per OC-12				
- 2 Fiber	\$484.00	\$446.00	\$408.00	SHS1F
- 4 Fiber	\$969.00	\$893.00	\$816.00	SHS19
(g) Per OC-48				
- 2 Fiber	\$1325.00	\$1215.00	\$1050.00	SHS1A
- 4 Fiber	\$2650.00	\$2430.00	\$2100.00	SHS1B
(h) Per DS1 within an STS-1 Asymmetrical Arrangement ¹	\$22.00	\$20.00	\$18.00	SHSBS
(i) Per DS3 (Asymmetrical with DS1) ¹	\$450.00	\$400.00	\$350.00	SHS1T
(j) Per Flex DS1 ¹	\$34.00	\$27.00	\$21.00	SHS1Q
(7) Central Office Node (Per Central Office Node)				
(a) OC-1 Capacity	\$360.00	\$315.00	\$270.00	SHSH4
(b) OC-3 Capacity	\$990.00	\$900.00	\$810.00	SHSH3
(c) OC-3+ Capacity	\$1845.00	\$1575.00	\$1350.00	SHSH5
(d) OC-12 Capacity	\$1980.00	\$1800.00	\$1575.00	SHSH1
(e) OC-48 Capacity	\$4410.00	\$4050.00	\$3510.00	SHSH8
(f) OC-48+ Capacity	\$4410.00	\$4050.00	\$3510.00	SHSH9
(g) OC-192 Capacity	\$9375.00	\$8250.00	\$7300.00	SHSH7
(h) OC-192+ Capacity	\$12500.00	\$11000.00	\$9750.00	SHSH2
(i) OC-3 Shared Node Interconnection	\$690.00	\$630.00	\$570.00	SHSHE
(j) OC-12 Shared Node Interconnection	\$1390.00	\$1260.00	\$1100.00	SHSHE
(k) OC-48 Shared Node Interconnection	\$2880.00	\$2840.00	\$2460.00	SHSHE
(l) OC-48+ Shared Node Interconnection	\$2880.00	\$2840.00	\$2460.00	SHSHE

Note 1: See Page 6-126 for the application of these interfaces.

ISSUED: JUNE 16, 2011

EFFECTIVE: JULY 1, 2011

ACCESS SERVICE

23 - Metropolitan Statistical Area Access Services (Cont'd)

23.5 Rates and Charges (Cont'd)

23.5.1 BellSouth SWA Dedicated Transport (Cont'd)

23.5.1.1 Vintage Rates (Cont'd)

(B) Vintage Rates by effective date (Cont'd)

The following rates apply to Switched Transport Services installed between January 23, 2001 and May 15, 2008.

BellSouth Dedicated Ring - Self-healing Multi-nodal Alternate Route Topology Ring - Transport Payment Plan (Cont'd)

	<u>Per Month Rates</u>			<u>USOC</u>
	<u>A</u>	<u>B</u>	<u>C</u>	
	<u>12-36</u>	<u>37-60</u>	<u>61-96</u>	
	<u>Months</u>	<u>Months</u>	<u>Months</u>	
(8) Central Office Channel Interface (Per Central Office Node)				
(a) Per DS1	\$30.00	\$25.00	\$20.00	SHSCB
(b) Per DS3	\$85.00	\$80.00	\$75.00	SHSYT
(c) Per STS-1	\$105.00	\$100.00	\$90.00	SHS02
(d) Per OC-1	\$90.00	\$80.00	\$75.00	SHSCC
(e) Per OC-3				
- 2 Fiber	\$170.00	\$150.00	\$140.00	SHSCD
- 4 Fiber	\$320.00	\$280.00	\$260.00	SHS04
(f) Per OC-12				
- 2 Fiber	\$420.00	\$382.00	\$344.00	SHSCF
- 4 Fiber	\$841.00	\$765.00	\$688.00	SHSC9
(g) Per 28 DS1 Channel System				
- DS3	\$550.00	\$500.00	\$450.00	SHSW8
- STS-1	\$650.00	\$600.00	\$575.00	SHSCS
(h) Per DS1 on 28 DS1 Channel System				
- DS3	\$12.00	\$9.00	\$7.00	SHSCA
- STS-1	\$35.00	\$30.00	\$25.00	SHSCG
(i) Per OC-48				
- 2 Fiber	\$1325.00	\$1215.00	\$1050.00	SHSCJ
- 4 Fiber	\$2650.00	\$2430.00	\$2100.00	SHSCK
(j) Per DS1 within an STS-1 Asymmetrical Arrangement ¹	\$22.00	\$20.00	\$18.00	SHSCH
(k) Per DS3 (Asymmetrical with DS1) ¹	\$450.00	\$400.00	\$350.00	SHSCT
(l) Per Flex DS1 ¹	\$30.00	\$25.00	\$20.00	SHSCQ

Note 1: See Page 6-126 for the application of these interfaces.

ISSUED: NOVEMBER 23, 2015

EFFECTIVE: DECEMBER 8, 2015

ACCESS SERVICE

23 - Metropolitan Statistical Area Access Services (Cont'd)

23.5 Rates and Charges (Cont'd)

23.5.1 BellSouth SWA Dedicated Transport (Cont'd)

23.5.1.1 Vintage Rates (Cont'd)

(B) Vintage Rates by effective date (Cont'd)

(D)

(D)

ISSUED: JUNE 16, 2011

EFFECTIVE: JULY 1, 2011

ACCESS SERVICE

23 – Metropolitan Statistical Area Access Services (Cont'd)

23.5 Rates and Charges (Cont'd)

23.5.1 BellSouth SWA Dedicated Transport (Cont'd)

23.5.1.1 Vintage Rates (Cont'd)

(B) Vintage Rates by effective date (Cont'd)

The following rates apply to Switched Transport Services installed between July 2, 2002 and May 15, 2008.

BellSouth SWA Managed Shared Network Service

DS3 Service - Flat rate per Local Channel, per Aggregation Location.

Zone 1 – All States

<u>Quantity of DS3s Per Aggregation Location</u>	<u>12 Month Rate</u>	<u>60 Month Rate</u>	<u>USOC</u>
1	\$5,913.00	\$3,285.00	OHS3L
2	\$6,093.00	\$3,385.00	OHS3L
3	\$6,273.00	\$3,485.00	OHS3L
4	\$6,453.00	\$3,585.00	OHS3L
5	\$7,353.00	\$4,085.00	OHS3L
6	\$8,253.00	\$4,585.00	OHS3L
7	\$9,272.00	\$5,151.00	OHS3L
8	\$10,244.00	\$5,691.00	OHS3L
9	\$11,171.00	\$6,206.00	OHS3L
10	\$12,053.00	\$6,696.00	OHS3L
11	\$12,894.00	\$7,163.00	OHS3L
12	\$13,691.00	\$7,606.00	OHS3L
13	\$14,448.00	\$8,027.00	OHS3L
14	\$15,168.00	\$8,427.00	OHS3L
15	\$15,849.00	\$8,805.00	OHS3L
16	\$16,496.00	\$9,164.00	OHS3L
17	\$17,106.00	\$9,503.00	OHS3L
18	\$17,682.00	\$9,823.00	OHS3L
19	\$18,225.00	\$10,125.00	OHS3L
20	\$18,738.00	\$10,410.00	OHS3L
21	\$19,223.00	\$10,679.00	OHS3L
22	\$19,677.00	\$10,932.00	OHS3L
23	\$20,106.00	\$11,170.00	OHS3L
24	\$20,505.00	\$11,392.00	OHS3L
25	\$20,886.00	\$11,603.00	OHS3L
26	\$21,240.00	\$11,800.00	OHS3L
27	\$21,573.00	\$11,985.00	OHS3L
28	\$21,887.00	\$12,159.00	OHS3L
29	\$22,178.00	\$12,321.00	OHS3L
30	\$22,455.00	\$12,475.00	OHS3L

ISSUED: JUNE 16, 2011

EFFECTIVE: JULY 1, 2011

ACCESS SERVICE

23 – Metropolitan Statistical Area Access Services (Cont'd)

23.5 Rates and Charges (Cont'd)

23.5.1 BellSouth SWA Dedicated Transport (Cont'd)

23.5.1.1 Vintage Rates (Cont'd)

(B) Vintage Rates by effective date (Cont'd)

The following rates apply to Switched Transport Services installed between July 2, 2002 and May 15, 2008.

BellSouth SWA Managed Shared Network Service

DS3 Service - Flat rate per Local Channel, per Aggregation Location (Cont'd)

Zone 1 – All States (Cont'd)

<u>Quantity of DS3s Per Aggregation Location</u>	<u>12 Month Rate</u>	<u>60 Month Rate</u>	<u>USOC</u>
31	\$22,715.00	\$12,619.00	OHS3L
32	\$22,958.00	\$12,754.00	OHS3L
33	\$23,187.00	\$12,882.00	OHS3L
34	\$23,406.00	\$13,003.00	OHS3L
35	\$23,613.00	\$13,118.00	OHS3L
36	\$23,807.00	\$13,226.00	OHS3L
37	\$23,994.00	\$13,330.00	OHS3L
38	\$24,176.00	\$13,431.00	OHS3L
39	\$24,351.00	\$13,528.00	OHS3L
40	\$24,519.00	\$13,622.00	OHS3L
41	\$24,687.00	\$13,715.00	OHS3L
42	\$24,851.00	\$13,806.00	OHS3L
43	\$25,014.00	\$13,897.00	OHS3L
44	\$25,179.00	\$13,988.00	OHS3L
45	\$25,344.00	\$14,080.00	OHS3L
46	\$25,514.00	\$14,174.00	OHS3L
47	\$25,688.00	\$14,271.00	OHS3L
48	\$25,868.00	\$14,371.00	OHS3L
49	\$26,408.00	\$14,671.00	OHS3L
50	\$26,903.00	\$14,946.00	OHS3L
51	\$27,353.00	\$15,196.00	OHS3L
52	\$27,758.00	\$15,421.00	OHS3L
53	\$27,938.00	\$15,521.00	OHS3L
54	\$28,298.00	\$15,721.00	OHS3L
55	\$28,613.00	\$15,896.00	OHS3L
56	\$28,883.00	\$16,046.00	OHS3L
57	\$29,063.00	\$16,146.00	OHS3L
58	\$29,288.00	\$16,271.00	OHS3L
59	\$29,468.00	\$16,371.00	OHS3L
60	\$29,648.00	\$16,471.00	OHS3L

ISSUED: JUNE 16, 2011

EFFECTIVE: JULY 1, 2011

ACCESS SERVICE

23 – Metropolitan Statistical Area Access Services (Cont'd)

23.5 Rates and Charges (Cont'd)

23.5.1 BellSouth SWA Dedicated Transport (Cont'd)

23.5.1.1 Vintage Rates (Cont'd)

(B) Vintage Rates by effective date (Cont'd)

The following rates apply to Switched Transport Services installed between July 2, 2002 and May 15, 2008.

BellSouth SWA Managed Shared Network Service

DS3 Service - Flat rate per Local Channel, per Aggregation Location (Cont'd)

Zone 1 – All States (Cont'd)

<u>Quantity of DS3s Per Aggregation Location</u>	<u>12 Month Rate</u>	<u>60 Month Rate</u>	<u>USOC</u>
61	\$30,280.00	\$16,820.00	OHS3L
62	\$30,910.00	\$17,170.00	OHS3L
63	\$31,540.00	\$17,520.00	OHS3L
64	\$32,170.00	\$17,870.00	OHS3L
65	\$32,800.00	\$18,220.00	OHS3L
66	\$33,430.00	\$18,570.00	OHS3L
67	\$34,060.00	\$18,920.00	OHS3L
68	\$34,690.00	\$19,270.00	OHS3L
69	\$35,320.00	\$19,620.00	OHS3L
70	\$35,950.00	\$19,970.00	OHS3L
71	\$36,580.00	\$20,320.00	OHS3L
72	\$37,210.00	\$20,670.00	OHS3L
73	\$37,840.00	\$21,020.00	OHS3L
74	\$38,470.00	\$21,370.00	OHS3L
75	\$39,100.00	\$21,720.00	OHS3L
76	\$39,730.00	\$22,070.00	OHS3L
77	\$40,360.00	\$22,420.00	OHS3L
78	\$40,990.00	\$22,770.00	OHS3L
79	\$41,620.00	\$23,120.00	OHS3L
80	\$42,250.00	\$23,470.00	OHS3L
81	\$42,880.00	\$23,820.00	OHS3L
82	\$43,510.00	\$24,170.00	OHS3L
83	\$44,140.00	\$24,520.00	OHS3L
84	\$44,770.00	\$24,870.00	OHS3L
85	\$45,400.00	\$25,220.00	OHS3L
86	\$46,030.00	\$25,570.00	OHS3L
87	\$46,660.00	\$25,920.00	OHS3L
88	\$47,290.00	\$26,270.00	OHS3L
89	\$47,920.00	\$26,620.00	OHS3L
90	\$48,550.00	\$26,970.00	OHS3L

ISSUED: JUNE 16, 2011

EFFECTIVE: JULY 1, 2011

ACCESS SERVICE

23 – Metropolitan Statistical Area Access Services (Cont'd)

23.5 Rates and Charges (Cont'd)

23.5.1 BellSouth SWA Dedicated Transport (Cont'd)

23.5.1.1 Vintage Rates (Cont'd)

(B) Vintage Rates by effective date (Cont'd)

The following rates apply to Switched Transport Services installed between July 2, 2002 and May 15, 2008.

BellSouth SWA Managed Shared Network Service

DS3 Service - Flat rate per Local Channel, per Aggregation Location (Cont'd)

Zone 1 – All States (Cont'd)

<u>Quantity of DS3s Per Aggregation Location</u>	<u>12 Month Rate</u>	<u>60 Month Rate</u>	<u>USOC</u>
91	\$49,180.00	\$27,320.00	OHS3L
92	\$49,810.00	\$27,670.00	OHS3L
93	\$50,440.00	\$28,020.00	OHS3L
94	\$51,070.00	\$28,370.00	OHS3L
95	\$51,700.00	\$28,720.00	OHS3L
96	\$52,330.00	\$29,070.00	OHS3L
97	\$52,960.00	\$29,420.00	OHS3L
98	\$53,590.00	\$29,770.00	OHS3L
99	\$54,220.00	\$30,120.00	OHS3L
100	\$54,850.00	\$30,470.00	OHS3L
101	\$55,480.00	\$30,820.00	OHS3L
102	\$56,110.00	\$31,170.00	OHS3L
103	\$56,740.00	\$31,520.00	OHS3L
104	\$57,370.00	\$31,870.00	OHS3L
105	\$58,000.00	\$32,220.00	OHS3L
106	\$58,630.00	\$32,570.00	OHS3L
107	\$59,260.00	\$32,920.00	OHS3L
108	\$59,890.00	\$33,270.00	OHS3L
109	\$60,520.00	\$33,620.00	OHS3L
110	\$61,150.00	\$33,970.00	OHS3L
111	\$61,780.00	\$34,320.00	OHS3L
112	\$62,410.00	\$34,670.00	OHS3L
113	\$63,040.00	\$35,020.00	OHS3L
114	\$63,670.00	\$35,370.00	OHS3L
115	\$64,300.00	\$35,720.00	OHS3L
116	\$64,930.00	\$36,070.00	OHS3L
117	\$65,560.00	\$36,420.00	OHS3L
118	\$66,190.00	\$36,770.00	OHS3L
119	\$66,820.00	\$37,120.00	OHS3L
120	\$67,450.00	\$37,470.00	OHS3L

ISSUED: JUNE 16, 2011

EFFECTIVE: JULY 1, 2011

ACCESS SERVICE

23 – Metropolitan Statistical Area Access Services (Cont'd)

23.5 Rates and Charges (Cont'd)

23.5.1 BellSouth SWA Dedicated Transport (Cont'd)

23.5.1.1 Vintage Rates (Cont'd)

(B) Vintage Rates by effective date (Cont'd)

The following rates apply to Switched Transport Services installed between July 2, 2002 and May 15, 2008.

BellSouth SWA Managed Shared Network Service

DS3 Service - Flat rate per Local Channel, per Aggregation Location (Cont'd)

Zone 1 – All States (Cont'd)

<u>Quantity of DS3s Per Aggregation Location</u>	<u>12 Month Rate</u>	<u>60 Month Rate</u>	<u>USOC</u>
121	\$68,080.00	\$37,820.00	OHS3L
122	\$68,710.00	\$38,170.00	OHS3L
123	\$69,340.00	\$38,520.00	OHS3L
124	\$69,970.00	\$38,870.00	OHS3L
125	\$70,600.00	\$39,220.00	OHS3L
126	\$71,230.00	\$39,570.00	OHS3L
127	\$71,860.00	\$39,920.00	OHS3L
128	\$72,490.00	\$40,270.00	OHS3L
129	\$73,120.00	\$40,620.00	OHS3L
130	\$73,750.00	\$40,970.00	OHS3L
131	\$74,380.00	\$41,320.00	OHS3L
132	\$75,010.00	\$41,670.00	OHS3L
133	\$75,640.00	\$42,020.00	OHS3L
134	\$76,270.00	\$42,370.00	OHS3L
135	\$76,900.00	\$42,720.00	OHS3L
136	\$77,530.00	\$43,070.00	OHS3L
137	\$78,160.00	\$43,420.00	OHS3L
138	\$78,790.00	\$43,770.00	OHS3L
139	\$79,420.00	\$44,120.00	OHS3L
140	\$80,050.00	\$44,470.00	OHS3L
141	\$80,680.00	\$44,820.00	OHS3L
142	\$81,310.00	\$45,170.00	OHS3L
143	\$81,940.00	\$45,520.00	OHS3L
144	\$82,570.00	\$45,870.00	OHS3L
145	\$83,200.00	\$46,220.00	OHS3L
146	\$83,830.00	\$46,570.00	OHS3L
147	\$84,460.00	\$46,920.00	OHS3L
148	\$85,090.00	\$47,270.00	OHS3L
149	\$85,720.00	\$47,620.00	OHS3L
150	\$86,350.00	\$47,970.00	OHS3L

ISSUED: JUNE 16, 2011

EFFECTIVE: JULY 1, 2011

ACCESS SERVICE

23 – Metropolitan Statistical Area Access Services (Cont'd)

23.5 Rates and Charges (Cont'd)

23.5.1 BellSouth SWA Dedicated Transport (Cont'd)

23.5.1.1 Vintage Rates (Cont'd)

(B) Vintage Rates by effective date (Cont'd)

The following rates apply to Switched Transport Services installed between July 2, 2002 and May 15, 2008.

BellSouth SWA Managed Shared Network Service

DS3 Service - Flat rate per Local Channel, per Aggregation Location (Cont'd)

Zone 1 – All States (Cont'd)

<u>Quantity of DS3s Per Aggregation Location</u>	<u>12 Month Rate</u>	<u>60 Month Rate</u>	<u>USOC</u>
151	\$86,980.00	\$48,320.00	OHS3L
152	\$87,610.00	\$48,670.00	OHS3L
153	\$88,240.00	\$49,020.00	OHS3L
154	\$88,870.00	\$49,370.00	OHS3L
155	\$89,500.00	\$49,720.00	OHS3L
156	\$90,130.00	\$50,070.00	OHS3L
157	\$90,760.00	\$50,420.00	OHS3L
158	\$91,390.00	\$50,770.00	OHS3L
159	\$92,020.00	\$51,120.00	OHS3L
160	\$92,650.00	\$51,470.00	OHS3L
161	\$93,280.00	\$51,820.00	OHS3L
162	\$93,910.00	\$52,170.00	OHS3L
163	\$94,540.00	\$52,520.00	OHS3L
164	\$95,170.00	\$52,870.00	OHS3L
165	\$95,800.00	\$53,220.00	OHS3L
166	\$96,430.00	\$53,570.00	OHS3L
167	\$97,060.00	\$53,920.00	OHS3L
168	\$97,690.00	\$54,270.00	OHS3L
169	\$98,320.00	\$54,620.00	OHS3L
170	\$98,950.00	\$54,970.00	OHS3L
171	\$99,580.00	\$55,320.00	OHS3L
172	\$100,210.00	\$55,670.00	OHS3L
173	\$100,840.00	\$56,020.00	OHS3L
174	\$101,470.00	\$56,370.00	OHS3L
175	\$102,100.00	\$56,720.00	OHS3L
176	\$102,730.00	\$57,070.00	OHS3L
177	\$103,360.00	\$57,420.00	OHS3L
178	\$103,990.00	\$57,770.00	OHS3L
179	\$104,620.00	\$58,120.00	OHS3L
180	\$105,250.00	\$58,470.00	OHS3L

ISSUED: JUNE 16, 2011

EFFECTIVE: JULY 1, 2011

ACCESS SERVICE

23 – Metropolitan Statistical Area Access Services (Cont'd)

23.5 Rates and Charges (Cont'd)

23.5.1 BellSouth SWA Dedicated Transport (Cont'd)

23.5.1.1 Vintage Rates (Cont'd)

(B) Vintage Rates by effective date (Cont'd)

The following rates apply to Switched Transport Services installed between July 2, 2002 and May 15, 2008.

BellSouth SWA Managed Shared Network Service

DS3 Service - Flat rate per Local Channel, per Aggregation Location (Cont'd)

Zone 1 – All States (Cont'd)

<u>Quantity of DS3s Per Aggregation Location</u>	<u>12 Month Rate</u>	<u>60 Month Rate</u>	<u>USOC</u>
181	\$105,880.00	\$58,820.00	OHS3L
182	\$106,510.00	\$59,170.00	OHS3L
183	\$107,140.00	\$59,520.00	OHS3L
184	\$107,770.00	\$59,870.00	OHS3L
185	\$108,400.00	\$60,220.00	OHS3L
186	\$109,030.00	\$60,570.00	OHS3L
187	\$109,660.00	\$60,920.00	OHS3L
188	\$110,290.00	\$61,270.00	OHS3L
189	\$110,920.00	\$61,620.00	OHS3L
190	\$111,550.00	\$61,970.00	OHS3L
191	\$112,180.00	\$62,320.00	OHS3L
192	\$112,810.00	\$62,670.00	OHS3L

ISSUED: JUNE 16, 2011

EFFECTIVE: JULY 1, 2011

ACCESS SERVICE

23 – Metropolitan Statistical Area Access Services (Cont'd)

23.5 Rates and Charges (Cont'd)

23.5.1 BellSouth SWA Dedicated Transport (Cont'd)

23.5.1.1 Vintage Rates (Cont'd)

(B) Vintage Rates by effective date (Cont'd)

The following rates apply to Switched Transport Services installed between July 2, 2002 and May 15, 2008.

BellSouth SWA Managed Shared Network Service

DS3 Service - Flat rate per Local Channel, per Aggregation Location (Cont'd)

Zone 2 – All States

<u>Quantity of DS3s Per Aggregation Location</u>	<u>12 Month Rate</u>	<u>60 Month Rate</u>	<u>USOC</u>
1	\$7,096.00	\$3,942.00	OHS3L
2	\$7,312.00	\$4,062.00	OHS3L
3	\$7,528.00	\$4,182.00	OHS3L
4	\$7,744.00	\$4,302.00	OHS3L
5	\$8,824.00	\$4,902.00	OHS3L
6	\$9,904.00	\$5,502.00	OHS3L
7	\$11,126.00	\$6,181.00	OHS3L
8	\$12,293.00	\$6,829.00	OHS3L
9	\$13,405.00	\$7,447.00	OHS3L
10	\$14,464.00	\$8,035.00	OHS3L
11	\$15,473.00	\$8,596.00	OHS3L
12	\$16,429.00	\$9,127.00	OHS3L
13	\$17,338.00	\$9,632.00	OHS3L
14	\$18,202.00	\$10,112.00	OHS3L
15	\$19,019.00	\$10,566.00	OHS3L
16	\$19,795.00	\$10,997.00	OHS3L
17	\$20,527.00	\$11,404.00	OHS3L
18	\$21,218.00	\$11,788.00	OHS3L
19	\$21,870.00	\$12,150.00	OHS3L
20	\$22,486.00	\$12,492.00	OHS3L
21	\$23,068.00	\$12,815.00	OHS3L
22	\$23,612.00	\$13,118.00	OHS3L
23	\$24,127.00	\$13,404.00	OHS3L
24	\$24,606.00	\$13,670.00	OHS3L
25	\$25,063.00	\$13,924.00	OHS3L
26	\$25,488.00	\$14,160.00	OHS3L
27	\$25,888.00	\$14,382.00	OHS3L
28	\$26,264.00	\$14,591.00	OHS3L
29	\$26,614.00	\$14,785.00	OHS3L
30	\$26,946.00	\$14,970.00	OHS3L

ISSUED: JUNE 16, 2011

EFFECTIVE: JULY 1, 2011

ACCESS SERVICE

23 – Metropolitan Statistical Area Access Services (Cont'd)

23.5 Rates and Charges (Cont'd)

23.5.1 BellSouth SWA Dedicated Transport (Cont'd)

23.5.1.1 Vintage Rates (Cont'd)

(B) Vintage Rates by effective date (Cont'd)

The following rates apply to Switched Transport Services installed between July 2, 2002 and May 15, 2008.

BellSouth SWA Managed Shared Network Service (Cont'd)

DS3 Service - Flat rate per Local Channel, per Aggregation Location (Cont'd)

Zone 2 – All States (Cont'd)

<u>Quantity of DS3s Per Aggregation Location</u>	<u>12 Month Rate</u>	<u>60 Month Rate</u>	<u>USOC</u>
31	\$27,258.00	\$15,143.00	OHS3L
32	\$27,550.00	\$15,305.00	OHS3L
33	\$27,824.00	\$15,458.00	OHS3L
34	\$28,087.00	\$15,604.00	OHS3L
35	\$28,336.00	\$15,742.00	OHS3L
36	\$28,568.00	\$15,871.00	OHS3L
37	\$28,793.00	\$15,996.00	OHS3L
38	\$29,011.00	\$16,117.00	OHS3L
39	\$29,221.00	\$16,234.00	OHS3L
40	\$29,423.00	\$16,346.00	OHS3L
41	\$29,624.00	\$16,458.00	OHS3L
42	\$29,821.00	\$16,567.00	OHS3L
43	\$30,017.00	\$16,676.00	OHS3L
44	\$30,215.00	\$16,786.00	OHS3L
45	\$30,413.00	\$16,896.00	OHS3L
46	\$30,617.00	\$17,009.00	OHS3L
47	\$30,826.00	\$17,125.00	OHS3L
48	\$31,042.00	\$17,245.00	OHS3L
49	\$31,690.00	\$17,605.00	OHS3L
50	\$32,284.00	\$17,935.00	OHS3L
51	\$32,824.00	\$18,235.00	OHS3L
52	\$33,310.00	\$18,505.00	OHS3L
53	\$33,526.00	\$18,625.00	OHS3L
54	\$33,958.00	\$18,865.00	OHS3L
55	\$34,336.00	\$19,075.00	OHS3L
56	\$34,660.00	\$19,255.00	OHS3L
57	\$34,876.00	\$19,375.00	OHS3L
58	\$35,146.00	\$19,525.00	OHS3L
59	\$35,362.00	\$19,645.00	OHS3L
60	\$35,578.00	\$19,765.00	OHS3L

ISSUED: JUNE 16, 2011

EFFECTIVE: JULY 1, 2011

ACCESS SERVICE

23 – Metropolitan Statistical Area Access Services (Cont'd)

23.5 Rates and Charges (Cont'd)

23.5.1 BellSouth SWA Dedicated Transport (Cont'd)

23.5.1.1 Vintage Rates (Cont'd)

(B) Vintage Rates by effective date (Cont'd)

The following rates apply to Switched Transport Services installed between July 2, 2002 and May 15, 2008.

BellSouth SWA Managed Shared Network Service

DS3 Service - Flat rate per Local Channel, per Aggregation Location (Cont'd)

Zone 2 – All States (Cont'd)

<u>Quantity of DS3s Per Aggregation Location</u>	<u>12 Month Rate</u>	<u>60 Month Rate</u>	<u>USOC</u>
61	\$36,335.00	\$20,185.00	OHS3L
62	\$37,090.00	\$20,605.00	OHS3L
63	\$37,845.00	\$21,025.00	OHS3L
64	\$38,600.00	\$21,445.00	OHS3L
65	\$39,355.00	\$21,865.00	OHS3L
66	\$40,110.00	\$22,285.00	OHS3L
67	\$40,865.00	\$22,705.00	OHS3L
68	\$41,620.00	\$23,125.00	OHS3L
69	\$42,375.00	\$23,545.00	OHS3L
70	\$43,130.00	\$23,965.00	OHS3L
71	\$43,885.00	\$24,385.00	OHS3L
72	\$44,640.00	\$24,805.00	OHS3L
73	\$45,395.00	\$25,225.00	OHS3L
74	\$46,150.00	\$25,645.00	OHS3L
75	\$46,905.00	\$26,065.00	OHS3L
76	\$47,660.00	\$26,485.00	OHS3L
77	\$48,415.00	\$26,905.00	OHS3L
78	\$49,170.00	\$27,325.00	OHS3L
79	\$49,925.00	\$27,745.00	OHS3L
80	\$50,680.00	\$28,165.00	OHS3L
81	\$51,435.00	\$28,585.00	OHS3L
82	\$52,190.00	\$29,005.00	OHS3L
83	\$52,945.00	\$29,425.00	OHS3L
84	\$53,700.00	\$29,845.00	OHS3L
85	\$54,455.00	\$30,265.00	OHS3L
86	\$55,210.00	\$30,685.00	OHS3L
87	\$55,965.00	\$31,105.00	OHS3L
88	\$56,720.00	\$31,525.00	OHS3L
89	\$57,475.00	\$31,945.00	OHS3L
90	\$58,230.00	\$32,365.00	OHS3L

ISSUED: JUNE 16, 2011

EFFECTIVE: JULY 1, 2011

ACCESS SERVICE

23 – Metropolitan Statistical Area Access Services (Cont'd)

23.5 Rates and Charges (Cont'd)

23.5.1 BellSouth SWA Dedicated Transport (Cont'd)

23.5.1.1 Vintage Rates (Cont'd)

(B) Vintage Rates by effective date (Cont'd)

The following rates apply to Switched Transport Services installed between July 2, 2002 and May 15, 2008.

BellSouth SWA Managed Shared Network Service

DS3 Service - Flat rate per Local Channel, per Aggregation Location (Cont'd)

Zone 2 – All States (Cont'd)

<u>Quantity of DS3s Per Aggregation Location</u>	<u>12 Month Rate</u>	<u>60 Month Rate</u>	<u>USOC</u>
91	\$58,985.00	\$32,785.00	OHS3L
92	\$59,740.00	\$33,205.00	OHS3L
93	\$60,495.00	\$33,625.00	OHS3L
94	\$61,250.00	\$34,045.00	OHS3L
95	\$62,005.00	\$34,465.00	OHS3L
96	\$62,760.00	\$34,885.00	OHS3L
97	\$63,515.00	\$35,305.00	OHS3L
98	\$64,270.00	\$35,725.00	OHS3L
99	\$65,025.00	\$36,145.00	OHS3L
100	\$65,780.00	\$36,565.00	OHS3L
101	\$66,535.00	\$36,985.00	OHS3L
102	\$67,290.00	\$37,405.00	OHS3L
103	\$68,045.00	\$37,825.00	OHS3L
104	\$68,800.00	\$38,245.00	OHS3L
105	\$69,555.00	\$38,665.00	OHS3L
106	\$70,310.00	\$39,085.00	OHS3L
107	\$71,065.00	\$39,505.00	OHS3L
108	\$71,820.00	\$39,925.00	OHS3L
109	\$72,575.00	\$40,345.00	OHS3L
110	\$73,330.00	\$40,765.00	OHS3L
111	\$74,085.00	\$41,185.00	OHS3L
112	\$74,840.00	\$41,605.00	OHS3L
113	\$75,595.00	\$42,025.00	OHS3L
114	\$76,350.00	\$42,445.00	OHS3L
115	\$77,105.00	\$42,865.00	OHS3L
116	\$77,860.00	\$43,285.00	OHS3L
117	\$78,615.00	\$43,705.00	OHS3L
118	\$79,370.00	\$44,125.00	OHS3L
119	\$80,125.00	\$44,545.00	OHS3L
120	\$80,880.00	\$44,965.00	OHS3L

ISSUED: JUNE 16, 2011

EFFECTIVE: JULY 1, 2011

ACCESS SERVICE

23 – Metropolitan Statistical Area Access Services (Cont'd)

23.5 Rates and Charges (Cont'd)

23.5.1 BellSouth SWA Dedicated Transport (Cont'd)

23.5.1.1 Vintage Rates (Cont'd)

(B) Vintage Rates by effective date (Cont'd)

The following rates apply to Switched Transport Services installed between July 2, 2002 and May 15, 2008.

BellSouth SWA Managed Shared Network Service

DS3 Service - Flat rate per Local Channel, per Aggregation Location (Cont'd)

Zone 2 – All States (Cont'd)

<u>Quantity of DS3s Per Aggregation Location</u>	<u>12 Month Rate</u>	<u>60 Month Rate</u>	<u>USOC</u>
121	\$81,635.00	\$45,385.00	OHS3L
122	\$82,390.00	\$45,805.00	OHS3L
123	\$83,145.00	\$46,225.00	OHS3L
124	\$83,900.00	\$46,645.00	OHS3L
125	\$84,655.00	\$47,065.00	OHS3L
126	\$85,410.00	\$47,485.00	OHS3L
127	\$86,165.00	\$47,905.00	OHS3L
128	\$86,920.00	\$48,325.00	OHS3L
129	\$87,675.00	\$48,745.00	OHS3L
130	\$88,430.00	\$49,165.00	OHS3L
131	\$89,185.00	\$49,585.00	OHS3L
132	\$89,940.00	\$50,005.00	OHS3L
133	\$90,695.00	\$50,425.00	OHS3L
134	\$91,450.00	\$50,845.00	OHS3L
135	\$92,205.00	\$51,265.00	OHS3L
136	\$92,960.00	\$51,685.00	OHS3L
137	\$93,715.00	\$52,105.00	OHS3L
138	\$94,470.00	\$52,525.00	OHS3L
139	\$95,225.00	\$52,945.00	OHS3L
140	\$95,980.00	\$53,365.00	OHS3L
141	\$96,735.00	\$53,785.00	OHS3L
142	\$97,490.00	\$54,205.00	OHS3L
143	\$98,245.00	\$54,625.00	OHS3L
144	\$99,000.00	\$55,045.00	OHS3L
145	\$99,840.00	\$55,470.00	OHS3L
146	\$100,600.00	\$55,890.00	OHS3L
147	\$101,360.00	\$56,310.00	OHS3L
148	\$102,110.00	\$56,730.00	OHS3L
149	\$102,870.00	\$57,150.00	OHS3L
150	\$103,620.00	\$57,570.00	OHS3L

ISSUED: JUNE 16, 2011

EFFECTIVE: JULY 1, 2011

ACCESS SERVICE

23 – Metropolitan Statistical Area Access Services (Cont'd)

23.5 Rates and Charges (Cont'd)

23.5.1 BellSouth SWA Dedicated Transport (Cont'd)

23.5.1.1 Vintage Rates (Cont'd)

(B) Vintage Rates by effective date (Cont'd)

The following rates apply to Switched Transport Services installed between July 2, 2002 and May 15, 2008.

BellSouth SWA Managed Shared Network Service

DS3 Service - Flat rate per Local Channel, per Aggregation Location (Cont'd)

Zone 2 – All States (Cont'd)

<u>Quantity of DS3s Per Aggregation Location</u>	<u>12 Month Rate</u>	<u>60 Month Rate</u>	<u>USOC</u>
151	\$104,380.00	\$57,990.00	OHS3L
152	\$105,140.00	\$58,410.00	OHS3L
153	\$105,890.00	\$58,830.00	OHS3L
154	\$106,650.00	\$59,250.00	OHS3L
155	\$107,400.00	\$59,670.00	OHS3L
156	\$108,160.00	\$60,090.00	OHS3L
157	\$108,920.00	\$60,510.00	OHS3L
158	\$109,670.00	\$60,930.00	OHS3L
159	\$110,430.00	\$61,350.00	OHS3L
160	\$111,180.00	\$61,770.00	OHS3L
161	\$111,940.00	\$62,190.00	OHS3L
162	\$112,700.00	\$62,610.00	OHS3L
163	\$113,450.00	\$63,030.00	OHS3L
164	\$114,210.00	\$63,450.00	OHS3L
165	\$114,960.00	\$63,870.00	OHS3L
166	\$115,720.00	\$64,290.00	OHS3L
167	\$116,480.00	\$64,710.00	OHS3L
168	\$117,230.00	\$65,130.00	OHS3L
169	\$117,990.00	\$65,550.00	OHS3L
170	\$118,740.00	\$65,970.00	OHS3L
171	\$119,500.00	\$66,390.00	OHS3L
172	\$120,260.00	\$66,810.00	OHS3L
173	\$121,010.00	\$67,230.00	OHS3L
174	\$121,770.00	\$67,650.00	OHS3L
175	\$122,520.00	\$68,070.00	OHS3L
176	\$123,280.00	\$68,490.00	OHS3L
177	\$124,040.00	\$68,910.00	OHS3L
178	\$124,790.00	\$69,330.00	OHS3L
179	\$125,550.00	\$69,750.00	OHS3L
180	\$126,300.00	\$70,170.00	OHS3L

ISSUED: JUNE 16, 2011

EFFECTIVE: JULY 1, 2011

ACCESS SERVICE

23 – Metropolitan Statistical Area Access Services (Cont'd)

23.5 Rates and Charges (Cont'd)

23.5.1 BellSouth SWA Dedicated Transport (Cont'd)

23.5.1.1 Vintage Rates (Cont'd)

(B) Vintage Rates by effective date (Cont'd)

The following rates apply to Switched Transport Services installed between July 2, 2002 and May 15, 2008.

BellSouth SWA Managed Shared Network Service

DS3 Service - Flat rate per Local Channel, per Aggregation Location (Cont'd)

Zone 2 – All States (Cont'd)

<u>Quantity of DS3s Per Aggregation Location</u>	<u>12 Month Rate</u>	<u>60 Month Rate</u>	<u>USOC</u>
181	\$127,060.00	\$70,590.00	OHS3L
182	\$127,820.00	\$71,010.00	OHS3L
183	\$128,570.00	\$71,430.00	OHS3L
184	\$129,330.00	\$71,850.00	OHS3L
185	\$130,080.00	\$72,270.00	OHS3L
186	\$130,840.00	\$72,690.00	OHS3L
187	\$131,600.00	\$73,110.00	OHS3L
188	\$132,350.00	\$73,530.00	OHS3L
189	\$133,110.00	\$73,950.00	OHS3L
190	\$133,860.00	\$74,370.00	OHS3L
191	\$134,620.00	\$74,790.00	OHS3L
192	\$135,380.00	\$75,210.00	OHS3L

ISSUED: JUNE 16, 2011

EFFECTIVE: JULY 1, 2011

ACCESS SERVICE

23 – Metropolitan Statistical Area Access Services (Cont'd)

23.5 Rates and Charges (Cont'd)

23.5.1 BellSouth SWA Dedicated Transport (Cont'd)

23.5.1.1 Vintage Rates (Cont'd)

(B) Vintage Rates by effective date (Cont'd)

The following rates apply to Switched Transport Services installed between July 2, 2002 and May 15, 2008.

BellSouth SWA Managed Shared Network Service

DS3 Service - Flat rate per Local Channel, per Aggregation Location (Cont'd)

Zone 3 – All States

<u>Quantity of DS3s Per Aggregation Location</u>	<u>12 Month Rate</u>	<u>60 Month Rate</u>	<u>USOC</u>
1	\$8,515.00	\$4,730.00	OHS3L
2	\$8,774.00	\$4,874.00	OHS3L
3	\$9,034.00	\$5,018.00	OHS3L
4	\$9,293.00	\$5,162.00	OHS3L
5	\$10,589.00	\$5,882.00	OHS3L
6	\$11,885.00	\$6,602.00	OHS3L
7	\$13,351.00	\$7,417.00	OHS3L
8	\$14,752.00	\$8,195.00	OHS3L
9	\$16,086.00	\$8,936.00	OHS3L
10	\$17,357.00	\$9,642.00	OHS3L
11	\$18,568.00	\$10,315.00	OHS3L
12	\$19,715.00	\$10,952.00	OHS3L
13	\$20,806.00	\$11,558.00	OHS3L
14	\$21,842.00	\$12,134.00	OHS3L
15	\$22,823.00	\$12,679.00	OHS3L
16	\$23,754.00	\$13,196.00	OHS3L
17	\$24,632.00	\$13,685.00	OHS3L
18	\$25,462.00	\$14,146.00	OHS3L
19	\$26,244.00	\$14,580.00	OHS3L
20	\$26,983.00	\$14,990.00	OHS3L
21	\$27,682.00	\$15,378.00	OHS3L
22	\$28,334.00	\$15,742.00	OHS3L
23	\$28,952.00	\$16,085.00	OHS3L
24	\$29,527.00	\$16,404.00	OHS3L
25	\$30,076.00	\$16,709.00	OHS3L
26	\$30,586.00	\$16,992.00	OHS3L
27	\$31,066.00	\$17,258.00	OHS3L
28	\$31,517.00	\$17,509.00	OHS3L
29	\$31,937.00	\$17,742.00	OHS3L
30	\$32,335.00	\$17,964.00	OHS3L

ISSUED: JUNE 16, 2011

EFFECTIVE: JULY 1, 2011

ACCESS SERVICE

23 – Metropolitan Statistical Area Access Services (Cont'd)

23.5 Rates and Charges (Cont'd)

23.5.1 BellSouth SWA Dedicated Transport (Cont'd)

23.5.1.1 Vintage Rates (Cont'd)

(B) Vintage Rates by effective date (Cont'd)

The following rates apply to Switched Transport Services installed between July 2, 2002 and May 15, 2008.

BellSouth SWA Managed Shared Network Service

DS3 Service - Flat rate per Local Channel, per Aggregation Location (Cont'd)

Zone 3 – All States (Cont'd)

<u>Quantity of DS3s Per Aggregation Location</u>	<u>12 Month Rate</u>	<u>60 Month Rate</u>	<u>USOC</u>
31	\$32,710.00	\$18,172.00	OHS3L
32	\$33,060.00	\$18,366.00	OHS3L
33	\$33,389.00	\$18,550.00	OHS3L
34	\$33,704.00	\$18,725.00	OHS3L
35	\$34,003.00	\$18,890.00	OHS3L
36	\$34,282.00	\$19,045.00	OHS3L
37	\$34,552.00	\$19,195.00	OHS3L
38	\$34,813.00	\$19,340.00	OHS3L
39	\$35,065.00	\$19,481.00	OHS3L
40	\$35,308.00	\$19,615.00	OHS3L
41	\$35,549.00	\$19,750.00	OHS3L
42	\$35,785.00	\$19,880.00	OHS3L
43	\$36,020.00	\$20,011.00	OHS3L
44	\$36,258.00	\$20,143.00	OHS3L
45	\$36,496.00	\$20,275.00	OHS3L
46	\$36,740.00	\$20,411.00	OHS3L
47	\$36,991.00	\$20,550.00	OHS3L
48	\$37,250.00	\$20,694.00	OHS3L
49	\$38,028.00	\$21,126.00	OHS3L
50	\$38,741.00	\$21,522.00	OHS3L
51	\$39,389.00	\$21,882.00	OHS3L
52	\$39,972.00	\$22,206.00	OHS3L
53	\$40,231.00	\$22,350.00	OHS3L
54	\$40,750.00	\$22,638.00	OHS3L
55	\$41,203.00	\$22,890.00	OHS3L
56	\$41,592.00	\$23,106.00	OHS3L
57	\$41,851.00	\$23,250.00	OHS3L
58	\$42,175.00	\$23,430.00	OHS3L
59	\$42,434.00	\$23,574.00	OHS3L
60	\$42,694.00	\$23,718.00	OHS3L

ISSUED: JUNE 16, 2011

EFFECTIVE: JULY 1, 2011

ACCESS SERVICE

23 – Metropolitan Statistical Area Access Services (Cont'd)

23.5 Rates and Charges (Cont'd)

23.5.1 BellSouth SWA Dedicated Transport (Cont'd)

23.5.1.1 Vintage Rates (Cont'd)

(B) Vintage Rates by effective date (Cont'd)

The following rates apply to Switched Transport Services installed between July 2, 2002 and May 15, 2008.

BellSouth SWA Managed Shared Network Service

DS3 Service - Flat rate per Local Channel, per Aggregation Location (Cont'd)

Zone 3 – All States (Cont'd)

<u>Quantity of DS3s Per Aggregation Location</u>	<u>12 Month Rate</u>	<u>60 Month Rate</u>	<u>USOC</u>
61	\$43,605.00	\$24,225.00	OHS3L
62	\$44,515.00	\$24,730.00	OHS3L
63	\$45,425.00	\$25,235.00	OHS3L
64	\$46,335.00	\$25,740.00	OHS3L
65	\$47,245.00	\$26,245.00	OHS3L
66	\$48,155.00	\$26,750.00	OHS3L
67	\$49,065.00	\$27,255.00	OHS3L
68	\$49,975.00	\$27,760.00	OHS3L
69	\$50,885.00	\$28,265.00	OHS3L
70	\$51,795.00	\$28,770.00	OHS3L
71	\$52,705.00	\$29,275.00	OHS3L
72	\$53,615.00	\$29,780.00	OHS3L
73	\$54,525.00	\$30,285.00	OHS3L
74	\$55,435.00	\$30,790.00	OHS3L
75	\$56,345.00	\$31,295.00	OHS3L
76	\$57,255.00	\$31,800.00	OHS3L
77	\$58,165.00	\$32,305.00	OHS3L
78	\$59,075.00	\$32,810.00	OHS3L
79	\$59,985.00	\$33,315.00	OHS3L
80	\$60,895.00	\$33,820.00	OHS3L
81	\$61,805.00	\$34,325.00	OHS3L
82	\$62,715.00	\$34,830.00	OHS3L
83	\$63,625.00	\$35,335.00	OHS3L
84	\$64,535.00	\$35,840.00	OHS3L
85	\$65,445.00	\$36,345.00	OHS3L
86	\$66,355.00	\$36,850.00	OHS3L
87	\$67,265.00	\$37,355.00	OHS3L
88	\$68,175.00	\$37,860.00	OHS3L
89	\$69,085.00	\$38,365.00	OHS3L
90	\$69,995.00	\$38,870.00	OHS3L

ISSUED: JUNE 16, 2011

EFFECTIVE: JULY 1, 2011

ACCESS SERVICE

23 – Metropolitan Statistical Area Access Services (Cont'd)

23.5 Rates and Charges (Cont'd)

23.5.1 BellSouth SWA Dedicated Transport (Cont'd)

23.5.1.1 Vintage Rates (Cont'd)

(B) Vintage Rates by effective date (Cont'd)

The following rates apply to Switched Transport Services installed between July 2, 2002 and May 15, 2008.

BellSouth SWA Managed Shared Network Service

DS3 Service - Flat rate per Local Channel, per Aggregation Location (Cont'd)

Zone 3 – All States (Cont'd)

<u>Quantity of DS3s Per Aggregation Location</u>	<u>12 Month Rate</u>	<u>60 Month Rate</u>	<u>USOC</u>
91	\$70,905.00	\$39,375.00	OHS3L
92	\$71,815.00	\$39,880.00	OHS3L
93	\$72,725.00	\$40,385.00	OHS3L
94	\$73,635.00	\$40,890.00	OHS3L
95	\$74,545.00	\$41,395.00	OHS3L
96	\$75,455.00	\$41,900.00	OHS3L
97	\$76,365.00	\$42,405.00	OHS3L
98	\$77,275.00	\$42,910.00	OHS3L
99	\$78,185.00	\$43,415.00	OHS3L
100	\$79,095.00	\$43,920.00	OHS3L
101	\$80,005.00	\$44,425.00	OHS3L
102	\$80,915.00	\$44,930.00	OHS3L
103	\$81,825.00	\$45,435.00	OHS3L
104	\$82,735.00	\$45,940.00	OHS3L
105	\$83,645.00	\$46,445.00	OHS3L
106	\$84,555.00	\$46,950.00	OHS3L
107	\$85,465.00	\$47,455.00	OHS3L
108	\$86,375.00	\$47,960.00	OHS3L
109	\$87,285.00	\$48,465.00	OHS3L
110	\$88,195.00	\$48,970.00	OHS3L
111	\$89,105.00	\$49,475.00	OHS3L
112	\$90,015.00	\$49,980.00	OHS3L
113	\$90,925.00	\$50,485.00	OHS3L
114	\$91,835.00	\$50,990.00	OHS3L
115	\$92,745.00	\$51,495.00	OHS3L
116	\$93,655.00	\$52,000.00	OHS3L
117	\$94,565.00	\$52,505.00	OHS3L
118	\$95,475.00	\$53,010.00	OHS3L
119	\$96,385.00	\$53,515.00	OHS3L
120	\$97,295.00	\$54,020.00	OHS3L

ISSUED: JUNE 16, 2011

EFFECTIVE: JULY 1, 2011

ACCESS SERVICE

23 – Metropolitan Statistical Area Access Services (Cont'd)

23.5 Rates and Charges (Cont'd)

23.5.1 BellSouth SWA Dedicated Transport (Cont'd)

23.5.1.1 Vintage Rates (Cont'd)

(B) Vintage Rates by effective date (Cont'd)

The following rates apply to Switched Transport Services installed between July 2, 2002 and May 15, 2008.

BellSouth SWA Managed Shared Network Service

DS3 Service - Flat rate per Local Channel, per Aggregation Location (Cont'd)

Zone 3 – All States (Cont'd)

<u>Quantity of DS3s Per Aggregation Location</u>	<u>12 Month Rate</u>	<u>60 Month Rate</u>	<u>USOC</u>
121	\$98,205.00	\$54,525.00	OHS3L
122	\$99,115.00	\$55,030.00	OHS3L
123	\$100,025.00	\$55,535.00	OHS3L
124	\$100,935.00	\$56,040.00	OHS3L
125	\$101,845.00	\$56,545.00	OHS3L
126	\$102,755.00	\$57,050.00	OHS3L
127	\$103,665.00	\$57,555.00	OHS3L
128	\$104,575.00	\$58,060.00	OHS3L
129	\$105,485.00	\$58,565.00	OHS3L
130	\$106,395.00	\$59,070.00	OHS3L
131	\$107,305.00	\$59,575.00	OHS3L
132	\$108,215.00	\$60,080.00	OHS3L
133	\$109,125.00	\$60,585.00	OHS3L
134	\$110,035.00	\$61,090.00	OHS3L
135	\$110,945.00	\$61,595.00	OHS3L
136	\$111,855.00	\$62,100.00	OHS3L
137	\$112,765.00	\$62,605.00	OHS3L
138	\$113,675.00	\$63,110.00	OHS3L
139	\$114,585.00	\$63,615.00	OHS3L
140	\$115,495.00	\$64,120.00	OHS3L
141	\$116,405.00	\$64,625.00	OHS3L
142	\$117,315.00	\$65,130.00	OHS3L
143	\$118,225.00	\$65,635.00	OHS3L
144	\$119,135.00	\$66,140.00	OHS3L
145	\$119,810.00	\$66,560.00	OHS3L
146	\$120,720.00	\$67,070.00	OHS3L
147	\$121,630.00	\$67,570.00	OHS3L
148	\$122,530.00	\$68,080.00	OHS3L
149	\$123,440.00	\$68,580.00	OHS3L
150	\$124,340.00	\$69,080.00	OHS3L

ISSUED: JUNE 16, 2011

EFFECTIVE: JULY 1, 2011

ACCESS SERVICE

23 – Metropolitan Statistical Area Access Services (Cont'd)

23.5 Rates and Charges (Cont'd)

23.5.1 BellSouth SWA Dedicated Transport (Cont'd)

23.5.1.1 Vintage Rates (Cont'd)

(B) Vintage Rates by effective date (Cont'd)

The following rates apply to Switched Transport Services installed between July 2, 2002 and May 15, 2008.

BellSouth SWA Managed Shared Network Service

DS3 Service - Flat rate per Local Channel, per Aggregation Location (Cont'd)

Zone 3 – All States (Cont'd)

<u>Quantity of DS3s Per Aggregation Location</u>	<u>12 Month Rate</u>	<u>60 Month Rate</u>	<u>USOC</u>
151	\$125,260.00	\$69,590.00	OHS3L
152	\$126,170.00	\$70,090.00	OHS3L
153	\$127,070.00	\$70,600.00	OHS3L
154	\$127,980.00	\$71,100.00	OHS3L
155	\$128,880.00	\$71,600.00	OHS3L
156	\$129,790.00	\$72,110.00	OHS3L
157	\$130,700.00	\$72,610.00	OHS3L
158	\$131,600.00	\$73,120.00	OHS3L
159	\$132,520.00	\$73,620.00	OHS3L
160	\$133,420.00	\$74,120.00	OHS3L
161	\$134,330.00	\$74,630.00	OHS3L
162	\$135,240.00	\$75,130.00	OHS3L
163	\$136,140.00	\$75,640.00	OHS3L
164	\$137,050.00	\$76,140.00	OHS3L
165	\$137,950.00	\$76,640.00	OHS3L
166	\$138,860.00	\$77,150.00	OHS3L
167	\$139,780.00	\$77,650.00	OHS3L
168	\$140,680.00	\$78,160.00	OHS3L
169	\$141,590.00	\$78,660.00	OHS3L
170	\$142,490.00	\$79,160.00	OHS3L
171	\$143,400.00	\$79,670.00	OHS3L
172	\$144,310.00	\$80,170.00	OHS3L
173	\$145,210.00	\$80,680.00	OHS3L
174	\$146,120.00	\$81,180.00	OHS3L
175	\$147,020.00	\$81,680.00	OHS3L
176	\$147,940.00	\$82,190.00	OHS3L
177	\$148,850.00	\$82,690.00	OHS3L
178	\$149,750.00	\$83,200.00	OHS3L
179	\$150,660.00	\$83,700.00	OHS3L
180	\$151,560.00	\$84,200.00	OHS3L

ISSUED: JUNE 16, 2011

EFFECTIVE: JULY 1, 2011

ACCESS SERVICE

23 – Metropolitan Statistical Area Access Services (Cont'd)

23.5 Rates and Charges (Cont'd)

23.5.1 BellSouth SWA Dedicated Transport (Cont'd)

23.5.1.1 Vintage Rates (Cont'd)

(B) Vintage Rates by effective date (Cont'd)

The following rates apply to Switched Transport Services installed between July 2, 2002 and May 15, 2008.

BellSouth SWA Managed Shared Network Service

DS3 Service - Flat rate per Local Channel, per Aggregation Location (Cont'd)

Zone 3 – All States (Cont'd)

<u>Quantity of DS3s Per Aggregation Location</u>	<u>12 Month Rate</u>	<u>60 Month Rate</u>	<u>USOC</u>
181	\$152,470.00	\$84,710.00	OHS3L
182	\$153,380.00	\$85,210.00	OHS3L
183	\$154,280.00	\$85,720.00	OHS3L
184	\$155,200.00	\$86,220.00	OHS3L
185	\$156,100.00	\$86,720.00	OHS3L
186	\$157,010.00	\$87,230.00	OHS3L
187	\$157,920.00	\$87,730.00	OHS3L
188	\$158,820.00	\$88,240.00	OHS3L
189	\$159,730.00	\$88,740.00	OHS3L
190	\$160,630.00	\$89,240.00	OHS3L
191	\$161,540.00	\$89,750.00	OHS3L
192	\$162,460.00	\$90,250.00	OHS3L

ISSUED: JUNE 16, 2011

EFFECTIVE: JULY 1, 2011

ACCESS SERVICE

23 – Metropolitan Statistical Area Access Services (Cont'd)

23.5 Rates and Charges (Cont'd)

23.5.1 BellSouth SWA Dedicated Transport (Cont'd)

23.5.1.1 Vintage Rates (Cont'd)

(B) Vintage Rates by effective date (Cont'd)

The following rates apply to Switched Transport Services installed between July 2, 2002 and May 15, 2008.

BellSouth SWA Managed Shared Network Service
DS1 Interoffice Channel - Per DS1

Mileage Band 0 – 8: Fixed

	<u>12 Month Rate</u>	<u>60 Month Rate</u>	<u>USOC</u>
Zone 1 – All States	\$270.00	\$110.00	1L5MS
Zone 2 – All States	\$297.00	\$130.00	1L5MS
Zone 3 – All States	\$327.00	\$180.00	1L5MS

Mileage Band 0 – 8: Per Mile

	<u>12 Month Rate</u>	<u>60 Month Rate</u>	<u>USOC</u>
Zone 1 – All States	N/A	N/A	1L5MS
Zone 2 – All States	N/A	N/A	1L5MS
Zone 3 – All States	N/A	N/A	1L5MS

Mileage Band 9 – 25: Fixed

	<u>12 Month Rate</u>	<u>60 Month Rate</u>	<u>USOC</u>
Zone 1 – All States	\$450.00	\$200.00	1L5MS
Zone 2 – All States	\$495.00	\$240.00	1L5MS
Zone 3 – All States	\$545.00	\$300.00	1L5MS

Mileage Band 9 – 25: Per Mile

	<u>12 Month Rate</u>	<u>60 Month Rate</u>	<u>USOC</u>
Zone 1 – All States	N/A	N/A	1L5MS
Zone 2 – All States	N/A	N/A	1L5MS
Zone 3 – All States	N/A	N/A	1L5MS

ISSUED: JUNE 16, 2011

EFFECTIVE: JULY 1, 2011

ACCESS SERVICE

23 – Metropolitan Statistical Area Access Services (Cont'd)

23.5 Rates and Charges (Cont'd)

23.5.1 BellSouth SWA Dedicated Transport (Cont'd)

23.5.1.1 Vintage Rates (Cont'd)

(B) Vintage Rates by effective date (Cont'd)

The following rates apply to Switched Transport Services installed between July 2, 2002 and May 15, 2008.

BellSouth SWA Managed Shared Network Service
DS1 Interoffice Channel - Per DS1 (Cont'd)

Mileage Band Over 25 Miles: Fixed

	<u>12 Month Rate</u>	<u>60 Month Rate</u>	<u>USOC</u>
Zone 1 – All States	\$207.00	\$115.00	1L5MS
Zone 2 – All States	\$228.00	\$126.50	1L5MS
Zone 3 – All States	\$251.00	\$138.00	1L5MS

Mileage Band Over 25 Miles: Per Mile

	<u>12 Month Rate</u>	<u>60 Month Rate</u>	<u>USOC</u>
Zone 1 – All States	\$15.00	\$5.70	1L5MS
Zone 2 – All States	\$17.00	\$6.60	1L5MS
Zone 3 – All States	\$19.00	\$8.05	1L5MS

DS0 Interoffice Channel - Per DS0

Mileage Band 0 - 8 Miles: Fixed

	<u>12 Month Rate</u>	<u>60 Month Rate</u>	<u>USOC</u>
All Zones – All States	\$42.00	\$22.00	1L5MS

Mileage Band 0 - 8 Miles: Per Mile

	<u>12 Month Rate</u>	<u>60 Month Rate</u>	<u>USOC</u>
All Zones – All States	N/A	N/A	1L5MS

ISSUED: JUNE 16, 2011

EFFECTIVE: JULY 1, 2011

ACCESS SERVICE

23 – Metropolitan Statistical Area Access Services (Cont'd)

23.5 Rates and Charges (Cont'd)

23.5.1 BellSouth SWA Dedicated Transport (Cont'd)

23.5.1.1 Vintage Rates (Cont'd)

(B) Vintage Rates by effective date (Cont'd)

The following rates apply to Switched Transport Services installed between July 2, 2002 and May 15, 2008.

BellSouth SWA Managed Shared Network Service
DS0 Interoffice Channel - Per DS0 (Cont'd)

Mileage Band 9 - 25 Miles: Fixed

	<u>12 Month Rate</u>	<u>60 Month Rate</u>	<u>USOC</u>
All Zones – All States	\$69.00	\$38.00	1L5MS

Mileage Band 9 - 25 Miles: Per Mile

	<u>12 Month Rate</u>	<u>60 Month Rate</u>	<u>USOC</u>
All Zones – All States	N/A	N/A	1L5MS

Mileage Band Over 25 Miles: Fixed

	<u>12 Month Rate</u>	<u>60 Month Rate</u>	<u>USOC</u>
All Zones – All States	\$36.00	\$20.00	1L5MS

Mileage Band Over 25 Miles: Per Mile

	<u>12 Month Rate</u>	<u>60 Month Rate</u>	<u>USOC</u>
All Zones – All States	\$2.90	\$1.40	1L5MS

ISSUED: JUNE 16, 2011

EFFECTIVE: JULY 1, 2011

ACCESS SERVICE

23 – Metropolitan Statistical Area Access Services (Cont'd)

23.5 Rates and Charges (Cont'd)

23.5.1 BellSouth SWA Dedicated Transport (Cont'd)

23.5.1.1 Vintage Rates (Cont'd)

(B) Vintage Rates by effective date (Cont'd)

The following rates apply to Switched Transport Services installed between July 2, 2002 and May 15, 2008.

BellSouth SWA Managed Shared Network Service
DS1 and DS0 Interfaces- Per Interface

DS1

	<u>12 Month Rate</u>	<u>60 Month Rate</u>	<u>USOC</u>
Zone 1 – All States	\$63.00	\$35.00	OHS1S
Zone 2 – All States	\$69.00	\$39.00	OHS1S
Zone 3 – All States	\$76.00	\$52.00	OHS1S

DS1 Message Trunk Interface

	<u>12 Month Rate</u>	<u>60 Month Rate</u>	<u>USOC</u>
Zone 1 – All States	\$165.00	\$100.00	OHS1M
Zone 2 – All States	\$185.00	\$120.00	OHS1M
Zone 3 – All States	\$210.00	\$140.00	OHS1M

DS0 – per line side connection

	<u>12 Month Rate</u>	<u>60 Month Rate</u>	<u>USOC</u>
All Zones - All States	\$33.00	\$19.00	OHSOL

DS0 – per trunk side connection

	<u>12 Month Rate</u>	<u>60 Month Rate</u>	<u>USOC</u>
All Zones - All States	\$33.00	\$19.00	OHSOT

ISSUED: JUNE 16, 2011

EFFECTIVE: JULY 1, 2011

ACCESS SERVICE

23 – Metropolitan Statistical Area Access Services (Cont'd)

23.5 Rates and Charges (Cont'd)

23.5.1 BellSouth SWA Dedicated Transport (Cont'd)

23.5.1.1 Vintage Rates (Cont'd)

(B) Vintage Rates by effective date (Cont'd)

The following rates apply to Switched Transport Services installed between May 7, 2005 and May 15, 2008.

BellSouth SWA SONET Transport Components

SONET Local Channel Systems, Includes first one-half air mile)

	Transport Payment Plan Rates			USOC
	Plan A	Plan B	Plan C	
	12 to 36 Months	37 to 60 Months	61 to 96 Months	
	Per Month Rates			
STS-1 Service, per system				
Zone 1	\$1232.50	\$1105.00	\$977.50	SONLA
Zone 2	\$1232.50	\$1105.00	\$977.50	SONLA
Zone 3	\$1232.50	\$1105.00	\$977.50	SONLA
OC-3 Service, per system				
Zone 1	\$2550.00	\$2295.00	\$2040.00	SONLA
Zone 2	\$2550.00	\$2295.00	\$2040.00	SONLA
Zone 3	\$2550.00	\$2295.00	\$2040.00	SONLA
OC-3 Service, per system with Optical Customer Termination				
Zone 1	\$1968.00	\$1776.00	\$1584.00	SONLB
Zone 2	\$1968.00	\$1776.00	\$1584.00	SONLB
Zone 3	\$1968.00	\$1776.00	\$1584.00	SONLB
OC-3 Service, per system with Optical Serving Wire Center Termination				
Zone 1	\$1968.00	\$1776.00	\$1584.00	SONLC
Zone 2	\$1968.00	\$1776.00	\$1584.00	SONLC
Zone 3	\$1968.00	\$1776.00	\$1584.00	SONLC
OC-12 Service, per system				
Zone 1	\$5100.00	\$4600.00	\$4150.00	SONLA
Zone 2	\$5100.00	\$4600.00	\$4150.00	SONLA
Zone 3	\$5100.00	\$4600.00	\$4150.00	SONLA
OC-12 Service, per system with Optical Customer Termination				
Zone 1	\$3504.00	\$3200.00	\$2880.00	SONLB
Zone 1	\$3504.00	\$3200.00	\$2880.00	SONLB
Zone 1	\$3504.00	\$3200.00	\$2880.00	SONLB

ISSUED: JUNE 16, 2011

EFFECTIVE: JULY 1, 2011

ACCESS SERVICE

23 – Metropolitan Statistical Area Access Services (Cont'd)

23.5 Rates and Charges (Cont'd)

23.5.1 BellSouth SWA Dedicated Transport (Cont'd)

23.5.1.1 Vintage Rates (Cont'd)

(B) Vintage Rates by effective date (Cont'd)

The following rates apply to Switched Transport Services installed between May 7, 2005 and May 15, 2008.

BellSouth SWA SONET Transport Components
SONET Local Channel Systems, Includes first one-half air mile) (Cont'd)

	Transport Payment Plan Rates			USOC
	Plan A	Plan B	Plan C	
	12 to 36 Months	37 to 60 Months	61 to 96 Months	
	Per Month Rates			
OC-12 Service, per system with Optical Serving Wire Center Termination				
Zone 1	\$3504.00	\$3200.00	\$2880.00	SONLC
Zone 2	\$3504.00	\$3200.00	\$2880.00	SONLC
Zone 3	\$3504.00	\$3200.00	\$2880.00	SONLC
OC-48 Service, per system				
Zone 1	\$11000.00	\$10000.00	\$9000.00	SONLA
Zone 2	\$11000.00	\$10000.00	\$9000.00	SONLA
Zone 3	\$11000.00	\$10000.00	\$9000.00	SONLA
OC-48 Service, per system with Optical Customer Termination				
Zone 1	\$7040.00	\$6400.00	\$5760.00	SONLB
Zone 2	\$7040.00	\$6400.00	\$5760.00	SONLB
Zone 3	\$7040.00	\$6400.00	\$5760.00	SONLB
OC-48 Service, per system with Optical Serving Wire Center Termination				
Zone 1	\$7040.00	\$6400.00	\$5760.00	SONLC
Zone 2	\$7040.00	\$6400.00	\$5760.00	SONLC
Zone 3	\$7040.00	\$6400.00	\$5760.00	SONLC
OC-192 Service, per system				
Zone 1	\$18700.00	\$17000.00	\$15300.00	SONLA
Zone 2	\$18700.00	\$17000.00	\$15300.00	SONLA
Zone 3	\$18700.00	\$17000.00	\$15300.00	SONLA

ISSUED: JUNE 16, 2011

EFFECTIVE: JULY 1, 2011

ACCESS SERVICE

23 – Metropolitan Statistical Area Access Services (Cont'd)

23.5 Rates and Charges (Cont'd)

23.5.1 BellSouth SWA Dedicated Transport (Cont'd)

23.5.1.1 Vintage Rates (Cont'd)

(B) Vintage Rates by effective date (Cont'd)

The following rates apply to Switched Transport Services installed between May 7, 2005 and May 15, 2008.

BellSouth SWA SONET Transport Components
Synchronous Channel Interfaces

	<u>Transport Payment Plan Rates</u>			<u>USOC</u>
	<u>Plan A</u>	<u>Plan B</u>	<u>Plan C</u>	
	<u>12 to 36</u>	<u>37 to 60</u>	<u>61 to 96</u>	
	<u>Months</u>	<u>Months</u>	<u>Months</u>	
	<u>Per Month Rates</u>			
<u>Central Office Channel Interfaces</u>				
Per STS-1	\$ 130.00	\$ 122.50	\$ 112.00	SONC4
Per OC-3 (2 Fiber)	\$ 180.00	\$ 165.00	\$ 150.00	SONC2
(4 Fiber)	\$ 310.00	\$ 282.00	\$ 255.00	SONC4
Per OC-12 (2 Fiber)	\$ 465.00	\$ 425.00	\$ 380.00	SONC2
(4 Fiber)	\$ 930.00	\$ 850.00	\$ 760.00	SONC4
Per OC-48 (2 Fiber)	\$1250.00	\$1150.00	\$ 985.00	SONC2
(4 Fiber)	\$2500.00	\$2300.00	\$1975.00	SONC4
Per STS-1 Channel System	\$ 460.00	\$ 435.00	\$ 425.00	SONCS
Per OC-3 Channel System	\$1035.00	\$ 940.00	\$ 850.00	SONCS
Per OC-12 Channel System	\$2075.00	\$1880.00	\$ 1700.00	SONCS
Per OC-48 Channel System	\$4150.00	\$3800.00	\$ 3300.00	SONCS
Per OC-192 Channel System	\$8000.00	\$7600.00	\$6600.00	SONCS

ISSUED: JUNE 16, 2011

EFFECTIVE: JULY 1, 2011

ACCESS SERVICE

23 – Metropolitan Statistical Area Access Services (Cont'd)

23.5 Rates and Charges (Cont'd)

23.5.1 BellSouth SWA Dedicated Transport (Cont'd)

23.5.1.1 Vintage Rates (Cont'd)

(B) Vintage Rates by effective date (Cont'd)

The following rates apply to Switched Transport Services installed between May 7, 2005 and May 15, 2008.

BellSouth SWA SONET Transport Components
Synchronous Channel Interfaces (Cont'd)

	<u>Transport Payment Plan Rates</u>			<u>USOC</u>
	<u>Plan A</u>	<u>Plan B</u>	<u>Plan C</u>	
	<u>12 to 36</u>	<u>37 to 60</u>	<u>61 to 96</u>	
	<u>Months</u>	<u>Months</u>	<u>Months</u>	
	<u>Per Month Rates</u>			
<u>Customer Channel Interfaces</u>				
Per STS-1	\$ 185.00	\$175.00	\$165.00	SONU1
Per OC-3 (2 Fiber)	\$ 180.00	\$165.00	\$150.00	SONU2
(4 Fiber)	\$ 350.00	\$330.00	\$300.00	SONU4
Per OC-12 (2 Fiber)	\$ 535.00	\$495.00	\$450.00	SONU2
(4 Fiber)	\$1075.00	\$990.00	\$900.00	SONU4
Per OC-48 (2 Fiber)	\$1250.00	\$1150.00	\$985.00	SONU2
(4 Fiber)	\$2500.00	\$2300.00	\$1975.00	SONU4

SONET Local Channel System Additional Mileage

Each additional system one-half air mile

Zone 1	\$190.00	\$170.00	\$150.00	SONLM
Zone 2	\$190.00	\$170.00	\$150.00	SONLM
Zone 3	\$190.00	\$170.00	\$150.00	SONLM

ISSUED: JUNE 16, 2011

EFFECTIVE: JULY 1, 2011

ACCESS SERVICE

23 – Metropolitan Statistical Area Access Services (Cont'd)

23.5 Rates and Charges (Cont'd)

23.5.1 BellSouth SWA Dedicated Transport (Cont'd)

23.5.1.1 Vintage Rates (Cont'd)

(B) Vintage Rates by effective date (Cont'd)

The following rates apply to Switched Transport Services installed between May 7, 2005 and May 15, 2008.

BellSouth SWA SONET Transport Components
SONET Interoffice Channel (Cont'd)

	<u>Transport Payment Plan Rates</u>			<u>USOC</u>
	<u>Plan A</u>	<u>Plan B</u>	<u>Plan C</u>	
	<u>12 to 36</u>	<u>37 to 60</u>	<u>61 to 96</u>	
	<u>Months</u>	<u>Months</u>	<u>Months</u>	
	<u>Per Month Rates</u>			
STS-1 service Interoffice Channel System				
Mileage Band 0-8, Fixed, per System				
Zone 1	\$975.00	\$775.00	\$625.00	SONIC
Zone 2	\$975.00	\$775.00	\$625.00	SONIC
Zone 3	\$975.00	\$775.00	\$625.00	SONIC
Mileage Band 0-8, per Mile				
Zone 1	\$80.00	\$70.00	\$60.00	SONIC
Zone 2	\$80.00	\$70.00	\$60.00	SONIC
Zone 3	\$80.00	\$70.00	\$60.00	SONIC
Mileage Band 9-25, Fixed, per System				
Zone 1	\$1125.00	\$925.00	\$775.00	SONIC
Zone 2	\$1125.00	\$925.00	\$775.00	SONIC
Zone 3	\$1125.00	\$925.00	\$775.00	SONIC
Mileage Band 9-25, per Mile				
Zone 1	\$80.00	\$70.00	\$60.00	SONIC
Zone 2	\$80.00	\$70.00	\$60.00	SONIC
Zone 3	\$80.00	\$70.00	\$60.00	SONIC
Mileage Band 26+, Fixed, per System				
Zone 1	\$1325.00	\$1125.00	\$925.00	SONIC
Zone 2	\$1325.00	\$1125.00	\$925.00	SONIC
Zone 3	\$1325.00	\$1125.00	\$925.00	SONIC
Mileage Band 26+, per Mile				
Zone 1	\$80.00	\$70.00	\$60.00	SONIC
Zone 2	\$80.00	\$70.00	\$60.00	SONIC
Zone 3	\$80.00	\$70.00	\$60.00	SONIC

ISSUED: JUNE 16, 2011

EFFECTIVE: JULY 1, 2011

ACCESS SERVICE

23 – Metropolitan Statistical Area Access Services (Cont'd)

23.5 Rates and Charges (Cont'd)

23.5.1 BellSouth SWA Dedicated Transport (Cont'd)

23.5.1.1 Vintage Rates (Cont'd)

(B) Vintage Rates by effective date (Cont'd)

The following rates apply to Switched Transport Services installed between May 7, 2005 and May 15, 2008.

BellSouth SWA SONET Transport Components
SONET Interoffice Channel (Cont'd)

	<u>Transport Payment Plan Rates</u>			<u>USOC</u>
	<u>Plan A</u>	<u>Plan B</u>	<u>Plan C</u>	
	<u>12 to 36</u>	<u>37 to 60</u>	<u>61 to 96</u>	
	<u>Months</u>	<u>Months</u>	<u>Months</u>	
	<u>Per Month Rates</u>			
OC-3 service Interoffice Channel System				
Mileage Band 0-8, Fixed, per System				
Zone 1	\$2100.00	\$2000.00	\$1790.00	SONIC
Zone 2	\$2100.00	\$2000.00	\$1790.00	SONIC
Zone 3	\$2100.00	\$2000.00	\$1790.00	SONIC
Mileage Band 0-8, per Mile				
Zone 1	\$280.00	\$220.00	\$190.00	SONIC
Zone 2	\$280.00	\$220.00	\$190.00	SONIC
Zone 3	\$280.00	\$220.00	\$190.00	SONIC
Mileage Band 9-25, Fixed, per System				
Zone 1	\$2100.00	\$2000.00	\$1790.00	SONIC
Zone 2	\$2100.00	\$2000.00	\$1790.00	SONIC
Zone 3	\$2100.00	\$2000.00	\$1790.00	SONIC
Mileage Band 9-25, per Mile				
Zone 1	\$280.00	\$220.00	\$190.00	SONIC
Zone 2	\$280.00	\$220.00	\$190.00	SONIC
Zone 3	\$280.00	\$220.00	\$190.00	SONIC
Mileage Band 26+, Fixed, per System				
Zone 1	\$2100.00	\$2000.00	\$1790.00	SONIC
Zone 2	\$2100.00	\$2000.00	\$1790.00	SONIC
Zone 3	\$2100.00	\$2000.00	\$1790.00	SONIC
Mileage Band 26+, per Mile				
Zone 1	\$280.00	\$220.00	\$190.00	SONIC
Zone 2	\$280.00	\$220.00	\$190.00	SONIC
Zone 3	\$280.00	\$220.00	\$190.00	SONIC

(This page filed under Transmittal No. 1)

ISSUED: JUNE 16, 2011

EFFECTIVE: JULY 1, 2011

ACCESS SERVICE

23 – Metropolitan Statistical Area Access Services (Cont'd)

23.5 Rates and Charges (Cont'd)

23.5.1 BellSouth SWA Dedicated Transport (Cont'd)

23.5.1.1 Vintage Rates (Cont'd)

(B) Vintage Rates by effective date (Cont'd)

The following rates apply to Switched Transport Services installed between May 7, 2005 and May 15, 2008.

BellSouth SWA SONET Transport Components
SONET Interoffice Channel (Cont'd)

	<u>Transport Payment Plan Rates</u>			<u>USOC</u>
	<u>Plan A</u>	<u>Plan B</u>	<u>Plan C</u>	
	<u>12 to 36</u>	<u>37 to 60</u>	<u>61 to 96</u>	
	<u>Months</u>	<u>Months</u>	<u>Months</u>	
	<u>Per Month Rates</u>			
OC-12 service Interoffice Channel System				
Mileage Band 0-8, Fixed, per System				
Zone 1	\$3300.00	\$3000.00	\$2700.00	SONIC
Zone 2	\$3300.00	\$3000.00	\$2700.00	SONIC
Zone 3	\$3300.00	\$3000.00	\$2700.00	SONIC
Mileage Band 0-8, per Mile				
Zone 1	\$320.00	\$290.00	\$260.00	SONIC
Zone 2	\$320.00	\$290.00	\$260.00	SONIC
Zone 3	\$320.00	\$290.00	\$260.00	SONIC
Mileage Band 9-25, Fixed, per System				
Zone 1	\$4800.00	\$4500.00	\$4200.00	SONIC
Zone 2	\$4800.00	\$4500.00	\$4200.00	SONIC
Zone 3	\$4800.00	\$4500.00	\$4200.00	SONIC
Mileage Band 9-25, per Mile				
Zone 1	\$320.00	\$290.00	\$260.00	SONIC
Zone 2	\$320.00	\$290.00	\$260.00	SONIC
Zone 3	\$320.00	\$290.00	\$260.00	SONIC
Mileage Band 26+, Fixed, per System				
Zone 1	\$6500.00	\$6200.00	\$5900.00	SONIC
Zone 2	\$6500.00	\$6200.00	\$5900.00	SONIC
Zone 3	\$6500.00	\$6200.00	\$5900.00	SONIC
Mileage Band 26+, per Mile				
Zone 1	\$320.00	\$290.00	\$260.00	SONIC
Zone 2	\$320.00	\$290.00	\$260.00	SONIC
Zone 3	\$320.00	\$290.00	\$260.00	SONIC

ISSUED: JUNE 16, 2011

EFFECTIVE: JULY 1, 2011

ACCESS SERVICE

23 – Metropolitan Statistical Area Access Services (Cont'd)

23.5 Rates and Charges (Cont'd)

23.5.1 BellSouth SWA Dedicated Transport (Cont'd)

23.5.1.1 Vintage Rates (Cont'd)

(B) Vintage Rates by effective date (Cont'd)

The following rates apply to Switched Transport Services installed between May 7, 2005 and May 15, 2008.

BellSouth SWA SONET Transport Components
SONET Interoffice Channel (Cont'd)

	<u>Transport Payment Plan Rates</u>			<u>USOC</u>
	<u>Plan A</u>	<u>Plan B</u>	<u>Plan C</u>	
	<u>12 to 36</u>	<u>37 to 60</u>	<u>61 to 96</u>	
	<u>Months</u>	<u>Months</u>	<u>Months</u>	
	<u>Per Month Rates</u>			
OC-48 service Interoffice Channel System				
Mileage Band 0-8, Fixed, per System				
Zone 1	\$6500.00	\$5800.00	\$5200.00	SONIC
Zone 2	\$6500.00	\$5800.00	\$5200.00	SONIC
Zone 3	\$6500.00	\$5800.00	\$5200.00	SONIC
Mileage Band 0-8, per Mile				
Zone 1	\$500.00	\$450.50	\$400.00	SONIC
Zone 2	\$500.00	\$450.50	\$400.00	SONIC
Zone 3	\$500.00	\$450.50	\$400.00	SONIC
Mileage Band 9-25, Fixed, per System				
Zone 1	\$7300.00	\$6700.00	\$6100.00	SONIC
Zone 2	\$7300.00	\$6700.00	\$6100.00	SONIC
Zone 3	\$7300.00	\$6700.00	\$6100.00	SONIC
Mileage Band 9-25, per Mile				
Zone 1	\$500.00	\$450.50	\$400.00	SONIC
Zone 2	\$500.00	\$450.50	\$400.00	SONIC
Zone 3	\$500.00	\$450.50	\$400.00	SONIC
Mileage Band 26+, Fixed, per System				
Zone 1	\$8600.00	\$7900.00	\$7100.00	SONIC
Zone 2	\$8600.00	\$7900.00	\$7100.00	SONIC
Zone 3	\$8600.00	\$7900.00	\$7100.00	SONIC
Mileage Band 26+, per Mile				
Zone 1	\$500.00	\$450.50	\$400.00	SONIC
Zone 2	\$500.00	\$450.50	\$400.00	SONIC
Zone 3	\$500.00	\$450.50	\$400.00	SONIC

ISSUED: JUNE 16, 2011

EFFECTIVE: JULY 1, 2011

ACCESS SERVICE

23 – Metropolitan Statistical Area Access Services (Cont'd)

23.5 Rates and Charges (Cont'd)

23.5.1 BellSouth SWA Dedicated Transport (Cont'd)

23.5.1.1 Vintage Rates (Cont'd)

(B) Vintage Rates by effective date (Cont'd)

The following rates apply to Switched Transport Services installed between May 7, 2005 and May 15, 2008.

BellSouth SWA SONET Transport Components
SONET Interoffice Channel (Cont'd)

	<u>Transport Payment Plan Rates</u>			<u>USOC</u>
	<u>Plan A</u>	<u>Plan B</u>	<u>Plan C</u>	
	<u>12 to 36</u>	<u>37 to 60</u>	<u>61 to 96</u>	
	<u>Months</u>	<u>Months</u>	<u>Months</u>	
	<u>Per Month Rates</u>			
OC-192 service Interoffice Channel System				
Mileage Band 0-8, Fixed, per System				
Zone 1	\$16500.00	\$14800.00	\$13500.00	SONIC
Zone 2	\$16500.00	\$14800.00	\$13500.00	SONIC
Zone 3	\$16500.00	\$14800.00	\$13500.00	SONIC
Mileage Band 0-8, per Mile				
Zone 1	\$500.00	\$450.00	\$400.00	SONIC
Zone 2	\$500.00	\$450.00	\$400.00	SONIC
Zone 3	\$500.00	\$450.00	\$400.00	SONIC
Mileage Band 9-25, Fixed, per System				
Zone 1	\$16900.00	\$15200.00	\$13700.00	SONIC
Zone 2	\$16900.00	\$15200.00	\$13700.00	SONIC
Zone 3	\$16900.00	\$15200.00	\$13700.00	SONIC
Mileage Band 9-25, per Mile				
Zone 1	\$500.00	\$450.00	\$400.00	SONIC
Zone 2	\$500.00	\$450.00	\$400.00	SONIC
Zone 3	\$500.00	\$450.00	\$400.00	SONIC
Mileage Band 26+, Fixed, per System				
Zone 1	\$18700.00	\$16800.00	\$15100.00	SONIC
Zone 2	\$18700.00	\$16800.00	\$15100.00	SONIC
Zone 3	\$18700.00	\$16800.00	\$15100.00	SONIC
Mileage Band 26+, per Mile				
Zone 1	\$500.00	\$450.00	\$400.00	SONIC
Zone 2	\$500.00	\$450.00	\$400.00	SONIC
Zone 3	\$500.00	\$450.00	\$400.00	SONIC

ISSUED: JUNE 16, 2011

EFFECTIVE: JULY 1, 2011

ACCESS SERVICE

23 – Metropolitan Statistical Area Access Services (Cont'd)

23.5 Rates and Charges (Cont'd)

23.5.1 BellSouth SWA Dedicated Transport (Cont'd)

23.5.1.1 Vintage Rates (Cont'd)

(B) Vintage Rates by effective date (Cont'd)

The following rates apply to Switched Transport Services installed between October 14, 2006 to May 15, 2008.

BellSouth SWA Optical Managed Shared Network Service Components
OC-3 Local Channel - Per Local Channel

Zone 1 – All States

	<u>12 Month Rate</u>	<u>60 Month Rate</u>	<u>USOC</u>
Band 1: 1 – 4 OC-3 Local Channels, per Local Channel	\$1,330.00	\$950.00	OHSFL
Band 2: 5 – 16 OC-3 Local Channels, per Local Channel	\$840.00	\$600.00	OHSFL
Band 3: 17 – 64 OC-3 Local Channels, per Local Channel	\$770.00	\$550.00	OHSFL
Band 4: Over 64 OC-3 Local Channels, per Local Channel	\$700.00	\$500.00	OHSFL

Zone 2 – All States

	<u>12 Month Rate</u>	<u>60 Month Rate</u>	<u>USOC</u>
Band 1: 1 – 4 OC-3 Local Channels, per Local Channel	\$1,600.00	\$1,140.00	OHSFL
Band 2: 5 – 16 OC-3 Local Channels, per Local Channel	\$1,010.00	\$720.00	OHSFL
Band 3: 17 – 64 OC-3 Local Channels, per Local Channel	\$925.00	\$660.00	OHSFL
Band 4: Over 64 OC-3 Local Channels, per Local Channel	\$840.00	\$600.00	OHSFL

Zone 3 – All States

	<u>12 Month Rate</u>	<u>60 Month Rate</u>	<u>USOC</u>
Band 1: 1 – 4 OC-3 Local Channels, per Local Channel	\$1,920.00	\$1,370.00	OHSFL
Band 2: 5 – 16 OC-3 Local Channels, per Local Channel	\$1,215.00	\$865.00	OHSFL
Band 3: 17 – 64 OC-3 Local Channels, per Local Channel	\$1,110.00	\$795.00	OHSFL
Band 4: Over 64 OC-3 Local Channels, per Local Channel	\$1,010.00	\$720.00	OHSFL

ISSUED: DECEMBER 7, 2017

EFFECTIVE: DECEMBER 8, 2018

ACCESS SERVICE

23 - Metropolitan Statistical Area Access Services (Cont'd)

23.5 Rates and Charges (Cont'd)

(1)

(D)

(D)

⁽¹⁾ Material in this Section has been de-tariffed pursuant to FCC Order No. 17-43, released April 28, 2017. Terms and Conditions for de-tariffed services are available at www.att.com/guidebook.

(This page filed under Transmittal No. 135)

All BellSouth marks contained herein and as set forth in the trademarks and servicemarks section of this Tariff are owned by BellSouth Intellectual Property Corporation.

ISSUED: DECEMBER 7, 2017

EFFECTIVE: DECEMBER 8, 2018

ACCESS SERVICE

23 - Metropolitan Statistical Area Access Services (Cont'd)

23.5 Rates and Charges (Cont'd)

(1)

(D)

(D)

⁽¹⁾ Material in this Section has been de-tariffed pursuant to FCC Order No. 17-43, released April 28, 2017. Terms and Conditions for de-tariffed services are available at www.att.com/guidebook.

(This page filed under Transmittal No. 135)

All BellSouth marks contained herein and as set forth in the trademarks and service marks section of the BellSouth Tariffs are owned by BellSouth Intellectual Property Corporation.

ISSUED: DECEMBER 7, 2017

EFFECTIVE: DECEMBER 8, 2018

ACCESS SERVICE

23 - Metropolitan Statistical Area Access Services (Cont'd)

23.5 Rates and Charges (Cont'd)

(1)

(D)

(D)

⁽¹⁾ Material in this Section has been de-tariffed pursuant to FCC Order No. 17-43, released April 28, 2017. Terms and Conditions for de-tariffed services are available at www.att.com/guidebook.

ISSUED: DECEMBER 7, 2017

EFFECTIVE: DECEMBER 8, 2018

ACCESS SERVICE

23 - Metropolitan Statistical Area Access Services (Cont'd)

23.5 Rates and Charges (Cont'd)

(1)

(D)

(D)

⁽¹⁾ Material in this Section has been de-tariffed pursuant to FCC Order No. 17-43, released April 28, 2017. Terms and Conditions for de-tariffed services are available at www.att.com/guidebook.

(This page filed under Transmittal No. 135)

All BellSouth marks contained herein and as set forth in the trademarks and service marks section of the BellSouth Tariffs are owned by BellSouth Intellectual Property Corporation.

ISSUED: DECEMBER 7, 2017

EFFECTIVE: DECEMBER 8, 2018

ACCESS SERVICE

23 - Metropolitan Statistical Area Access Services (Cont'd)

23.5 Rates and Charges (Cont'd)

(1)

(D)

(D)

(1) Material in this Section has been de-tariffed pursuant to FCC Order No. 17-43, released April 28, 2017. Terms and Conditions for de-tariffed services are available at www.att.com/guidebook.

(This page filed under Transmittal No. 135)

All BellSouth marks contained herein and as set forth in the trademarks and servicemarks section of this Tariff are owned by BellSouth Intellectual Property Corporation.

ISSUED: DECEMBER 7, 2017

EFFECTIVE: DECEMBER 8, 2018

ACCESS SERVICE

23 - Metropolitan Statistical Area Access Services (Cont'd)

23.5 Rates and Charges (Cont'd)

(1)

(D)

(D)

⁽¹⁾ Material in this Section has been de-tariffed pursuant to FCC Order No. 17-43, released April 28, 2017. Terms and Conditions for de-tariffed services are available at www.att.com/guidebook.

ISSUED: DECEMBER 7, 2017

EFFECTIVE: DECEMBER 8, 2018

ACCESS SERVICE

23 - Metropolitan Statistical Area Access Services (Cont'd)

23.5 Rates and Charges (Cont'd)

(1)

(D)

(D)

⁽¹⁾ Material in this Section has been de-tariffed pursuant to FCC Order No. 17-43, released April 28, 2017. Terms and Conditions for de-tariffed services are available at www.att.com/guidebook.

ISSUED: DECEMBER 7, 2017

EFFECTIVE: DECEMBER 8, 2018

ACCESS SERVICE

23 - Metropolitan Statistical Area Access Services (Cont'd)

23.5 Rates and Charges (Cont'd)

(1)

(D)

(D)

⁽¹⁾ Material in this Section has been de-tariffed pursuant to FCC Order No. 17-43, released April 28, 2017. Terms and Conditions for de-tariffed services are available at www.att.com/guidebook.

ISSUED: DECEMBER 7, 2017

EFFECTIVE: DECEMBER 8, 2018

ACCESS SERVICE

23 - Metropolitan Statistical Area Access Services (Cont'd)

23.5 Rates and Charges (Cont'd)

(1)

(D)

(D)

⁽¹⁾ Material in this Section has been de-tariffed pursuant to FCC Order No. 17-43, released April 28, 2017. Terms and Conditions for de-tariffed services are available at www.att.com/guidebook.

ISSUED: DECEMBER 7, 2017

EFFECTIVE: DECEMBER 8, 2018

ACCESS SERVICE

23 - Metropolitan Statistical Area Access Services (Cont'd)

23.5 Rates and Charges (Cont'd)

(1)

(D)

(D)

⁽¹⁾ Material in this Section has been de-tariffed pursuant to FCC Order No. 17-43, released April 28, 2017. Terms and Conditions for de-tariffed services are available at www.att.com/guidebook.

(This page filed under Transmittal No. 135)

All BellSouth marks contained herein and as set forth in the trademarks and service marks section of the BellSouth Tariffs are owned by BellSouth Intellectual Property Corporation.

ISSUED: DECEMBER 7, 2017

EFFECTIVE: DECEMBER 8, 2018

ACCESS SERVICE

23 - Metropolitan Statistical Area Access Services (Cont'd)

23.5 Rates and Charges (Cont'd)

(1)

(D)

(D)

(1) Material in this Section has been de-tariffed pursuant to FCC Order No. 17-43, released April 28, 2017. Terms and Conditions for de-tariffed services are available at www.att.com/guidebook.

(This page filed under Transmittal No. 135)

All BellSouth marks contained herein and as set forth in the trademarks and servicemarks section of this Tariff are owned by BellSouth Intellectual Property Corporation.

ISSUED: DECEMBER 7, 2017

EFFECTIVE: DECEMBER 8, 2018

ACCESS SERVICE

23 - Metropolitan Statistical Area Access Services (Cont'd)

23.5 Rates and Charges (Cont'd)

(1)

(D)

(D)

⁽¹⁾ Material in this Section has been de-tariffed pursuant to FCC Order No. 17-43, released April 28, 2017. Terms and Conditions for de-tariffed services are available at www.att.com/guidebook.

(This page filed under Transmittal No. 135)

All BellSouth marks contained herein and as set forth in the trademarks and service marks section of the BellSouth Tariffs are owned by BellSouth Intellectual Property Corporation.

ISSUED: DECEMBER 7, 2017

EFFECTIVE: DECEMBER 8, 2018

ACCESS SERVICE

23 - Metropolitan Statistical Area Access Services (Cont'd)

23.5 Rates and Charges (Cont'd)

(1)

(D)

(D)

⁽¹⁾ Material in this Section has been de-tariffed pursuant to FCC Order No. 17-43, released April 28, 2017. Terms and Conditions for de-tariffed services are available at www.att.com/guidebook.

ISSUED: DECEMBER 7, 2017

EFFECTIVE: DECEMBER 8, 2018

ACCESS SERVICE

23 - Metropolitan Statistical Area Access Services (Cont'd)

23.5 Rates and Charges (Cont'd)

(1)

(D)

(D)

⁽¹⁾ Material in this Section has been de-tariffed pursuant to FCC Order No. 17-43, released April 28, 2017. Terms and Conditions for de-tariffed services are available at www.att.com/guidebook.

ISSUED: DECEMBER 7, 2017

EFFECTIVE: DECEMBER 8, 2018

ACCESS SERVICE

23 - Metropolitan Statistical Area Access Services (Cont'd)

23.5 Rates and Charges (Cont'd)

(1)

(D)

(D)

⁽¹⁾ Material in this Section has been de-tariffed pursuant to FCC Order No. 17-43, released April 28, 2017. Terms and Conditions for de-tariffed services are available at www.att.com/guidebook.

(This page filed under Transmittal No. 135)

All BellSouth marks contained herein and as set forth in the trademarks and service marks section of the BellSouth Tariffs are owned by BellSouth Intellectual Property Corporation.

ISSUED: DECEMBER 7, 2017

EFFECTIVE: DECEMBER 8, 2018

ACCESS SERVICE

23 - Metropolitan Statistical Area Access Services (Cont'd)

23.5 Rates and Charges (Cont'd)

(1)

(D)

(D)

⁽¹⁾ Material in this Section has been de-tariffed pursuant to FCC Order No. 17-43, released April 28, 2017. Terms and Conditions for de-tariffed services are available at www.att.com/guidebook.

ISSUED: DECEMBER 7, 2017

EFFECTIVE: DECEMBER 8, 2018

ACCESS SERVICE

23 - Metropolitan Statistical Area Access Services (Cont'd)

23.5 Rates and Charges (Cont'd)

(1)

(D)

(D)

⁽¹⁾ Material in this Section has been de-tariffed pursuant to FCC Order No. 17-43, released April 28, 2017. Terms and Conditions for de-tariffed services are available at www.att.com/guidebook.

ISSUED: DECEMBER 7, 2017

EFFECTIVE: DECEMBER 8, 2018

ACCESS SERVICE

23 - Metropolitan Statistical Area Access Services (Cont'd)

23.5 Rates and Charges (Cont'd)

(1)

(D)

(D)

⁽¹⁾ Material in this Section has been de-tariffed pursuant to FCC Order No. 17-43, released April 28, 2017. Terms and Conditions for de-tariffed services are available at www.att.com/guidebook.

(This page filed under Transmittal No. 135)

All BellSouth marks contained herein and as set forth in the trademarks and service marks section of the BellSouth Tariffs are owned by BellSouth Intellectual Property Corporation.

ISSUED: DECEMBER 7, 2017

EFFECTIVE: DECEMBER 8, 2018

ACCESS SERVICE

23 - Metropolitan Statistical Area Access Services

23.5 Rates and Charges (Cont'd)

(1)

(D)

(D)

⁽¹⁾ Material in this Section has been de-tariffed pursuant to FCC Order No. 17-43, released April 28, 2017. Terms and Conditions for de-tariffed services are available at www.att.com/guidebook.

(This page filed under Transmittal No. 135)

All AT&T and BellSouth marks contained herein and as set forth in the trademarks and service marks section of the BellSouth Tariff are owned by AT&T Intellectual Property or AT&T affiliated companies.

ISSUED: DECEMBER 7, 2017

EFFECTIVE: DECEMBER 8, 2018

ACCESS SERVICE

23 - Metropolitan Statistical Area Access Services (Cont'd)

23.5 Rates and Charges (Cont'd)

(1)

(D)

(D)

⁽¹⁾ Material in this Section has been de-tariffed pursuant to FCC Order No. 17-43, released April 28, 2017. Terms and Conditions for de-tariffed services are available at www.att.com/guidebook.

ISSUED: DECEMBER 7, 2017

EFFECTIVE: DECEMBER 8, 2018

ACCESS SERVICE

23 - Metropolitan Statistical Area Access Services (Cont'd)

23.5 Rates and Charges (Cont'd)

(1)

(D)

(D)

⁽¹⁾ Material in this Section has been de-tariffed pursuant to FCC Order No. 17-43, released April 28, 2017. Terms and Conditions for de-tariffed services are available at www.att.com/guidebook.

ISSUED: DECEMBER 7, 2017

EFFECTIVE: DECEMBER 8, 2018

ACCESS SERVICE

23 - Metropolitan Statistical Area Access Services (Cont'd)

23.5 Rates and Charges (Cont'd)

(1)

(D)

(D)

⁽¹⁾ Material in this Section has been de-tariffed pursuant to FCC Order No. 17-43, released April 28, 2017. Terms and Conditions for de-tariffed services are available at www.att.com/guidebook.

ISSUED: DECEMBER 7, 2017

EFFECTIVE: DECEMBER 8, 2018

ACCESS SERVICE

23 - Metropolitan Statistical Area Access Services (Cont'd)

23.5 Rates and Charges (Cont'd)

(1)

(D)

(D)

⁽¹⁾ Material in this Section has been de-tariffed pursuant to FCC Order No. 17-43, released April 28, 2017. Terms and Conditions for de-tariffed services are available at www.att.com/guidebook.

ISSUED: DECEMBER 7, 2017

EFFECTIVE: DECEMBER 8, 2018

ACCESS SERVICE

23 - Metropolitan Statistical Area Access Services (Cont'd)

23.5 Rates and Charges (Cont'd)

(1)

(D)

(D)

⁽¹⁾ Material in this Section has been de-tariffed pursuant to FCC Order No. 17-43, released April 28, 2017. Terms and Conditions for de-tariffed services are available at www.att.com/guidebook.

ISSUED: DECEMBER 7, 2017

EFFECTIVE: DECEMBER 8, 2018

ACCESS SERVICE

23 - Metropolitan Statistical Area Access Services (Cont'd)

23.5 Rates and Charges (Cont'd)

(1)

(D)

(D)

(1) Material in this Section has been de-tariffed pursuant to FCC Order No. 17-43, released April 28, 2017. Terms and Conditions for de-tariffed services are available at www.att.com/guidebook.

ISSUED: DECEMBER 7, 2017

EFFECTIVE: DECEMBER 8, 2018

ACCESS SERVICE

23 - Metropolitan Statistical Area Access Services (Cont'd)

23.5 Rates and Charges (Cont'd)

(1)

(D)

(D)

⁽¹⁾ Material in this Section has been de-tariffed pursuant to FCC Order No. 17-43, released April 28, 2017. Terms and Conditions for de-tariffed services are available at www.att.com/guidebook.

ISSUED: DECEMBER 7, 2017

EFFECTIVE: DECEMBER 8, 2018

ACCESS SERVICE

23 - Metropolitan Statistical Area Access Services (Cont'd)

23.5 Rates and Charges (Cont'd)

(1)

(D)

(D)

⁽¹⁾ Material in this Section has been de-tariffed pursuant to FCC Order No. 17-43, released April 28, 2017. Terms and Conditions for de-tariffed services are available at www.att.com/guidebook.

ISSUED: DECEMBER 7, 2017

EFFECTIVE: DECEMBER 8, 2018

ACCESS SERVICE

23 - Metropolitan Statistical Area Access Services (Cont'd)

23.5 Rates and Charges (Cont'd)

(1)

(D)

(D)

⁽¹⁾ Material in this Section has been de-tariffed pursuant to FCC Order No. 17-43, released April 28, 2017. Terms and Conditions for de-tariffed services are available at www.att.com/guidebook.

ISSUED: DECEMBER 7, 2017

EFFECTIVE: DECEMBER 8, 2018

ACCESS SERVICE

23 - Metropolitan Statistical Area Access Services (Cont'd)

23.5 Rates and Charges (Cont'd)

(1)

(D)

(D)

⁽¹⁾ Material in this Section has been de-tariffed pursuant to FCC Order No. 17-43, released April 28, 2017. Terms and Conditions for de-tariffed services are available at www.att.com/guidebook.

ISSUED: DECEMBER 7, 2017

EFFECTIVE: DECEMBER 8, 2018

ACCESS SERVICE

23 - Metropolitan Statistical Area Access Services (Cont'd)

23.5 Rates and Charges (Cont'd)

(1)

(D)

(D)

⁽¹⁾ Material in this Section has been de-tariffed pursuant to FCC Order No. 17-43, released April 28, 2017. Terms and Conditions for de-tariffed services are available at www.att.com/guidebook.

ISSUED: DECEMBER 7, 2017

EFFECTIVE: DECEMBER 8, 2018

ACCESS SERVICE

23 - Metropolitan Statistical Area Access Services (Cont'd)

23.5 Rates and Charges (Cont'd)

(1)

(D)

(D)

⁽¹⁾ Material in this Section has been de-tariffed pursuant to FCC Order No. 17-43, released April 28, 2017. Terms and Conditions for de-tariffed services are available at www.att.com/guidebook.

ISSUED: DECEMBER 7, 2017

EFFECTIVE: DECEMBER 8, 2018

ACCESS SERVICE

23 - Metropolitan Statistical Area Access Services (Cont'd)

23.5 Rates and Charges (Cont'd)

(1)

(D)

(D)

⁽¹⁾ Material in this Section has been de-tariffed pursuant to FCC Order No. 17-43, released April 28, 2017. Terms and Conditions for de-tariffed services are available at www.att.com/guidebook.

ISSUED: DECEMBER 7, 2017

EFFECTIVE: DECEMBER 8, 2018

ACCESS SERVICE

23 - Metropolitan Statistical Area Access Services (Cont'd)

23.5 Rates and Charges (Cont'd)

(1)

(D)

(D)

⁽¹⁾ Material in this Section has been de-tariffed pursuant to FCC Order No. 17-43, released April 28, 2017. Terms and Conditions for de-tariffed services are available at www.att.com/guidebook.

ISSUED: DECEMBER 7, 2017

EFFECTIVE: DECEMBER 8, 2018

ACCESS SERVICE

23 - Metropolitan Statistical Area Access Services (Cont'd)

23.5 Rates and Charges (Cont'd)

(1)

(D)

(D)

⁽¹⁾ Material in this Section has been de-tariffed pursuant to FCC Order No. 17-43, released April 28, 2017. Terms and Conditions for de-tariffed services are available at www.att.com/guidebook.

(This page filed under Transmittal No. 135)

All BellSouth marks contained herein and as set forth in the trademarks and servicemarks section of this Tariff are owned by BellSouth Intellectual Property Corporation.

ISSUED: DECEMBER 7, 2017

EFFECTIVE: DECEMBER 8, 2018

ACCESS SERVICE

23 - Metropolitan Statistical Area Access Services (Cont'd)

23.5 Rates and Charges (Cont'd)

(1)

(D)

(D)

(1) Material in this Section has been de-tariffed pursuant to FCC Order No. 17-43, released April 28, 2017. Terms and Conditions for de-tariffed services are available at www.att.com/guidebook.

ISSUED: DECEMBER 7, 2017

EFFECTIVE: DECEMBER 8, 2018

ACCESS SERVICE

23 - Metropolitan Statistical Area Access Services (Cont'd)

23.5 Rates and Charges (Cont'd)

(1)

(D)

(D)

⁽¹⁾ Material in this Section has been de-tariffed pursuant to FCC Order No. 17-43, released April 28, 2017. Terms and Conditions for de-tariffed services are available at www.att.com/guidebook.

ISSUED: DECEMBER 7, 2017

EFFECTIVE: DECEMBER 8, 2018

ACCESS SERVICE

23 - Metropolitan Statistical Area Access Services (Cont'd)

23.5 Rates and Charges (Cont'd)

(1)

(D)

(D)

⁽¹⁾ Material in this Section has been de-tariffed pursuant to FCC Order No. 17-43, released April 28, 2017. Terms and Conditions for de-tariffed services are available at www.att.com/guidebook.

ISSUED: DECEMBER 7, 2017

EFFECTIVE: DECEMBER 8, 2018

ACCESS SERVICE

23 - Metropolitan Statistical Area Access Services (Cont'd)

23.5 Rates and Charges (Cont'd)

(1)

(D)

(D)

⁽¹⁾ Material in this Section has been de-tariffed pursuant to FCC Order No. 17-43, released April 28, 2017. Terms and Conditions for de-tariffed services are available at www.att.com/guidebook.

ISSUED: DECEMBER 7, 2017

EFFECTIVE: DECEMBER 8, 2018

ACCESS SERVICE

23 - Metropolitan Statistical Area Access Services (Cont'd)

23.5 Rates and Charges (Cont'd)

(1)

(D)

(D)

⁽¹⁾ Material in this Section has been de-tariffed pursuant to FCC Order No. 17-43, released April 28, 2017. Terms and Conditions for de-tariffed services are available at www.att.com/guidebook.

ISSUED: DECEMBER 7, 2017

EFFECTIVE: DECEMBER 8, 2018

ACCESS SERVICE

23 - Metropolitan Statistical Area Access Services (Cont'd)

23.5 Rates and Charges (Cont'd)

(1)

(D)

(D)

⁽¹⁾ Material in this Section has been de-tariffed pursuant to FCC Order No. 17-43, released April 28, 2017. Terms and Conditions for de-tariffed services are available at www.att.com/guidebook.

(This page filed under Transmittal No. 135)

All BellSouth marks contained herein and as set forth in the trademarks and service marks section of the BellSouth Tariffs are owned by BellSouth Intellectual Property Corporation.

ISSUED: DECEMBER 7, 2017

EFFECTIVE: DECEMBER 8, 2018

ACCESS SERVICE

23 - Metropolitan Statistical Area Access Services (Cont'd)

23.5 Rates and Charges (Cont'd)

⁽¹⁾

(D)

(D)

⁽¹⁾ Material in this Section has been de-tariffed pursuant to FCC Order No. 17-43, released April 28, 2017. Terms and Conditions for de-tariffed services are available at www.att.com/guidebook.

BELLSOUTH TELECOMMUNICATIONS
Four AT&T Plaza, Dallas, Texas 75202

TARIFF F.C.C. NO. 1
1ST REVISED PAGE 23-188
CANCELS ORIGINAL PAGE 23-188

ISSUED: OCTOBER 26, 2012

EFFECTIVE: NOVEMBER 10, 2012

(D)

(D)

(This page filed under Transmittal No. 0045)
All BellSouth marks contained herein and as set forth in the trademarks and service marks section of the
BellSouth Tariffs are owned by BellSouth Intellectual Property Corporation.

ISSUED: DECEMBER 7, 2017

EFFECTIVE: DECEMBER 8, 2018

ACCESS SERVICE

23 - Metropolitan Statistical Area Access Services (Cont'd)

23.5 Rates and Charges (Cont'd)

(1)

(D)

(D)

(1) Material in this Section has been de-tariffed pursuant to FCC Order No. 17-43, released April 28, 2017. Terms and Conditions for de-tariffed services are available at www.att.com/guidebook.

ISSUED: DECEMBER 7, 2017

EFFECTIVE: DECEMBER 8, 2018

ACCESS SERVICE

23 - Metropolitan Statistical Area Access Services (Cont'd)

23.5 Rates and Charges (Cont'd)

(1)

(D)

(D)

(1) Material in this Section has been de-tariffed pursuant to FCC Order No. 17-43, released April 28, 2017. Terms and Conditions for de-tariffed services are available at www.att.com/guidebook.

BELLSOUTH TELECOMMUNICATIONS
Four AT&T Plaza, Dallas, Texas 75202

TARIFF F.C.C. NO. 1
1ST REVISED PAGE 23-191
CANCELS ORIGINAL PAGE 23-191

ISSUED: OCTOBER 26, 2012

EFFECTIVE: NOVEMBER 10, 2012

(D)

(D)

(This page filed under Transmittal No. 0045)
All BellSouth marks contained herein and as set forth in the trademarks and service marks section of the
BellSouth Tariffs are owned by BellSouth Intellectual Property Corporation.

BELLSOUTH TELECOMMUNICATIONS
Four AT&T Plaza, Dallas, Texas 75202

TARIFF F.C.C. NO. 1
1ST REVISED PAGE 23-192
CANCELS ORIGINAL PAGE 23-192

ISSUED: OCTOBER 26, 2012

EFFECTIVE: NOVEMBER 10, 2012

(D)

(D)

(This page filed under Transmittal No. 0045)
All BellSouth marks contained herein and as set forth in the trademarks and service marks section of the
BellSouth Tariffs are owned by BellSouth Intellectual Property Corporation.

ISSUED: DECEMBER 7, 2017

EFFECTIVE: DECEMBER 8, 2018

ACCESS SERVICE

23 – Metropolitan Statistical Area Access Services (Cont'd)

23.5 Rates and Charges (Cont'd)

(1)

(D)

(D)

⁽¹⁾ Material in this Section has been de-tariffed pursuant to FCC Order No. 17-43, released April 28, 2017. Terms and Conditions for de-tariffed services are available at www.att.com/guidebook.

ISSUED: DECEMBER 7, 2017

EFFECTIVE: DECEMBER 8, 2018

ACCESS SERVICE

23 – Metropolitan Statistical Area Access Services (Cont'd)

23.5 Rates and Charges (Cont'd)

(1)

(D)

(D)

(1) Material in this Section has been de-tariffed pursuant to FCC Order No. 17-43, released April 28, 2017. Terms and Conditions for de-tariffed services are available at www.att.com/guidebook.

ISSUED: DECEMBER 7, 2017

EFFECTIVE: DECEMBER 8, 2018

ACCESS SERVICE

23 - Metropolitan Statistical Area Access Services (Cont'd)

23.5 Rates and Charges (Cont'd)

(1)

(D)

(D)

⁽¹⁾ Material in this Section has been de-tariffed pursuant to FCC Order No. 17-43, released April 28, 2017. Terms and Conditions for de-tariffed services are available at www.att.com/guidebook.

ISSUED: DECEMBER 7, 2017

EFFECTIVE: DECEMBER 8, 2018

ACCESS SERVICE

23 – Metropolitan Statistical Area Access Services (Cont'd)

23.5 Rates and Charges (Cont'd)

(1)

(D)

(D)

⁽¹⁾ Material in this Section has been de-tariffed pursuant to FCC Order No. 17-43, released April 28, 2017. Terms and Conditions for de-tariffed services are available at www.att.com/guidebook.

ISSUED: DECEMBER 7, 2017

EFFECTIVE: DECEMBER 8, 2018

ACCESS SERVICE

23 – Metropolitan Statistical Area Access Services (Cont'd)

23.5 Rates and Charges (Cont'd)

(1)

(D)

(D)

⁽¹⁾ Material in this Section has been de-tariffed pursuant to FCC Order No. 17-43, released April 28, 2017. Terms and Conditions for de-tariffed services are available at www.att.com/guidebook.

ISSUED: DECEMBER 7, 2017

EFFECTIVE: DECEMBER 8, 2018

ACCESS SERVICE

23 - Metropolitan Statistical Area Access Services (Cont'd)

23.5 Rates and Charges (Cont'd)

(1)

(D)

(D)

⁽¹⁾ Material in this Section has been de-tariffed pursuant to FCC Order No. 17-43, released April 28, 2017. Terms and Conditions for de-tariffed services are available at www.att.com/guidebook.

ISSUED: DECEMBER 7, 2017

EFFECTIVE: DECEMBER 8, 2018

ACCESS SERVICE

23 – Metropolitan Statistical Area Access Services (Cont'd)

23.5 Rates and Charges (Cont'd)

(1)

(D)

(D)

⁽¹⁾ Material in this Section has been de-tariffed pursuant to FCC Order No. 17-43, released April 28, 2017. Terms and Conditions for de-tariffed services are available at www.att.com/guidebook.

ISSUED: DECEMBER 7, 2017

EFFECTIVE: DECEMBER 8, 2018

ACCESS SERVICE

23 – Metropolitan Statistical Area Access Services (Cont'd)

23.5 Rates and Charges (Cont'd)

(1)

(D)

(D)

⁽¹⁾ Material in this Section has been de-tariffed pursuant to FCC Order No. 17-43, released April 28, 2017. Terms and Conditions for de-tariffed services are available at www.att.com/guidebook.

ISSUED: DECEMBER 7, 2017

EFFECTIVE: DECEMBER 8, 2018

ACCESS SERVICE

23 - Metropolitan Statistical Area Access Services (Cont'd)

23.5 Rates and Charges (Cont'd)

(1)

(D)

(D)

⁽¹⁾ Material in this Section has been de-tariffed pursuant to FCC Order No. 17-43, released April 28, 2017. Terms and Conditions for de-tariffed services are available at www.att.com/guidebook.

BELLSOUTH TELECOMMUNICATIONS
Four AT&T Plaza, Dallas, Texas 75202

TARIFF F.C.C. NO. 1
1ST REVISED PAGE 23-202
CANCELS ORIGINAL PAGE 23-202

ISSUED: OCTOBER 26, 2012

EFFECTIVE: NOVEMBER 10, 2012

(D)

(D)

(This page filed under Transmittal No. 0045)
All BellSouth marks contained herein and as set forth in the trademarks and service marks section of the
BellSouth Tariffs are owned by BellSouth Intellectual Property Corporation.

BELLSOUTH TELECOMMUNICATIONS
Four AT&T Plaza, Dallas, Texas 75202

TARIFF F.C.C. NO. 1
1ST REVISED PAGE 23-203
CANCELS ORIGINAL PAGE 23-203

ISSUED: OCTOBER 26, 2012

EFFECTIVE: NOVEMBER 10, 2012

(D)

(D)

ISSUED: DECEMBER 7, 2017

EFFECTIVE: DECEMBER 8, 2018

ACCESS SERVICE

23 - Metropolitan Statistical Area Access Services (Cont'd)

23.5 Rates and Charges (Cont'd)

(1)

(D)

(D)

⁽¹⁾ Material in this Section has been de-tariffed pursuant to FCC Order No. 17-43, released April 28, 2017. Terms and Conditions for de-tariffed services are available at www.att.com/guidebook.

BELLSOUTH TELECOMMUNICATIONS
Four AT&T Plaza, Dallas, Texas 75202

TARIFF F.C.C. NO. 1
1ST REVISED PAGE 23-205
CANCELS ORIGINAL PAGE 23-205

ISSUED: OCTOBER 26, 2012

EFFECTIVE: NOVEMBER 10, 2012

(D)

(D)

(This page filed under Transmittal No. 0045)
All BellSouth marks contained herein and as set forth in the trademarks and service marks section of the
BellSouth Tariffs are owned by BellSouth Intellectual Property Corporation.

BELLSOUTH TELECOMMUNICATIONS
Four AT&T Plaza, Dallas, Texas 75202

TARIFF F.C.C. NO. 1
1ST REVISED PAGE 23-206
CANCELS ORIGINAL PAGE 23-206

ISSUED: OCTOBER 26, 2012

EFFECTIVE: NOVEMBER 10, 2012

(D)

(D)

(This page filed under Transmittal No. 0045)

All BellSouth marks contained herein and as set forth in the trademarks and service marks section of the
BellSouth Tariffs are owned by BellSouth Intellectual Property Corporation.

BELLSOUTH TELECOMMUNICATIONS
Four AT&T Plaza, Dallas, Texas 75202

TARIFF F.C.C. NO. 1
1ST REVISED PAGE 23-207
CANCELS ORIGINAL PAGE 23-207

ISSUED: OCTOBER 26, 2012

EFFECTIVE: NOVEMBER 10, 2012

(D)

(D)

(This page filed under Transmittal No. 0045)
All BellSouth marks contained herein and as set forth in the trademarks and service marks section of the
BellSouth Tariffs are owned by BellSouth Intellectual Property Corporation.

BELLSOUTH TELECOMMUNICATIONS
Four AT&T Plaza, Dallas, Texas 75202

TARIFF F.C.C. NO. 1
1ST REVISED PAGE 23-208
CANCELS ORIGINAL PAGE 23-208

ISSUED: OCTOBER 26, 2012

EFFECTIVE: NOVEMBER 10, 2012

(D)

(D)

(This page filed under Transmittal No. 0045)
All BellSouth marks contained herein and as set forth in the trademarks and service marks section of the
BellSouth Tariffs are owned by BellSouth Intellectual Property Corporation.

BELLSOUTH TELECOMMUNICATIONS
Four AT&T Plaza, Dallas, Texas 75202

TARIFF F.C.C. NO. 1
1ST REVISED PAGE 23-209
CANCELS ORIGINAL PAGE 23-209

ISSUED: OCTOBER 26, 2012

EFFECTIVE: NOVEMBER 10, 2012

(D)

(D)

(This page filed under Transmittal No. 0045)
All BellSouth marks contained herein and as set forth in the trademarks and service marks section of the
BellSouth Tariffs are owned by BellSouth Intellectual Property Corporation.

BELLSOUTH TELECOMMUNICATIONS
Four AT&T Plaza, Dallas, Texas 75202

TARIFF F.C.C. NO. 1
1ST REVISED PAGE 23-210
CANCELS ORIGINAL PAGE 23-210

ISSUED: OCTOBER 26, 2012

EFFECTIVE: NOVEMBER 10, 2012

(D)

(D)

(This page filed under Transmittal No. 0045)
All BellSouth marks contained herein and as set forth in the trademarks and service marks section of the
BellSouth Tariffs are owned by BellSouth Intellectual Property Corporation.

BELLSOUTH TELECOMMUNICATIONS
Four AT&T Plaza, Dallas, Texas 75202

TARIFF F.C.C. NO. 1
1ST REVISED PAGE 23-211
CANCELS ORIGINAL PAGE 23-211

ISSUED: OCTOBER 26, 2012

EFFECTIVE: NOVEMBER 10, 2012

(D)

(D)

(This page filed under Transmittal No. 0045)
All BellSouth marks contained herein and as set forth in the trademarks and service marks section of the
BellSouth Tariffs are owned by BellSouth Intellectual Property Corporation.

BELLSOUTH TELECOMMUNICATIONS
Four AT&T Plaza, Dallas, Texas 75202

TARIFF F.C.C. NO. 1
1ST REVISED PAGE 23-212
CANCELS ORIGINAL PAGE 23-212

ISSUED: OCTOBER 26, 2012

EFFECTIVE: NOVEMBER 10, 2012

(D)

(D)

(This page filed under Transmittal No. 0045)
All BellSouth marks contained herein and as set forth in the trademarks and service marks section of the
BellSouth Tariffs are owned by BellSouth Intellectual Property Corporation.

BELLSOUTH TELECOMMUNICATIONS
Four AT&T Plaza, Dallas, Texas 75202

TARIFF F.C.C. NO. 1
1ST REVISED PAGE 23-213
CANCELS ORIGINAL PAGE 23-213

ISSUED: OCTOBER 26, 2012

EFFECTIVE: NOVEMBER 10, 2012

(D)

(D)

(This page filed under Transmittal No. 0045)
All BellSouth marks contained herein and as set forth in the trademarks and service marks section of the
BellSouth Tariffs are owned by BellSouth Intellectual Property Corporation.

ISSUED: DECEMBER 7, 2017

EFFECTIVE: DECEMBER 8, 2018

ACCESS SERVICE

23 - Metropolitan Statistical Area Access Services (Cont'd)

23.5 Rates and Charges (Cont'd)

(1)

(D)

(D)

⁽¹⁾ Material in this Section has been de-tariffed pursuant to FCC Order No. 17-43, released April 28, 2017. Terms and Conditions for de-tariffed services are available at www.att.com/guidebook.

BELLSOUTH TELECOMMUNICATIONS
Four AT&T Plaza, Dallas, Texas 75202

TARIFF F.C.C. NO. 1
1ST REVISED PAGE 23-215
CANCELS ORIGINAL PAGE 23-215

ISSUED: OCTOBER 26, 2012

EFFECTIVE: NOVEMBER 10, 2012

(D)

(D)

BELLSOUTH TELECOMMUNICATIONS
Four AT&T Plaza, Dallas, Texas 75202

TARIFF F.C.C. NO. 1
1ST REVISED PAGE 23-216
CANCELS ORIGINAL PAGE 23-216

ISSUED: OCTOBER 26, 2012

EFFECTIVE: NOVEMBER 10, 2012

(D)

(D)

(This page filed under Transmittal No. 0045)

All BellSouth marks contained herein and as set forth in the trademarks and service marks section of the
BellSouth Tariffs are owned by BellSouth Intellectual Property Corporation.

BELLSOUTH TELECOMMUNICATIONS
Four AT&T Plaza, Dallas, Texas 75202

TARIFF F.C.C. NO. 1
1ST REVISED PAGE 23-217
CANCELS ORIGINAL PAGE 23-217

ISSUED: OCTOBER 26, 2012

EFFECTIVE: NOVEMBER 10, 2012

(D)

(D)

(This page filed under Transmittal No. 0045)

All BellSouth marks contained herein and as set forth in the trademarks and service marks section of the BellSouth Tariffs are owned by BellSouth Intellectual Property Corporation.

ISSUED: DECEMBER 7, 2017

EFFECTIVE: DECEMBER 8, 2018

ACCESS SERVICE

23 - Metropolitan Statistical Area Access Services (Cont'd)

23.5 Rates and Charges (Cont'd)

(1)

(D)

(D)

(1) Material in this Section has been de-tariffed pursuant to FCC Order No. 17-43, released April 28, 2017. Terms and Conditions for de-tariffed services are available at www.att.com/guidebook.

(This page filed under Transmittal No. 135)

All BellSouth marks contained herein and as set forth in the trademarks and service marks section of the BellSouth Tariffs are owned by BellSouth Intellectual Property Corporation.

BELLSOUTH TELECOMMUNICATIONS
Four AT&T Plaza, Dallas, Texas 75202

TARIFF F.C.C. NO. 1
1ST REVISED PAGE 23-219
CANCELS ORIGINAL PAGE 23-219

ISSUED: OCTOBER 26, 2012

EFFECTIVE: NOVEMBER 10, 2012

(D)

(D)

(This page filed under Transmittal No. 0045)

All AT&T and BellSouth marks contained herein and as set forth in the trademarks and service marks section of the BellSouth Tariff are owned by AT&T Intellectual Property or AT&T affiliated companies.

BELLSOUTH TELECOMMUNICATIONS
Four AT&T Plaza, Dallas, Texas 75202

TARIFF F.C.C. NO. 1
1ST REVISED PAGE 23-220
CANCELS ORIGINAL PAGE 23-220

ISSUED: OCTOBER 26, 2012

EFFECTIVE: NOVEMBER 10, 2012

(D)

(D)

(This page filed under Transmittal No. 0045)

All AT&T and BellSouth marks contained herein and as set forth in the trademarks and service marks section of the BellSouth Tariff are owned by AT&T Intellectual Property or AT&T affiliated companies.

BELLSOUTH TELECOMMUNICATIONS
Four AT&T Plaza, Dallas, Texas 75202

TARIFF F.C.C. NO. 1
1ST REVISED PAGE 23-221
CANCELS ORIGINAL PAGE 23-221

ISSUED: OCTOBER 26, 2012

EFFECTIVE: NOVEMBER 10, 2012

(D)

(D)

(This page filed under Transmittal No. 0045)

All AT&T and BellSouth marks contained herein and as set forth in the trademarks and service marks section of the BellSouth Tariff are owned by AT&T Intellectual Property or AT&T affiliated companies.

BELLSOUTH TELECOMMUNICATIONS
Four AT&T Plaza, Dallas, Texas 75202

TARIFF F.C.C. NO. 1
1ST REVISED PAGE 23-222
CANCELS ORIGINAL PAGE 23-222

ISSUED: OCTOBER 26, 2012

EFFECTIVE: NOVEMBER 10, 2012

(D)

(D)

(This page filed under Transmittal No. 0045)

All AT&T and BellSouth marks contained herein and as set forth in the trademarks and service marks section of the BellSouth Tariff are owned by AT&T Intellectual Property or AT&T affiliated companies.

BELLSOUTH TELECOMMUNICATIONS
Four AT&T Plaza, Dallas, Texas 75202

TARIFF F.C.C. NO. 1
1ST REVISED PAGE 23-223
CANCELS ORIGINAL PAGE 23-223

ISSUED: OCTOBER 26, 2012

EFFECTIVE: NOVEMBER 10, 2012

(D)

(D)

(This page filed under Transmittal No. 0045)

All AT&T and BellSouth marks contained herein and as set forth in the trademarks and service marks section of the BellSouth Tariff are owned by AT&T Intellectual Property or AT&T affiliated companies.

ISSUED: DECEMBER 7, 2017

EFFECTIVE: DECEMBER 8, 2018

ACCESS SERVICE

23 - Metropolitan Statistical Area Access Services

23.5 Rates and Charges (Cont'd)

(1)

(D)

⁽¹⁾ Material in this Section has been de-tariffed pursuant to FCC Order No. 17-43, released April 28, 2017. Terms and Conditions for de-tariffed services are available at www.att.com/guidebook.

(This page filed under Transmittal No. 135)

All AT&T and BellSouth marks contained herein and as set forth in the trademarks and service marks section of the BellSouth Tariff are owned by AT&T Intellectual Property or AT&T affiliated companies.

ISSUED: DECEMBER 7, 2017

EFFECTIVE: DECEMBER 8, 2018

ACCESS SERVICE

23 - Metropolitan Statistical Area Access Services (Cont'd)

23.5 Rates and Charges (Cont'd)

(1)

(D)

(D)

⁽¹⁾ Material in this Section has been de-tariffed pursuant to FCC Order No. 17-43, released April 28, 2017. Terms and Conditions for de-tariffed services are available at www.att.com/guidebook.

ISSUED: DECEMBER 7, 2017

EFFECTIVE: DECEMBER 8, 2018

ACCESS SERVICE

23 - Metropolitan Statistical Area Access Services (Cont'd)

23.5 Rates and Charges (Cont'd)

(1)

(D)

(D)

⁽¹⁾ Material in this Section has been de-tariffed pursuant to FCC Order No. 17-43, released April 28, 2017. Terms and Conditions for de-tariffed services are available at www.att.com/guidebook.

ISSUED: DECEMBER 7, 2017

EFFECTIVE: DECEMBER 8, 2018

ACCESS SERVICE

23 - Metropolitan Statistical Area Access Services (Cont'd)

23.5 Rates and Charges (Cont'd)

(1)

(D)

(D)

⁽¹⁾ Material in this Section has been de-tariffed pursuant to FCC Order No. 17-43, released April 28, 2017. Terms and Conditions for de-tariffed services are available at www.att.com/guidebook.

ISSUED: DECEMBER 7, 2017

EFFECTIVE: DECEMBER 8, 2018

ACCESS SERVICE

23 - Metropolitan Statistical Area Access Services (Cont'd)

23.5 Rates and Charges (Cont'd)

(1)

(D)

(D)

⁽¹⁾ Material in this Section has been de-tariffed pursuant to FCC Order No. 17-43, released April 28, 2017. Terms and Conditions for de-tariffed services are available at www.att.com/guidebook.

BELLSOUTH TELECOMMUNICATIONS
Four AT&T Plaza, Dallas, Texas 75202

TARIFF F.C.C. NO. 1
1ST REVISED PAGE 23-229
CANCELS ORIGINAL PAGE 23-229

ISSUED: OCTOBER 26, 2012

EFFECTIVE: NOVEMBER 10, 2012

(D)

(D)

(This page filed under Transmittal No. 0045)
All BellSouth marks contained herein and as set forth in the trademarks and service marks section of the
BellSouth Tariffs are owned by BellSouth Intellectual Property Corporation.

BELLSOUTH TELECOMMUNICATIONS
Four AT&T Plaza, Dallas, Texas 75202

TARIFF F.C.C. NO. 1
1ST REVISED PAGE 23-230
CANCELS ORIGINAL PAGE 23-230

ISSUED: OCTOBER 26, 2012

EFFECTIVE: NOVEMBER 10, 2012

(D)

(D)

(This page filed under Transmittal No. 0045)
All BellSouth marks contained herein and as set forth in the trademarks and service marks section of the
BellSouth Tariffs are owned by BellSouth Intellectual Property Corporation.

BELLSOUTH TELECOMMUNICATIONS
Four AT&T Plaza, Dallas, Texas 75202

TARIFF F.C.C. NO. 1
1ST REVISED PAGE 23-231
CANCELS ORIGINAL PAGE 23-231

ISSUED: OCTOBER 26, 2012

EFFECTIVE: NOVEMBER 10, 2012

(D)

(D)

(This page filed under Transmittal No. 0045)
All BellSouth marks contained herein and as set forth in the trademarks and service marks section of the
BellSouth Tariffs are owned by BellSouth Intellectual Property Corporation.

BELLSOUTH TELECOMMUNICATIONS
Four AT&T Plaza, Dallas, Texas 75202

TARIFF F.C.C. NO. 1
1ST REVISED PAGE 23-232
CANCELS ORIGINAL PAGE 23-232

ISSUED: OCTOBER 26, 2012

EFFECTIVE: NOVEMBER 10, 2012

(D)

(D)

(This page filed under Transmittal No. 0045)
All BellSouth marks contained herein and as set forth in the trademarks and service marks section of the
BellSouth Tariffs are owned by BellSouth Intellectual Property Corporation.

BELLSOUTH TELECOMMUNICATIONS
Four AT&T Plaza, Dallas, Texas 75202

TARIFF F.C.C. NO. 1
1ST REVISED PAGE 23-233
CANCELS ORIGINAL PAGE 23-233

ISSUED: OCTOBER 26, 2012

EFFECTIVE: NOVEMBER 10, 2012

(D)

(D)

(This page filed under Transmittal No. 0045)
All BellSouth marks contained herein and as set forth in the trademarks and service marks section of
the BellSouth Tariffs are owned by BellSouth Intellectual Property Corporation.

BELLSOUTH TELECOMMUNICATIONS
Four AT&T Plaza, Dallas, Texas 75202

TARIFF F.C.C. NO. 1
1ST REVISED PAGE 23-234
CANCELS ORIGINAL PAGE 23-234

ISSUED: OCTOBER 26, 2012

EFFECTIVE: NOVEMBER 10, 2012

(D)

(D)

(This page filed under Transmittal No. 0045)
All BellSouth marks contained herein and as set forth in the trademarks and service marks section of
the BellSouth Tariffs are owned by BellSouth Intellectual Property Corporation.

BELLSOUTH TELECOMMUNICATIONS
Four AT&T Plaza, Dallas, Texas 75202

TARIFF F.C.C. NO. 1
1ST REVISED PAGE 23-235
CANCELS ORIGINAL PAGE 23-235

ISSUED: OCTOBER 26, 2012

EFFECTIVE: NOVEMBER 10, 2012

(D)

(D)

(This page filed under Transmittal No. 0045)
All BellSouth marks contained herein and as set forth in the trademarks and service marks section of
the BellSouth Tariffs are owned by BellSouth Intellectual Property Corporation.

BELLSOUTH TELECOMMUNICATIONS
Four AT&T Plaza, Dallas, Texas 75202

TARIFF F.C.C. NO. 1
1ST REVISED PAGE 23-236
CANCELS ORIGINAL PAGE 23-236

ISSUED: OCTOBER 26, 2012

EFFECTIVE: NOVEMBER 10, 2012

(D)

(D)

(This page filed under Transmittal No. 0045)
All BellSouth marks contained herein and as set forth in the trademarks and service marks section of
the BellSouth Tariffs are owned by BellSouth Intellectual Property Corporation.

BELLSOUTH TELECOMMUNICATIONS
Four AT&T Plaza, Dallas, Texas 75202

TARIFF F.C.C. NO. 1
1ST REVISED PAGE 23-237
CANCELS ORIGINAL PAGE 23-237

ISSUED: OCTOBER 26, 2012

EFFECTIVE: NOVEMBER 10, 2012

(D)

(D)

(This page filed under Transmittal No. 0045)
All BellSouth marks contained herein and as set forth in the trademarks and service marks section of
the BellSouth Tariffs are owned by BellSouth Intellectual Property Corporation.

BELLSOUTH TELECOMMUNICATIONS
Four AT&T Plaza, Dallas, Texas 75202

TARIFF F.C.C. NO. 1
1ST REVISED PAGE 23-238
CANCELS ORIGINAL PAGE 23-238

ISSUED: OCTOBER 26, 2012

EFFECTIVE: NOVEMBER 10, 2012

(D)

(D)

BELLSOUTH TELECOMMUNICATIONS
Four AT&T Plaza, Dallas, Texas 75202

TARIFF F.C.C. NO. 1
1ST REVISED PAGE 23-239
CANCELS ORIGINAL PAGE 23-239

ISSUED: OCTOBER 26, 2012

EFFECTIVE: NOVEMBER 10, 2012

(D)

(D)

(This page filed under Transmittal No. 0045)
All BellSouth marks contained herein and as set forth in the trademarks and service marks section of
the BellSouth Tariffs are owned by BellSouth Intellectual Property Corporation.

BELLSOUTH TELECOMMUNICATIONS
Four AT&T Plaza, Dallas, Texas 75202

TARIFF F.C.C. NO. 1
1ST REVISED PAGE 23-240
CANCELS ORIGINAL PAGE 23-240

ISSUED: OCTOBER 26, 2012

EFFECTIVE: NOVEMBER 10, 2012

(D)

(D)

(This page filed under Transmittal No. 0045)
All BellSouth marks contained herein and as set forth in the trademarks and service marks section of
the BellSouth Tariffs are owned by BellSouth Intellectual Property Corporation.

BELLSOUTH TELECOMMUNICATIONS
Four AT&T Plaza, Dallas, Texas 75202

TARIFF F.C.C. NO. 1
1ST REVISED PAGE 23-241
CANCELS ORIGINAL PAGE 23-241

ISSUED: OCTOBER 26, 2012

EFFECTIVE: NOVEMBER 10, 2012

(D)

(D)

(This page filed under Transmittal No. 0045)

All BellSouth marks contained herein and as set forth in the trademarks and service marks section of the BellSouth Tariffs are owned by BellSouth Intellectual Property Corporation.

All BellSouth marks contained herein and as set forth in the trademarks and service marks section of the BellSouth Tariffs are owned by BellSouth Intellectual Property Corporation.

BELLSOUTH TELECOMMUNICATIONS
675 W. Peachtree St. NW, Atlanta, GA 30308

TARIFF F.C.C. NO. 1
1ST REVISED PAGE 23-242
CANCELS ORIGINAL PAGE 23-242

ISSUED: DECEMBER 7, 2017

EFFECTIVE: DECEMBER 8, 2018

ACCESS SERVICE

23 - Metropolitan Statistical Area Access Services (Cont'd)

23.5 Rates and Charges (Cont'd)

(1)

(D)

(D)

⁽¹⁾ Material in this Section has been de-tariffed pursuant to FCC Order No. 17-43, released April 28, 2017. Terms and Conditions for de-tariffed services are available at www.att.com/guidebook.

BELLSOUTH TELECOMMUNICATIONS
Four AT&T Plaza, Dallas, Texas 75202

TARIFF F.C.C. NO. 1
1ST REVISED PAGE 23-243
CANCELS ORIGINAL PAGE 23-243

ISSUED: OCTOBER 26, 2012

EFFECTIVE: NOVEMBER 10, 2012

(D)

(D)

(This page filed under Transmittal No. 0045)
All BellSouth marks contained herein and as set forth in the trademarks and service marks section of the
BellSouth Tariffs are owned by BellSouth Intellectual Property Corporation.

BELLSOUTH TELECOMMUNICATIONS
Four AT&T Plaza, Dallas, Texas 75202

TARIFF F.C.C. NO. 1
1ST REVISED PAGE 23-244
CANCELS ORIGINAL PAGE 23-244

ISSUED: OCTOBER 26, 2012

EFFECTIVE: NOVEMBER 10, 2012

(D)

(D)

(This page filed under Transmittal No. 0045)
All BellSouth marks contained herein and as set forth in the trademarks and service marks section of the
BellSouth Tariffs are owned by BellSouth Intellectual Property Corporation.

BELLSOUTH TELECOMMUNICATIONS
Four AT&T Plaza, Dallas, Texas 75202

TARIFF F.C.C. NO. 1
1ST REVISED PAGE 23-245
CANCELS ORIGINAL PAGE 23-245

ISSUED: OCTOBER 26, 2012

EFFECTIVE: NOVEMBER 10, 2012

(D)

(D)

(This page filed under Transmittal No. 0045)
All BellSouth marks contained herein and as set forth in the trademarks and service marks section of the
BellSouth Tariffs are owned by BellSouth Intellectual Property Corporation.

BELLSOUTH TELECOMMUNICATIONS
Four AT&T Plaza, Dallas, Texas 75202

TARIFF F.C.C. NO. 1
1ST REVISED PAGE 23-246
CANCELS ORIGINAL PAGE 23-246

ISSUED: OCTOBER 26, 2012

EFFECTIVE: NOVEMBER 10, 2012

(D)

(D)

(This page filed under Transmittal No. 0045)
All BellSouth marks contained herein and as set forth in the trademarks and service marks section of the
BellSouth Tariffs are owned by BellSouth Intellectual Property Corporation.

BELLSOUTH TELECOMMUNICATIONS
Four AT&T Plaza, Dallas, Texas 75202

TARIFF F.C.C. NO. 1
1ST REVISED PAGE 23-247
CANCELS ORIGINAL PAGE 23-247

ISSUED: OCTOBER 26, 2012

EFFECTIVE: NOVEMBER 10, 2012

(D)

(D)

(This page filed under Transmittal No. 0045)
All BellSouth marks contained herein and as set forth in the trademarks and service marks section of the
BellSouth Tariffs are owned by BellSouth Intellectual Property Corporation.

BELLSOUTH TELECOMMUNICATIONS
Four AT&T Plaza, Dallas, Texas 75202

TARIFF F.C.C. NO. 1
1ST REVISED PAGE 23-248
CANCELS ORIGINAL PAGE 23-248

ISSUED: OCTOBER 26, 2012

EFFECTIVE: NOVEMBER 10, 2012

(D)

(D)

(This page filed under Transmittal No. 0045)
All BellSouth marks contained herein and as set forth in the trademarks and service marks section of the
BellSouth Tariffs are owned by BellSouth Intellectual Property Corporation.

BELLSOUTH TELECOMMUNICATIONS
Four AT&T Plaza, Dallas, Texas 75202

TARIFF F.C.C. NO. 1
1ST REVISED PAGE 23-249
CANCELS ORIGINAL PAGE 23-249

ISSUED: OCTOBER 26, 2012

EFFECTIVE: NOVEMBER 10, 2012

(D)

(D)

(This page filed under Transmittal No. 0045)
All BellSouth marks contained herein and as set forth in the trademarks and service marks section of the
BellSouth Tariffs are owned by BellSouth Intellectual Property Corporation.

BELLSOUTH TELECOMMUNICATIONS
Four AT&T Plaza, Dallas, Texas 75202

TARIFF F.C.C. NO. 1
1ST REVISED PAGE 23-250
CANCELS ORIGINAL PAGE 23-250

ISSUED: OCTOBER 26, 2012

EFFECTIVE: NOVEMBER 10, 2012

(D)

(D)

(This page filed under Transmittal No. 0045)
All BellSouth marks contained herein and as set forth in the trademarks and service marks section of the
BellSouth Tariffs are owned by BellSouth Intellectual Property Corporation.

BELLSOUTH TELECOMMUNICATIONS
Four AT&T Plaza, Dallas, Texas 75202

TARIFF F.C.C. NO. 1
1ST REVISED PAGE 23-251
CANCELS ORIGINAL PAGE 23-251

ISSUED: OCTOBER 26, 2012

EFFECTIVE: NOVEMBER 10, 2012

(D)

(D)

(This page filed under Transmittal No. 0045)
All BellSouth marks contained herein and as set forth in the trademarks and service marks section of the
BellSouth Tariffs are owned by BellSouth Intellectual Property Corporation.

ISSUED: DECEMBER 7, 2017

EFFECTIVE: DECEMBER 8, 2018

ACCESS SERVICE

23 - Metropolitan Statistical Area Access Services (Cont'd)

23.5 Rates and Charges (Cont'd)

(1)

(D)

(D)

⁽¹⁾ Material in this Section has been de-tariffed pursuant to FCC Order No. 17-43, released April 28, 2017. Terms and Conditions for de-tariffed services are available at www.att.com/guidebook.

BELLSOUTH TELECOMMUNICATIONS
Four AT&T Plaza, Dallas, Texas 75202

TARIFF F.C.C. NO. 1
1ST REVISED PAGE 23-253
CANCELS ORIGINAL PAGE 23-253

ISSUED: OCTOBER 26, 2012

EFFECTIVE: NOVEMBER 10, 2012

(D)

(D)

(This page filed under Transmittal No. 0045)

All AT&T and BellSouth marks contained herein and as set forth in the trademarks and service marks section of the BellSouth Tariff are owned by AT&T Intellectual Property or AT&T affiliated companies.

ISSUED: DECEMBER 7, 2017

EFFECTIVE: DECEMBER 8, 2018

ACCESS SERVICE

23 – Metropolitan Statistical Area Access Services (Cont'd)

23.5 Rates and Charges (Cont'd)

(1)

(D)

(D)

⁽¹⁾ Material in this Section has been de-tariffed pursuant to FCC Order No. 17-43, released April 28, 2017. Terms and Conditions for de-tariffed services are available at www.att.com/guidebook.

ISSUED: DECEMBER 7, 2017

EFFECTIVE: DECEMBER 8, 2018

ACCESS SERVICE

23 – Metropolitan Statistical Area Access Services (Cont'd)

23.5 Rates and Charges (Cont'd)

(1)

(D)

(D)

⁽¹⁾ Material in this Section has been de-tariffed pursuant to FCC Order No. 17-43, released April 28, 2017. Terms and Conditions for de-tariffed services are available at www.att.com/guidebook.

ISSUED: DECEMBER 7, 2017

EFFECTIVE: DECEMBER 8, 2018

ACCESS SERVICE

23 – Metropolitan Statistical Area Access Services (Cont'd)

23.5 Rates and Charges (Cont'd)

(1)

(D)

(D)

⁽¹⁾ Material in this Section has been de-tariffed pursuant to FCC Order No. 17-43, released April 28, 2017. Terms and Conditions for de-tariffed services are available at www.att.com/guidebook.

ISSUED: DECEMBER 7, 2017

EFFECTIVE: DECEMBER 8, 2018

ACCESS SERVICE

23 – Metropolitan Statistical Area Access Services (Cont'd)

23.5 Rates and Charges (Cont'd)

(1)

(D)

(D)

⁽¹⁾ Material in this Section has been de-tariffed pursuant to FCC Order No. 17-43, released April 28, 2017. Terms and Conditions for de-tariffed services are available at www.att.com/guidebook.

ISSUED: DECEMBER 7, 2017

EFFECTIVE: DECEMBER 8, 2018

ACCESS SERVICE

23 – Metropolitan Statistical Area Access Services (Cont'd)

23.5 Rates and Charges (Cont'd)

(1)

(D)

(D)

⁽¹⁾ Material in this Section has been de-tariffed pursuant to FCC Order No. 17-43, released April 28, 2017. Terms and Conditions for de-tariffed services are available at www.att.com/guidebook.

ISSUED: DECEMBER 7, 2017

EFFECTIVE: DECEMBER 8, 2018

ACCESS SERVICE

23 – Metropolitan Statistical Area Access Services (Cont'd)

23.5 Rates and Charges (Cont'd)

(1)

(D)

(D)

⁽¹⁾ Material in this Section has been de-tariffed pursuant to FCC Order No. 17-43, released April 28, 2017. Terms and Conditions for de-tariffed services are available at www.att.com/guidebook.

ISSUED: DECEMBER 7, 2017

EFFECTIVE: DECEMBER 8, 2018

ACCESS SERVICE

23 – Metropolitan Statistical Area Access Services (Cont'd)

23.5 Rates and Charges (Cont'd)

(1)

(D)

(D)

⁽¹⁾ Material in this Section has been de-tariffed pursuant to FCC Order No. 17-43, released April 28, 2017. Terms and Conditions for de-tariffed services are available at www.att.com/guidebook.

(This page filed under Transmittal No. 135)

All BellSouth marks contained herein and as set forth in the trademarks and service marks section of the BellSouth Tariffs are owned by BellSouth Intellectual Property Corporation.

ISSUED: DECEMBER 7, 2017

EFFECTIVE: DECEMBER 8, 2018

ACCESS SERVICE

23 – Metropolitan Statistical Area Access Services (Cont'd)

23.5 Rates and Charges (Cont'd)

(1)

(D)

(D)

⁽¹⁾ Material in this Section has been de-tariffed pursuant to FCC Order No. 17-43, released April 28, 2017. Terms and Conditions for de-tariffed services are available at www.att.com/guidebook.

(This page filed under Transmittal No. 135)

All BellSouth marks contained herein and as set forth in the trademarks and service marks section of the BellSouth Tariffs are owned by BellSouth Intellectual Property Corporation.

ISSUED: DECEMBER 7, 2017

EFFECTIVE: DECEMBER 8, 2018

ACCESS SERVICE

23 - Metropolitan Statistical Area Access Services (Cont'd)

23.5 Rates and Charges (Cont'd)

(1)

(D)

(D)

⁽¹⁾ Material in this Section has been de-tariffed pursuant to FCC Order No. 17-43, released April 28, 2017. Terms and Conditions for de-tariffed services are available at www.att.com/guidebook.

(This page filed under Transmittal No. 135)

All BellSouth marks contained herein and as set forth in the trademarks and service marks section of the BellSouth Tariffs are owned by BellSouth Intellectual Property Corporation.

ISSUED: DECEMBER 7, 2017

EFFECTIVE: DECEMBER 8, 2018

ACCESS SERVICE

23 – Metropolitan Statistical Area Access Services (Cont'd)

23.5 Rates and Charges (Cont'd)

(1)

(D)

(D)

(1) Material in this Section has been de-tariffed pursuant to FCC Order No. 17-43, released April 28, 2017. Terms and Conditions for de-tariffed services are available at www.att.com/guidebook.

(This page filed under Transmittal No. 135)

All BellSouth marks contained herein and as set forth in the trademarks and service marks section of the BellSouth Tariffs are owned by BellSouth Intellectual Property Corporation.

ISSUED: DECEMBER 7, 2017

EFFECTIVE: DECEMBER 8, 2018

ACCESS SERVICE

23 – Metropolitan Statistical Area Access Services (Cont'd)

23.5 Rates and Charges (Cont'd)

(1)

(D)

(D)

⁽¹⁾ Material in this Section has been de-tariffed pursuant to FCC Order No. 17-43, released April 28, 2017. Terms and Conditions for de-tariffed services are available at www.att.com/guidebook.

(This page filed under Transmittal No. 135)

All BellSouth marks contained herein and as set forth in the trademarks and service marks section of the BellSouth Tariffs are owned by BellSouth Intellectual Property Corporation.

ISSUED: DECEMBER 7, 2017

EFFECTIVE: DECEMBER 8, 2018

ACCESS SERVICE

23 - Metropolitan Statistical Area Access Services (Cont'd)

23.5 Rates and Charges (Cont'd)

(1)

(D)

(D)

⁽¹⁾ Material in this Section has been de-tariffed pursuant to FCC Order No. 17-43, released April 28, 2017. Terms and Conditions for de-tariffed services are available at www.att.com/guidebook.

(This page filed under Transmittal No. 135)

All BellSouth marks contained herein and as set forth in the trademarks and service marks section of the BellSouth Tariffs are owned by BellSouth Intellectual Property Corporation.

ISSUED: DECEMBER 7, 2017

EFFECTIVE: DECEMBER 8, 2018

ACCESS SERVICE

23 - Metropolitan Statistical Area Access Services (Cont'd)

23.5 Rates and Charges (Cont'd)

(1)

(D)

(D)

⁽¹⁾ Material in this Section has been de-tariffed pursuant to FCC Order No. 17-43, released April 28, 2017. Terms and Conditions for de-tariffed services are available at www.att.com/guidebook.

(This page filed under Transmittal No. 135)

All BellSouth marks contained herein and as set forth in the trademarks and service marks section of the BellSouth Tariffs are owned by BellSouth Intellectual Property Corporation.

ISSUED: DECEMBER 7, 2017

EFFECTIVE: DECEMBER 8, 2018

ACCESS SERVICE

23 – Metropolitan Statistical Area Access Services (Cont'd)

23.5 Rates and Charges (Cont'd)

(1)

(D)

(D)

⁽¹⁾ Material in this Section has been de-tariffed pursuant to FCC Order No. 17-43, released April 28, 2017. Terms and Conditions for de-tariffed services are available at www.att.com/guidebook.

(This page filed under Transmittal No. 135)

All BellSouth marks contained herein and as set forth in the trademarks and service marks section of the BellSouth Tariffs are owned by BellSouth Intellectual Property Corporation.

ISSUED: DECEMBER 7, 2017

EFFECTIVE: DECEMBER 8, 2018

ACCESS SERVICE

23 – Metropolitan Statistical Area Access Services (Cont'd)

23.5 Rates and Charges (Cont'd)

(1)

(D)

(D)

⁽¹⁾ Material in this Section has been de-tariffed pursuant to FCC Order No. 17-43, released April 28, 2017. Terms and Conditions for de-tariffed services are available at www.att.com/guidebook.

ISSUED: DECEMBER 7, 2017

EFFECTIVE: DECEMBER 8, 2018

ACCESS SERVICE

23 – Metropolitan Statistical Area Access Services (Cont'd)

23.5 Rates and Charges (Cont'd)

(1)

(D)

(D)

⁽¹⁾ Material in this Section has been de-tariffed pursuant to FCC Order No. 17-43, released April 28, 2017. Terms and Conditions for de-tariffed services are available at www.att.com/guidebook.

(This page filed under Transmittal No. 135)

All BellSouth marks contained herein and as set forth in the trademarks and service marks section of the BellSouth Tariffs are owned by BellSouth Intellectual Property Corporation.

ISSUED: DECEMBER 7, 2017

EFFECTIVE: DECEMBER 8, 2018

ACCESS SERVICE

23 - Metropolitan Statistical Area Access Services (Cont'd)

23.5 Rates and Charges (Cont'd)

(1)

(D)

(D)

(1) Material in this Section has been de-tariffed pursuant to FCC Order No. 17-43, released April 28, 2017. Terms and Conditions for de-tariffed services are available at www.att.com/guidebook.

(This page filed under Transmittal No. 135)

All BellSouth marks contained herein and as set forth in the trademarks and service marks section of the BellSouth Tariffs are owned by BellSouth Intellectual Property Corporation.

ISSUED: DECEMBER 7, 2017

EFFECTIVE: DECEMBER 8, 2018

ACCESS SERVICE

23 – Metropolitan Statistical Area Access Services (Cont'd)

23.5 Rates and Charges (Cont'd)

(1)

(D)

(D)

(1) Material in this Section has been de-tariffed pursuant to FCC Order No. 17-43, released April 28, 2017. Terms and Conditions for de-tariffed services are available at www.att.com/guidebook.

(This page filed under Transmittal No. 135)

All BellSouth marks contained herein and as set forth in the trademarks and service marks section of the BellSouth Tariffs are owned by BellSouth Intellectual Property Corporation.

ISSUED: DECEMBER 7, 2017

EFFECTIVE: DECEMBER 8, 2018

ACCESS SERVICE

23 – Metropolitan Statistical Area Access Services (Cont'd)

23.5 Rates and Charges (Cont'd)

(1)

(D)

(D)

⁽¹⁾ Material in this Section has been de-tariffed pursuant to FCC Order No. 17-43, released April 28, 2017. Terms and Conditions for de-tariffed services are available at www.att.com/guidebook.

(This page filed under Transmittal No. 135)

All BellSouth marks contained herein and as set forth in the trademarks and service marks section of the BellSouth Tariffs are owned by BellSouth Intellectual Property Corporation.

ISSUED: DECEMBER 7, 2017

EFFECTIVE: DECEMBER 8, 2018

ACCESS SERVICE

23 – Metropolitan Statistical Area Access Services (Cont'd)

23.5 Rates and Charges (Cont'd)

(1)

(D)

(D)

⁽¹⁾ Material in this Section has been de-tariffed pursuant to FCC Order No. 17-43, released April 28, 2017. Terms and Conditions for de-tariffed services are available at www.att.com/guidebook.

(This page filed under Transmittal No. 135)

All BellSouth marks contained herein and as set forth in the trademarks and service marks section of the BellSouth Tariffs are owned by BellSouth Intellectual Property Corporation.

ISSUED: DECEMBER 7, 2017

EFFECTIVE: DECEMBER 8, 2018

ACCESS SERVICE

23 - Metropolitan Statistical Area Access Services (Cont'd)

23.5 Rates and Charges (Cont'd)

(1)

(D)

(D)

⁽¹⁾ Material in this Section has been de-tariffed pursuant to FCC Order No. 17-43, released April 28, 2017. Terms and Conditions for de-tariffed services are available at www.att.com/guidebook.

(This page filed under Transmittal No. 135)

All BellSouth marks contained herein and as set forth in the trademarks and service marks section of the BellSouth Tariffs are owned by BellSouth Intellectual Property Corporation.

ISSUED: DECEMBER 7, 2017

EFFECTIVE: DECEMBER 8, 2018

ACCESS SERVICE

23 – Metropolitan Statistical Area Access Services (Cont'd)

23.5 Rates and Charges (Cont'd)

(1)

(D)

(D)

⁽¹⁾ Material in this Section has been de-tariffed pursuant to FCC Order No. 17-43, released April 28, 2017. Terms and Conditions for de-tariffed services are available at www.att.com/guidebook.

(This page filed under Transmittal No. 135)

All BellSouth marks contained herein and as set forth in the trademarks and service marks section of the BellSouth Tariffs are owned by BellSouth Intellectual Property Corporation.

ISSUED: DECEMBER 7, 2017

EFFECTIVE: DECEMBER 8, 2018

ACCESS SERVICE

23 – Metropolitan Statistical Area Access Services (Cont'd)

23.5 Rates and Charges (Cont'd)

(1)

(D)

(D)

⁽¹⁾ Material in this Section has been de-tariffed pursuant to FCC Order No. 17-43, released April 28, 2017. Terms and Conditions for de-tariffed services are available at www.att.com/guidebook.

(This page filed under Transmittal No. 135)

All BellSouth marks contained herein and as set forth in the trademarks and service marks section of the BellSouth Tariffs are owned by BellSouth Intellectual Property Corporation.

ISSUED: DECEMBER 7, 2017

EFFECTIVE: DECEMBER 8, 2018

ACCESS SERVICE

23 – Metropolitan Statistical Area Access Services (Cont'd)

23.5 Rates and Charges (Cont'd)

(1)

(D)

(D)

⁽¹⁾ Material in this Section has been de-tariffed pursuant to FCC Order No. 17-43, released April 28, 2017. Terms and Conditions for de-tariffed services are available at www.att.com/guidebook.

(This page filed under Transmittal No. 135)

All BellSouth marks contained herein and as set forth in the trademarks and service marks section of the BellSouth Tariffs are owned by BellSouth Intellectual Property Corporation.

ISSUED: DECEMBER 7, 2017

EFFECTIVE: DECEMBER 8, 2018

ACCESS SERVICE

23 - Metropolitan Statistical Area Access Services (Cont'd)

23.5 Rates and Charges (Cont'd)

(1)

(D)

(D)

(1) Material in this Section has been de-tariffed pursuant to FCC Order No. 17-43, released April 28, 2017. Terms and Conditions for de-tariffed services are available at www.att.com/guidebook.

(This page filed under Transmittal No. 135)

All BellSouth marks contained herein and as set forth in the trademarks and service marks section of the BellSouth Tariffs are owned by BellSouth Intellectual Property Corporation.

ISSUED: DECEMBER 7, 2017

EFFECTIVE: DECEMBER 8, 2018

ACCESS SERVICE

23 - Metropolitan Statistical Area Access Services (Cont'd)

23.5 Rates and Charges (Cont'd)

(1)

(D)

(D)

⁽¹⁾ Material in this Section has been de-tariffed pursuant to FCC Order No. 17-43, released April 28, 2017. Terms and Conditions for de-tariffed services are available at www.att.com/guidebook.

(This page filed under Transmittal No. 135)

All BellSouth marks contained herein and as set forth in the trademarks and service marks section of the BellSouth Tariffs are owned by BellSouth Intellectual Property Corporation.

ISSUED: DECEMBER 7, 2017

EFFECTIVE: DECEMBER 8, 2018

ACCESS SERVICE

23 - Metropolitan Statistical Area Access Services (Cont'd)

23.5 Rates and Charges (Cont'd)

(1)

(D)

(D)

(1) Material in this Section has been de-tariffed pursuant to FCC Order No. 17-43, released April 28, 2017. Terms and Conditions for de-tariffed services are available at www.att.com/guidebook.

(This page filed under Transmittal No. 135)

All BellSouth marks contained herein and as set forth in the trademarks and service marks section of the BellSouth Tariffs are owned by BellSouth Intellectual Property Corporation.

ISSUED: DECEMBER 7, 2017

EFFECTIVE: DECEMBER 8, 2018

ACCESS SERVICE

23 - Metropolitan Statistical Area Access Services (Cont'd)

23.5 Rates and Charges (Cont'd)

(1)

(D)

(D)

⁽¹⁾ Material in this Section has been de-tariffed pursuant to FCC Order No. 17-43, released April 28, 2017. Terms and Conditions for de-tariffed services are available at www.att.com/guidebook.

(This page filed under Transmittal No. 135)

All BellSouth marks contained herein and as set forth in the trademarks and service marks section of the BellSouth Tariffs are owned by BellSouth Intellectual Property Corporation.

ISSUED: DECEMBER 7, 2017

EFFECTIVE: DECEMBER 8, 2018

ACCESS SERVICE

23 - Metropolitan Statistical Area Access Services (Cont'd)

23.5 Rates and Charges (Cont'd)

(1)

(D)

(D)

⁽¹⁾ Material in this Section has been de-tariffed pursuant to FCC Order No. 17-43, released April 28, 2017. Terms and Conditions for de-tariffed services are available at www.att.com/guidebook.

(This page filed under Transmittal No. 135)

All BellSouth marks contained herein and as set forth in the trademarks and service marks section of the BellSouth Tariffs are owned by BellSouth Intellectual Property Corporation.

ISSUED: DECEMBER 7, 2017

EFFECTIVE: DECEMBER 8, 2018

ACCESS SERVICE

23 - Metropolitan Statistical Area Access Services (Cont'd)

23.5 Rates and Charges (Cont'd)

(1)

(D)

(D)

⁽¹⁾ Material in this Section has been de-tariffed pursuant to FCC Order No. 17-43, released April 28, 2017. Terms and Conditions for de-tariffed services are available at www.att.com/guidebook.

(This page filed under Transmittal No. 135)

All BellSouth marks contained herein and as set forth in the trademarks and service marks section of the BellSouth Tariffs are owned by BellSouth Intellectual Property Corporation.

ISSUED: DECEMBER 7, 2017

EFFECTIVE: DECEMBER 8, 2018

ACCESS SERVICE

23 - Metropolitan Statistical Area Access Services (Cont'd)

23.5 Rates and Charges (Cont'd)

(1)

(D)

(D)

⁽¹⁾ Material in this Section has been de-tariffed pursuant to FCC Order No. 17-43, released April 28, 2017. Terms and Conditions for de-tariffed services are available at www.att.com/guidebook.

(This page filed under Transmittal No. 135)

All BellSouth marks contained herein and as set forth in the trademarks and service marks section of the BellSouth Tariffs are owned by BellSouth Intellectual Property Corporation.

ISSUED: DECEMBER 7, 2017

EFFECTIVE: DECEMBER 8, 2018

ACCESS SERVICE

23 - Metropolitan Statistical Area Access Services

23.5 Rates and Charges (Cont'd)

(1)

(D)

(D)

⁽¹⁾ Material in this Section has been de-tariffed pursuant to FCC Order No. 17-43, released April 28, 2017. Terms and Conditions for de-tariffed services are available at www.att.com/guidebook.

(This page filed under Transmittal No. 135)

All AT&T and BellSouth marks contained herein and as set forth in the trademarks and service marks section of the BellSouth Tariff are owned by AT&T Intellectual Property or AT&T affiliated companies.

ISSUED: DECEMBER 7, 2017

EFFECTIVE: DECEMBER 8, 2018

ACCESS SERVICE

23 - Metropolitan Statistical Area Access Services (Cont'd)

23.5 Rates and Charges (Cont'd)

⁽¹⁾

(D)

(D)

⁽¹⁾ Material in this Section has been de-tariffed pursuant to FCC Order No. 17-43, released April 28, 2017. Terms and Conditions for de-tariffed services are available at www.att.com/guidebook.

(This page filed under Transmittal No. 135)

All BellSouth marks contained herein and as set forth in the trademarks and service marks section of the BellSouth Tariffs are owned by BellSouth Intellectual Property Corporation.

ISSUED: DECEMBER 7, 2017

EFFECTIVE: DECEMBER 8, 2018

ACCESS SERVICE

23 - Metropolitan Statistical Area Access Services (Cont'd)

23.5 Rates and Charges (Cont'd)

(1)

(D)

(D)

(1) Material in this Section has been de-tariffed pursuant to FCC Order No. 17-43, released April 28, 2017. Terms and Conditions for de-tariffed services are available at www.att.com/guidebook.

(This page filed under Transmittal No. 135)

All BellSouth marks contained herein and as set forth in the trademarks and service marks section of the BellSouth Tariffs are owned by BellSouth Intellectual Property Corporation.

ISSUED: DECEMBER 7, 2017

EFFECTIVE: DECEMBER 8, 2018

ACCESS SERVICE

23 - Metropolitan Statistical Area Access Services (Cont'd)

23.5 Rates and Charges (Cont'd)

⁽¹⁾

(D)

(D)

⁽¹⁾ Material in this Section has been de-tariffed pursuant to FCC Order No. 17-43, released April 28, 2017. Terms and Conditions for de-tariffed services are available at www.att.com/guidebook.

(This page filed under Transmittal No. 135)

All BellSouth marks contained herein and as set forth in the trademarks and service marks section of the BellSouth Tariffs are owned by BellSouth Intellectual Property Corporation.

ISSUED: DECEMBER 7, 2017

EFFECTIVE: DECEMBER 8, 2018

ACCESS SERVICE

23 - Metropolitan Statistical Area Access Services (Cont'd)

23.5 Rates and Charges (Cont'd)

(1)

(D)

(D)

(1) Material in this Section has been de-tariffed pursuant to FCC Order No. 17-43, released April 28, 2017. Terms and Conditions for de-tariffed services are available at www.att.com/guidebook.

(This page filed under Transmittal No. 135)

All BellSouth marks contained herein and as set forth in the trademarks and service marks section of the BellSouth Tariffs are owned by BellSouth Intellectual Property Corporation.

ISSUED: DECEMBER 7, 2017

EFFECTIVE: DECEMBER 8, 2018

ACCESS SERVICE

23 - Metropolitan Statistical Area Access Services (Cont'd)

23.5 Rates and Charges (Cont'd)

(1)

(D)

(D)

⁽¹⁾ Material in this Section has been de-tariffed pursuant to FCC Order No. 17-43, released April 28, 2017. Terms and Conditions for de-tariffed services are available at www.att.com/guidebook.

BELLSOUTH TELECOMMUNICATIONS
675 W. Peachtree St. NW, Atlanta, GA 30308

TARIFF F.C.C. NO. 1
2ND REVISED PAGE 23-291
CANCELS 1ST REVISED PAGE 23-291

ISSUED: DECEMBER 7, 2017

EFFECTIVE: DECEMBER 8, 2018

ACCESS SERVICE

23 - Metropolitan Statistical Area Access Services (Cont'd)

23.5 Rates and Charges (Cont'd)

(1)

(D)

(D)

⁽¹⁾ Material in this Section has been de-tariffed pursuant to FCC Order No. 17-43, released April 28, 2017. Terms and Conditions for de-tariffed services are available at www.att.com/guidebook.

(This page filed under Transmittal No. 135)

All BellSouth marks contained herein and as set forth in the trademarks and service marks section of the BellSouth Tariffs are owned by BellSouth Intellectual Property Corporation.

ISSUED: DECEMBER 7, 2017

EFFECTIVE: DECEMBER 8, 2018

ACCESS SERVICE

23 - Metropolitan Statistical Area Access Services (Cont'd)

23.5 Rates and Charges (Cont'd)

(1)

(D)

(D)

(1) Material in this Section has been de-tariffed pursuant to FCC Order No. 17-43, released April 28, 2017. Terms and Conditions for de-tariffed services are available at www.att.com/guidebook.

(This page filed under Transmittal No. 135)

All BellSouth marks contained herein and as set forth in the trademarks and service marks section of the BellSouth Tariffs are owned by BellSouth Intellectual Property Corporation.

ISSUED: DECEMBER 7, 2017

EFFECTIVE: DECEMBER 8, 2018

ACCESS SERVICE

23 - Metropolitan Statistical Area Access Services (Cont'd)

23.5 Rates and Charges (Cont'd)

(1)

(D)

(D)

⁽¹⁾ Material in this Section has been de-tariffed pursuant to FCC Order No. 17-43, released April 28, 2017. Terms and Conditions for de-tariffed services are available at www.att.com/guidebook.

(This page filed under Transmittal No. 135)

All BellSouth marks contained herein and as set forth in the trademarks and service marks section of the BellSouth Tariffs are owned by BellSouth Intellectual Property Corporation.

BELLSOUTH TELECOMMUNICATIONS
675 W. Peachtree St. NW, Atlanta, GA 30308

TARIFF F.C.C. NO. 1
2ND REVISED PAGE 23-294
CANCELS 1ST REVISED PAGE 23-294

ISSUED: DECEMBER 7, 2017

EFFECTIVE: DECEMBER 8, 2018

ACCESS SERVICE

23 - Metropolitan Statistical Area Access Services (Cont'd)

23.5 Rates and Charges (Cont'd)

(1)

(D)

(D)

⁽¹⁾ Material in this Section has been de-tariffed pursuant to FCC Order No. 17-43, released April 28, 2017. Terms and Conditions for de-tariffed services are available at www.att.com/guidebook.

(This page filed under Transmittal No. 135)

All BellSouth marks contained herein and as set forth in the trademarks and service marks section of the BellSouth Tariffs are owned by BellSouth Intellectual Property Corporation.

BELLSOUTH TELECOMMUNICATIONS
675 W. Peachtree St. NW, Atlanta, GA 30308

TARIFF F.C.C. NO. 1
2ND REVISED PAGE 23-295
CANCELS 1ST REVISED PAGE 23-295

ISSUED: DECEMBER 7, 2017

EFFECTIVE: DECEMBER 8, 2018

ACCESS SERVICE

23 - Metropolitan Statistical Area Access Services (Cont'd)

23.5 Rates and Charges (Cont'd)

(1)

(D)

(D)

⁽¹⁾ Material in this Section has been de-tariffed pursuant to FCC Order No. 17-43, released April 28, 2017. Terms and Conditions for de-tariffed services are available at www.att.com/guidebook.

(This page filed under Transmittal No. 135)

All BellSouth marks contained herein and as set forth in the trademarks and service marks section of the BellSouth Tariffs are owned by BellSouth Intellectual Property Corporation.

ISSUED: DECEMBER 7, 2017

EFFECTIVE: DECEMBER 8, 2018

ACCESS SERVICE

23 - Metropolitan Statistical Area Access Services (Cont'd)

23.5 Rates and Charges (Cont'd)

(1)

(D)

(D)

⁽¹⁾ Material in this Section has been de-tariffed pursuant to FCC Order No. 17-43, released April 28, 2017. Terms and Conditions for de-tariffed services are available at www.att.com/guidebook.

(This page filed under Transmittal No. 135)

All BellSouth marks contained herein and as set forth in the trademarks and service marks section of the BellSouth Tariffs are owned by BellSouth Intellectual Property Corporation.

ISSUED: DECEMBER 7, 2017

EFFECTIVE: DECEMBER 8, 2018

ACCESS SERVICE

23 - Metropolitan Statistical Area Access Services (Cont'd)

23.5 Rates and Charges (Cont'd)

(1)

(D)

(D)

⁽¹⁾ Material in this Section has been de-tariffed pursuant to FCC Order No. 17-43, released April 28, 2017. Terms and Conditions for de-tariffed services are available at www.att.com/guidebook.

(This page filed under Transmittal No. 135)

All BellSouth marks contained herein and as set forth in the trademarks and service marks section of the BellSouth Tariffs are owned by BellSouth Intellectual Property Corporation.

ISSUED: DECEMBER 7, 2017

EFFECTIVE: DECEMBER 8, 2018

ACCESS SERVICE

23 - Metropolitan Statistical Area Access Services (Cont'd)

23.5 Rates and Charges (Cont'd)

(1)

(D)

(D)

⁽¹⁾ Material in this Section has been de-tariffed pursuant to FCC Order No. 17-43, released April 28, 2017. Terms and Conditions for de-tariffed services are available at www.att.com/guidebook.

ISSUED: DECEMBER 7, 2017

EFFECTIVE: DECEMBER 8, 2018

ACCESS SERVICE

23 - Metropolitan Statistical Area Access Services (Cont'd)

23.5 Rates and Charges (Cont'd)

(1)

(D)

(D)

⁽¹⁾ Material in this Section has been de-tariffed pursuant to FCC Order No. 17-43, released April 28, 2017. Terms and Conditions for de-tariffed services are available at www.att.com/guidebook.

(This page filed under Transmittal No. 135)

All BellSouth marks contained herein and as set forth in the trademarks and service marks section of the BellSouth Tariffs are owned by BellSouth Intellectual Property Corporation.

ISSUED: DECEMBER 7, 2017

EFFECTIVE: DECEMBER 8, 2018

ACCESS SERVICE

23 - Metropolitan Statistical Area Access Services (Cont'd)

23.5 Rates and Charges (Cont'd)

(1)

(D)

(D)

⁽¹⁾ Material in this Section has been de-tariffed pursuant to FCC Order No. 17-43, released April 28, 2017. Terms and Conditions for de-tariffed services are available at www.att.com/guidebook.

(This page filed under Transmittal No. 135)

All BellSouth marks contained herein and as set forth in the trademarks and service marks section of the BellSouth Tariffs are owned by BellSouth Intellectual Property Corporation.

ISSUED: DECEMBER 7, 2017

EFFECTIVE: DECEMBER 8, 2018

ACCESS SERVICE

23 – Metropolitan Statistical Area Access Services (Cont'd)

23.5 Rates and Charges (Cont'd)

(1)

(D)

(D)

⁽¹⁾ Material in this Section has been de-tariffed pursuant to FCC Order No. 17-43, released April 28, 2017. Terms and Conditions for de-tariffed services are available at www.att.com/guidebook.

(This page filed under Transmittal No. 135)

All BellSouth marks contained herein and as set forth in the trademarks and service marks section of the BellSouth Tariffs are owned by BellSouth Intellectual Property Corporation.

ISSUED: DECEMBER 7, 2017

EFFECTIVE: DECEMBER 8, 2018

ACCESS SERVICE

23 - Metropolitan Statistical Area Access Services (Cont'd)

23.5 Rates and Charges (Cont'd)

(1)

(D)

(D)

⁽¹⁾ Material in this Section has been de-tariffed pursuant to FCC Order No. 17-43, released April 28, 2017. Terms and Conditions for de-tariffed services are available at www.att.com/guidebook.

(This page filed under Transmittal No. 135)

All BellSouth marks contained herein and as set forth in the trademarks and service marks section of the BellSouth Tariffs are owned by BellSouth Intellectual Property Corporation.

ISSUED: DECEMBER 7, 2017

EFFECTIVE: DECEMBER 8, 2018

ACCESS SERVICE

23 - Metropolitan Statistical Area Access Services (Cont'd)

23.5 Rates and Charges (Cont'd)

(1)

(D)

(D)

⁽¹⁾ Material in this Section has been de-tariffed pursuant to FCC Order No. 17-43, released April 28, 2017. Terms and Conditions for de-tariffed services are available at www.att.com/guidebook.

(This page filed under Transmittal No. 135)

All BellSouth marks contained herein and as set forth in the trademarks and service marks section of the BellSouth Tariffs are owned by BellSouth Intellectual Property Corporation.

ISSUED: DECEMBER 7, 2017

EFFECTIVE: DECEMBER 8, 2018

ACCESS SERVICE

23 - Metropolitan Statistical Area Access Services (Cont'd)

23.5 Rates and Charges (Cont'd)

(1)

(D)

(D)

⁽¹⁾ Material in this Section has been de-tariffed pursuant to FCC Order No. 17-43, released April 28, 2017. Terms and Conditions for de-tariffed services are available at www.att.com/guidebook.

(This page filed under Transmittal No. 135)

All BellSouth marks contained herein and as set forth in the trademarks and service marks section of the BellSouth Tariffs are owned by BellSouth Intellectual Property Corporation.

ISSUED: DECEMBER 7, 2017

EFFECTIVE: DECEMBER 8, 2018

ACCESS SERVICE

23 - Metropolitan Statistical Area Access Services (Cont'd)

23.5 Rates and Charges (Cont'd)

(1)

(D)

(D)

⁽¹⁾ Material in this Section has been de-tariffed pursuant to FCC Order No. 17-43, released April 28, 2017. Terms and Conditions for de-tariffed services are available at www.att.com/guidebook.

(This page filed under Transmittal No. 135)

All BellSouth marks contained herein and as set forth in the trademarks and service marks section of the BellSouth Tariffs are owned by BellSouth Intellectual Property Corporation.

ISSUED: DECEMBER 7, 2017

EFFECTIVE: DECEMBER 8, 2018

ACCESS SERVICE

23 - Metropolitan Statistical Area Access Services (Cont'd)

23.5 Rates and Charges (Cont'd)

(1)

(D)

(D)

⁽¹⁾ Material in this Section has been de-tariffed pursuant to FCC Order No. 17-43, released April 28, 2017. Terms and Conditions for de-tariffed services are available at www.att.com/guidebook.

(This page filed under Transmittal No. 135)

All BellSouth marks contained herein and as set forth in the trademarks and service marks section of the BellSouth Tariffs are owned by BellSouth Intellectual Property Corporation.

ISSUED: DECEMBER 7, 2017

EFFECTIVE: DECEMBER 8, 2018

ACCESS SERVICE

23 - Metropolitan Statistical Area Access Services (Cont'd)

23.5 Rates and Charges (Cont'd)

(1)

(D)

(D)

⁽¹⁾ Material in this Section has been de-tariffed pursuant to FCC Order No. 17-43, released April 28, 2017. Terms and Conditions for de-tariffed services are available at www.att.com/guidebook.

(This page filed under Transmittal No. 135)

All BellSouth marks contained herein and as set forth in the trademarks and service marks section of the BellSouth Tariffs are owned by BellSouth Intellectual Property Corporation.

ISSUED: DECEMBER 7, 2017

EFFECTIVE: DECEMBER 8, 2018

ACCESS SERVICE

23 – Metropolitan Statistical Area Access Services (Cont'd)

23.5 Rates and Charges (Cont'd)

(1)

(D)

(D)

⁽¹⁾ Material in this Section has been de-tariffed pursuant to FCC Order No. 17-43, released April 28, 2017. Terms and Conditions for de-tariffed services are available at www.att.com/guidebook.

(This page filed under Transmittal No. 135)

All BellSouth marks contained herein and as set forth in the trademarks and service marks section of the BellSouth Tariffs are owned by BellSouth Intellectual Property Corporation.

ISSUED: DECEMBER 7, 2017

EFFECTIVE: DECEMBER 8, 2018

ACCESS SERVICE

23 – Metropolitan Statistical Area Access Services (Cont'd)

23.5 Rates and Charges (Cont'd)

(1)

(D)

(D)

⁽¹⁾ Material in this Section has been de-tariffed pursuant to FCC Order No. 17-43, released April 28, 2017. Terms and Conditions for de-tariffed services are available at www.att.com/guidebook.

(This page filed under Transmittal No. 135)

All BellSouth marks contained herein and as set forth in the trademarks and servicemarks section of this Tariff are owned by BellSouth Intellectual Property Corporation.

ISSUED: DECEMBER 7, 2017

EFFECTIVE: DECEMBER 8, 2018

ACCESS SERVICE

23 – Metropolitan Statistical Area Access Services (Cont'd)

23.5 Rates and Charges (Cont'd)

(1)

(D)

(D)

⁽¹⁾ Material in this Section has been de-tariffed pursuant to FCC Order No. 17-43, released April 28, 2017. Terms and Conditions for de-tariffed services are available at www.att.com/guidebook.

ISSUED: DECEMBER 7, 2017

EFFECTIVE: DECEMBER 8, 2018

ACCESS SERVICE

23 – Metropolitan Statistical Area Access Services (Cont'd)

23.5 Rates and Charges (Cont'd)

(1)

(D)

(D)

⁽¹⁾ Material in this Section has been de-tariffed pursuant to FCC Order No. 17-43, released April 28, 2017. Terms and Conditions for de-tariffed services are available at www.att.com/guidebook.

ISSUED: DECEMBER 7, 2017

EFFECTIVE: DECEMBER 8, 2018

ACCESS SERVICE

23 – Metropolitan Statistical Area Access Services (Cont'd)

23.5 Rates and Charges (Cont'd)

(1)

(D)

(D)

⁽¹⁾ Material in this Section has been de-tariffed pursuant to FCC Order No. 17-43, released April 28, 2017. Terms and Conditions for de-tariffed services are available at www.att.com/guidebook.

ISSUED: DECEMBER 7, 2017

EFFECTIVE: DECEMBER 8, 2018

ACCESS SERVICE

23 – Metropolitan Statistical Area Access Services (Cont'd)

23.5 Rates and Charges (Cont'd)

(1)

(D)

(D)

⁽¹⁾ Material in this Section has been de-tariffed pursuant to FCC Order No. 17-43, released April 28, 2017. Terms and Conditions for de-tariffed services are available at www.att.com/guidebook.

ISSUED: DECEMBER 7, 2017

EFFECTIVE: DECEMBER 8, 2018

ACCESS SERVICE

23 – Metropolitan Statistical Area Access Services (Cont'd)

23.5 Rates and Charges (Cont'd)

(1)

(D)

(D)

⁽¹⁾ Material in this Section has been de-tariffed pursuant to FCC Order No. 17-43, released April 28, 2017. Terms and Conditions for de-tariffed services are available at www.att.com/guidebook.

(This page filed under Transmittal No. 135)

All AT&T and BellSouth marks contained herein and as set forth in the trademarks and service marks section of the BellSouth Tariff are owned by AT&T Intellectual Property or AT&T affiliated companies.

ISSUED: DECEMBER 7, 2017

EFFECTIVE: DECEMBER 8, 2018

ACCESS SERVICE

23 – Metropolitan Statistical Area Access Services

23.5 Rates and Charges

(1)

(D)

(D)

(1) Material in this Section has been de-tariffed pursuant to FCC Order No. 17-43, released April 28, 2017. Terms and Conditions for de-tariffed services are available at www.att.com/guidebook.

(This page filed under Transmittal No. 135)

All AT&T and BellSouth marks contained herein and as set forth in the trademarks and service marks section of the BellSouth Tariff are owned by AT&T Intellectual Property or AT&T affiliated companies.

ISSUED: DECEMBER 7, 2017

EFFECTIVE: DECEMBER 8, 2018

ACCESS SERVICE

23 – Metropolitan Statistical Area Access Services

23.5 Rates and Charges (Cont'd)

⁽¹⁾

(D)

(D)

⁽¹⁾ Material in this Section has been de-tariffed pursuant to FCC Order No. 17-43, released April 28, 2017. Terms and Conditions for de-tariffed services are available at www.att.com/guidebook.

(This page filed under Transmittal No. 135)

All AT&T and BellSouth marks contained herein and as set forth in the trademarks and service marks section of the BellSouth Tariff are owned by AT&T Intellectual Property or AT&T affiliated companies.

ISSUED: DECEMBER 7, 2017

EFFECTIVE: DECEMBER 8, 2018

ACCESS SERVICE

23 – Metropolitan Statistical Area Access Services (Cont'd)

23.5 Rates and Charges (Cont'd)

(1)

(D)

(D)

⁽¹⁾ Material in this Section has been de-tariffed pursuant to FCC Order No. 17-43, released April 28, 2017. Terms and Conditions for de-tariffed services are available at www.att.com/guidebook.

(This page filed under Transmittal No. 135)

All BellSouth marks contained herein and as set forth in the trademarks and servicemarks section of this Tariff are owned by BellSouth Intellectual Property Corporation.

ISSUED: DECEMBER 7, 2017

EFFECTIVE: DECEMBER 8, 2018

ACCESS SERVICE

23 – Metropolitan Statistical Area Access Services (Cont'd)

23.5 Rates and Charges (Cont'd)

(1)

(D)

(D)

⁽¹⁾ Material in this Section has been de-tariffed pursuant to FCC Order No. 17-43, released April 28, 2017. Terms and Conditions for de-tariffed services are available at www.att.com/guidebook.

(This page filed under Transmittal No. 135)

All BellSouth marks contained herein and as set forth in the trademarks and servicemarks section of this Tariff are owned by BellSouth Intellectual Property Corporation.

ISSUED: DECEMBER 7, 2017

EFFECTIVE: DECEMBER 8, 2018

ACCESS SERVICE

23 – Metropolitan Statistical Area Access Services (Cont'd)

23.5 Rates and Charges (Cont'd)

(1)

(D)

(D)

⁽¹⁾ Material in this Section has been de-tariffed pursuant to FCC Order No. 17-43, released April 28, 2017. Terms and Conditions for de-tariffed services are available at www.att.com/guidebook.

(This page filed under Transmittal No. 135)

All AT&T and BellSouth marks contained herein and as set forth in the trademarks and service marks section of the BellSouth Tariff are owned by AT&T Intellectual Property or AT&T affiliated companies.

ISSUED: DECEMBER 7, 2017

EFFECTIVE: DECEMBER 8, 2018

ACCESS SERVICE

23 – Metropolitan Statistical Area Access Services (Cont'd)

23.5 Rates and Charges (Cont'd)

(1)

(D)

(D)

⁽¹⁾ Material in this Section has been de-tariffed pursuant to FCC Order No. 17-43, released April 28, 2017. Terms and Conditions for de-tariffed services are available at www.att.com/guidebook.

(This page filed under Transmittal No. 135)

All BellSouth marks contained herein and as set forth in the trademarks and servicemarks section of this Tariff are owned by BellSouth Intellectual Property Corporation.

ISSUED: DECEMBER 7, 2017

EFFECTIVE: DECEMBER 8, 2018

ACCESS SERVICE

23 – Metropolitan Statistical Area Access Services (Cont'd)

23.5 Rates and Charges (Cont'd)

(1)

(D)

(D)

⁽¹⁾ Material in this Section has been de-tariffed pursuant to FCC Order No. 17-43, released April 28, 2017. Terms and Conditions for de-tariffed services are available at www.att.com/guidebook.

(This page filed under Transmittal No. 135)

All BellSouth marks contained herein and as set forth in the trademarks and servicemarks section of this Tariff are owned by BellSouth Intellectual Property Corporation.

ISSUED: DECEMBER 7, 2017

EFFECTIVE: DECEMBER 8, 2018

ACCESS SERVICE

23 – Metropolitan Statistical Area Access Services (Cont'd)

23.5 Rates and Charges

(1)

(D)

(D)

⁽¹⁾ Material in this Section has been de-tariffed pursuant to FCC Order No. 17-43, released April 28, 2017. Terms and Conditions for de-tariffed services are available at www.att.com/guidebook.

(This page filed under Transmittal No. 135)

All BellSouth marks contained herein and as set forth in the trademarks and servicemarks section of this Tariff are owned by BellSouth Intellectual Property Corporation.

ISSUED: DECEMBER 7, 2017

EFFECTIVE: DECEMBER 8, 2018

ACCESS SERVICE

23 – Metropolitan Statistical Area Access Services (Cont'd)

23.5 Rates and Charges (Cont'd)

(1)

(D)

(D)

(1) Material in this Section has been de-tariffed pursuant to FCC Order No. 17-43, released April 28, 2017. Terms and Conditions for de-tariffed services are available at www.att.com/guidebook.

(This page filed under Transmittal No. 135)

All BellSouth marks contained herein and as set forth in the trademarks and servicemarks section of this Tariff are owned by BellSouth Intellectual Property Corporation.

ISSUED: DECEMBER 7, 2017

EFFECTIVE: DECEMBER 8, 2018

ACCESS SERVICE

23 – Metropolitan Statistical Area Access Services (Cont'd)

23.5 Rates and Charges

(1)

(D)

(D)

⁽¹⁾ Material in this Section has been de-tariffed pursuant to FCC Order No. 17-43, released April 28, 2017. Terms and Conditions for de-tariffed services are available at www.att.com/guidebook.

ISSUED: AUGUST 16, 2012

EFFECTIVE: AUGUST 31, 2012

ACCESS SERVICE

23 – Metropolitan Statistical Area Access Services (Cont'd)

23.5 Rates and Charges

23.5.2 BellSouth SPA Service (Cont'd)

23.5.2.20 BellSouth SPA Managed Shared Network Service⁽¹⁾

(N)

(A) DS3 Service - Flat rate per Local Channel, per Aggregation Location.

- (1) Zone 1
- (a) Alabama

<u>Quantity of DS3s Per Aggregation Location</u>	<u>Month to Month/ 12 Month Rate</u>	<u>60 Month Rate</u>	<u>USOC</u>
1	\$5,913.00	\$3,285.00	HFN3C
2	\$6,093.00	\$3,385.00	HFN3C
3	\$6,273.00	\$3,485.00	HFN3C
4	\$6,453.00	\$3,585.00	HFN3C
5	\$7,353.00	\$4,085.00	HFN3C
6	\$8,253.00	\$4,585.00	HFN3C
7	\$9,272.00	\$5,151.00	HFN3C
8	\$10,244.00	\$5,691.00	HFN3C
9	\$11,171.00	\$6,206.00	HFN3C
10	\$12,053.00	\$6,696.00	HFN3C
11	\$12,894.00	\$7,163.00	HFN3C
12	\$13,691.00	\$7,606.00	HFN3C
13	\$14,448.00	\$8,027.00	HFN3C
14	\$15,168.00	\$8,427.00	HFN3C
15	\$15,849.00	\$8,805.00	HFN3C
16	\$16,496.00	\$9,164.00	HFN3C
17	\$17,106.00	\$9,503.00	HFN3C
18	\$17,682.00	\$9,823.00	HFN3C
19	\$18,225.00	\$10,125.00	HFN3C
20	\$18,738.00	\$10,410.00	HFN3C
21	\$19,223.00	\$10,679.00	HFN3C
22	\$19,677.00	\$10,932.00	HFN3C
23	\$20,106.00	\$11,170.00	HFN3C
24	\$20,505.00	\$11,392.00	HFN3C
25	\$20,886.00	\$11,603.00	HFN3C
26	\$21,240.00	\$11,800.00	HFN3C
27	\$21,573.00	\$11,985.00	HFN3C
28	\$21,887.00	\$12,159.00	HFN3C
29	\$22,178.00	\$12,321.00	HFN3C
30	\$22,455.00	\$12,475.00	HFN3C

⁽¹⁾ Effective August 31, 2012: 1) BellSouth SPA Managed Shared Network Service is limited to existing Customers, for existing service arrangements, 2) existing Customers may not order new services and 3) existing Customers may not make changes to their existing service arrangements.

(N)
(N)
(N)

ISSUED: JUNE 16, 2011

EFFECTIVE: JULY 1, 2011

ACCESS SERVICE

23 – Metropolitan Statistical Area Access Services (Cont'd)

23.5 Rates and Charges (Cont'd)

23.5.2 BellSouth SPA Service (Cont'd)

23.5.2.20 BellSouth SPA Managed Shared Network Service (Cont'd)

(A) DS3 Service - Flat rate per Local Channel, per Aggregation Location.
 (Cont'd)

(1) Zone 1 (Cont'd)

(a) Alabama (Cont'd)

<u>Quantity of DS3s Per Aggregation Location</u>	<u>Month to Month/ 12 Month Rate</u>	<u>60 Month Rate</u>	<u>USOC</u>
31	\$22,715.00	\$12,619.00	HFN3C
32	\$22,958.00	\$12,754.00	HFN3C
33	\$23,187.00	\$12,882.00	HFN3C
34	\$23,406.00	\$13,003.00	HFN3C
35	\$23,613.00	\$13,118.00	HFN3C
36	\$23,807.00	\$13,226.00	HFN3C
37	\$23,994.00	\$13,330.00	HFN3C
38	\$24,176.00	\$13,431.00	HFN3C
39	\$24,351.00	\$13,528.00	HFN3C
40	\$24,519.00	\$13,622.00	HFN3C
41	\$24,687.00	\$13,715.00	HFN3C
42	\$24,851.00	\$13,806.00	HFN3C
43	\$25,014.00	\$13,897.00	HFN3C
44	\$25,179.00	\$13,988.00	HFN3C
45	\$25,344.00	\$14,080.00	HFN3C
46	\$25,514.00	\$14,174.00	HFN3C
47	\$25,688.00	\$14,271.00	HFN3C
48	\$25,868.00	\$14,371.00	HFN3C
49	\$26,408.00	\$14,671.00	HFN3C
50	\$26,903.00	\$14,946.00	HFN3C
51	\$27,353.00	\$15,196.00	HFN3C
52	\$27,758.00	\$15,421.00	HFN3C
53	\$27,938.00	\$15,521.00	HFN3C
54	\$28,298.00	\$15,721.00	HFN3C
55	\$28,613.00	\$15,896.00	HFN3C
56	\$28,883.00	\$16,046.00	HFN3C
57	\$29,063.00	\$16,146.00	HFN3C
58	\$29,288.00	\$16,271.00	HFN3C
59	\$29,468.00	\$16,371.00	HFN3C
60	\$29,648.00	\$16,471.00	HFN3C

ISSUED: JUNE 16, 2011

EFFECTIVE: JULY 1, 2011

ACCESS SERVICE

23 – Metropolitan Statistical Area Access Services (Cont'd)

23.5 Rates and Charges

23.5.2 BellSouth SPA Service (Cont'd)

23.5.2.20 BellSouth SPA Managed Shared Network Service (Cont'd)

(A) DS3 Service - Flat rate per Local Channel, per Aggregation Location.
 (Cont'd)

(1) Zone 1 (Cont'd)

(a) Alabama (Cont'd)

<u>Quantity of DS3s Per Aggregation Location</u>	<u>Month to Month/ 12 Month Rate</u>	<u>60 Month Rate</u>	<u>USOC</u>
61	\$30,280.00	\$16,820.00	HFN3C
62	\$30,910.00	\$17,170.00	HFN3C
63	\$31,540.00	\$17,520.00	HFN3C
64	\$32,170.00	\$17,870.00	HFN3C
65	\$32,800.00	\$18,220.00	HFN3C
66	\$33,430.00	\$18,570.00	HFN3C
67	\$34,060.00	\$18,920.00	HFN3C
68	\$34,690.00	\$19,270.00	HFN3C
69	\$35,320.00	\$19,620.00	HFN3C
70	\$35,950.00	\$19,970.00	HFN3C
71	\$36,580.00	\$20,320.00	HFN3C
72	\$37,210.00	\$20,670.00	HFN3C
73	\$37,840.00	\$21,020.00	HFN3C
74	\$38,470.00	\$21,370.00	HFN3C
75	\$39,100.00	\$21,720.00	HFN3C
76	\$39,730.00	\$22,070.00	HFN3C
77	\$40,360.00	\$22,420.00	HFN3C
78	\$40,990.00	\$22,770.00	HFN3C
79	\$41,620.00	\$23,120.00	HFN3C
80	\$42,250.00	\$23,470.00	HFN3C
81	\$42,880.00	\$23,820.00	HFN3C
82	\$43,510.00	\$24,170.00	HFN3C
83	\$44,140.00	\$24,520.00	HFN3C
84	\$44,770.00	\$24,870.00	HFN3C
85	\$45,400.00	\$25,220.00	HFN3C
86	\$46,030.00	\$25,570.00	HFN3C
87	\$46,660.00	\$25,920.00	HFN3C
88	\$47,290.00	\$26,270.00	HFN3C
89	\$47,920.00	\$26,620.00	HFN3C
90	\$48,550.00	\$26,970.00	HFN3C

ISSUED: JUNE 16, 2011

EFFECTIVE: JULY 1, 2011

ACCESS SERVICE

23 – Metropolitan Statistical Area Access Services (Cont'd)

23.5 Rates and Charges

23.5.2 BellSouth SPA Service (Cont'd)

23.5.2.20 BellSouth SPA Managed Shared Network Service (Cont'd)

(A) DS3 Service - Flat rate per Local Channel, per Aggregation Location.
 (Cont'd)

(1) Zone 1 (Cont'd)

(a) Alabama (Cont'd)

<u>Quantity of DS3s Per Aggregation Location</u>	<u>Month to Month/ 12 Month Rate</u>	<u>60 Month Rate</u>	<u>USOC</u>
91	\$49,180.00	\$27,320.00	HFN3C
92	\$49,810.00	\$27,670.00	HFN3C
93	\$50,440.00	\$28,020.00	HFN3C
94	\$51,070.00	\$28,370.00	HFN3C
95	\$51,700.00	\$28,720.00	HFN3C
96	\$52,330.00	\$29,070.00	HFN3C
97	\$52,960.00	\$29,420.00	HFN3C
98	\$53,590.00	\$29,770.00	HFN3C
99	\$54,220.00	\$30,120.00	HFN3C
100	\$54,850.00	\$30,470.00	HFN3C
101	\$55,480.00	\$30,820.00	HFN3C
102	\$56,110.00	\$31,170.00	HFN3C
103	\$56,740.00	\$31,520.00	HFN3C
104	\$57,370.00	\$31,870.00	HFN3C
105	\$58,000.00	\$32,220.00	HFN3C
106	\$58,630.00	\$32,570.00	HFN3C
107	\$59,260.00	\$32,920.00	HFN3C
108	\$59,890.00	\$33,270.00	HFN3C
109	\$60,520.00	\$33,620.00	HFN3C
110	\$61,150.00	\$33,970.00	HFN3C
111	\$61,780.00	\$34,320.00	HFN3C
112	\$62,410.00	\$34,670.00	HFN3C
113	\$63,040.00	\$35,020.00	HFN3C
114	\$63,670.00	\$35,370.00	HFN3C
115	\$64,300.00	\$35,720.00	HFN3C
116	\$64,930.00	\$36,070.00	HFN3C
117	\$65,560.00	\$36,420.00	HFN3C
118	\$66,190.00	\$36,770.00	HFN3C
119	\$66,820.00	\$37,120.00	HFN3C
120	\$67,450.00	\$37,470.00	HFN3C

ISSUED: JUNE 16, 2011

EFFECTIVE: JULY 1, 2011

ACCESS SERVICE

23 – Metropolitan Statistical Area Access Services (Cont'd)

23.5 Rates and Charges

23.5.2 BellSouth SPA Service (Cont'd)

23.5.2.20 BellSouth SPA Managed Shared Network Service (Cont'd)

(A) DS3 Service - Flat rate per Local Channel, per Aggregation Location.
 (Cont'd)

(1) Zone 1 (Cont'd)

(a) Alabama (Cont'd)

<u>Quantity of DS3s Per Aggregation Location</u>	<u>Month to Month/ 12 Month Rate</u>	<u>60 Month Rate</u>	<u>USOC</u>
121	\$68,080.00	\$37,820.00	HFN3C
122	\$68,710.00	\$38,170.00	HFN3C
123	\$69,340.00	\$38,520.00	HFN3C
124	\$69,970.00	\$38,870.00	HFN3C
125	\$70,600.00	\$39,220.00	HFN3C
126	\$71,230.00	\$39,570.00	HFN3C
127	\$71,860.00	\$39,920.00	HFN3C
128	\$72,490.00	\$40,270.00	HFN3C
129	\$73,120.00	\$40,620.00	HFN3C
130	\$73,750.00	\$40,970.00	HFN3C
131	\$74,380.00	\$41,320.00	HFN3C
132	\$75,010.00	\$41,670.00	HFN3C
133	\$75,640.00	\$42,020.00	HFN3C
134	\$76,270.00	\$42,370.00	HFN3C
135	\$76,900.00	\$42,720.00	HFN3C
136	\$77,530.00	\$43,070.00	HFN3C
137	\$78,160.00	\$43,420.00	HFN3C
138	\$78,790.00	\$43,770.00	HFN3C
139	\$79,420.00	\$44,120.00	HFN3C
140	\$80,050.00	\$44,470.00	HFN3C
141	\$80,680.00	\$44,820.00	HFN3C
142	\$81,310.00	\$45,170.00	HFN3C
143	\$81,940.00	\$45,520.00	HFN3C
144	\$82,570.00	\$45,870.00	HFN3C
145	\$83,200.00	\$46,220.00	HFN3C
146	\$83,830.00	\$46,570.00	HFN3C
147	\$84,460.00	\$46,920.00	HFN3C
148	\$85,090.00	\$47,270.00	HFN3C
149	\$85,720.00	\$47,620.00	HFN3C
150	\$86,350.00	\$47,970.00	HFN3C

ISSUED: JUNE 16, 2011

EFFECTIVE: JULY 1, 2011

ACCESS SERVICE

23 – Metropolitan Statistical Area Access Services (Cont'd)

23.5 Rates and Charges

23.5.2 BellSouth SPA Service (Cont'd)

23.5.2.20 BellSouth SPA Managed Shared Network Service (Cont'd)

(A) DS3 Service - Flat rate per Local Channel, per Aggregation Location.
 (Cont'd)

(1) Zone 1 (Cont'd)

(a) Alabama (Cont'd)

<u>Quantity of DS3s Per Aggregation Location</u>	<u>Month to Month/ 12 Month Rate</u>	<u>60 Month Rate</u>	<u>USOC</u>
151	\$86,980.00	\$48,320.00	HFN3C
152	\$87,610.00	\$48,670.00	HFN3C
153	\$88,240.00	\$49,020.00	HFN3C
154	\$88,870.00	\$49,370.00	HFN3C
155	\$89,500.00	\$49,720.00	HFN3C
156	\$90,130.00	\$50,070.00	HFN3C
157	\$90,760.00	\$50,420.00	HFN3C
158	\$91,390.00	\$50,770.00	HFN3C
159	\$92,020.00	\$51,120.00	HFN3C
160	\$92,650.00	\$51,470.00	HFN3C
161	\$93,280.00	\$51,820.00	HFN3C
162	\$93,910.00	\$52,170.00	HFN3C
163	\$94,540.00	\$52,520.00	HFN3C
164	\$95,170.00	\$52,870.00	HFN3C
165	\$95,800.00	\$53,220.00	HFN3C
166	\$96,430.00	\$53,570.00	HFN3C
167	\$97,060.00	\$53,920.00	HFN3C
168	\$97,690.00	\$54,270.00	HFN3C
169	\$98,320.00	\$54,620.00	HFN3C
170	\$98,950.00	\$54,970.00	HFN3C
171	\$99,580.00	\$55,320.00	HFN3C
172	\$100,210.00	\$55,670.00	HFN3C
173	\$100,840.00	\$56,020.00	HFN3C
174	\$101,470.00	\$56,370.00	HFN3C
175	\$102,100.00	\$56,720.00	HFN3C
176	\$102,730.00	\$57,070.00	HFN3C
177	\$103,360.00	\$57,420.00	HFN3C
178	\$103,990.00	\$57,770.00	HFN3C
179	\$104,620.00	\$58,120.00	HFN3C
180	\$105,250.00	\$58,470.00	HFN3C

ISSUED: JUNE 16, 2011

EFFECTIVE: JULY 1, 2011

ACCESS SERVICE

23 – Metropolitan Statistical Area Access Services (Cont'd)

23.5 Rates and Charges

23.5.2 BellSouth SPA Service (Cont'd)

23.5.2.20 BellSouth SPA Managed Shared Network Service (Cont'd)

(A) DS3 Service - Flat rate per Local Channel, per Aggregation Location.
(Cont'd)

(1) Zone 1 (Cont'd)

(a) Alabama (Cont'd)

<u>Quantity of DS3s Per Aggregation Location</u>	<u>Month to Month/ 12 Month Rate</u>	<u>60 Month Rate</u>	<u>USOC</u>
181	\$105,880.00	\$58,820.00	HFN3C
182	\$106,510.00	\$59,170.00	HFN3C
183	\$107,140.00	\$59,520.00	HFN3C
184	\$107,770.00	\$59,870.00	HFN3C
185	\$108,400.00	\$60,220.00	HFN3C
186	\$109,030.00	\$60,570.00	HFN3C
187	\$109,660.00	\$60,920.00	HFN3C
188	\$110,290.00	\$61,270.00	HFN3C
189	\$110,920.00	\$61,620.00	HFN3C
190	\$111,550.00	\$61,970.00	HFN3C
191	\$112,180.00	\$62,320.00	HFN3C
192	\$112,810.00	\$62,670.00	HFN3C

ISSUED: JUNE 16, 2011

EFFECTIVE: JULY 1, 2011

ACCESS SERVICE

23 – Metropolitan Statistical Area Access Services (Cont'd)

23.5 Rates and Charges (Cont'd)

23.5.2 BellSouth SPA Service (Cont'd)

23.5.2.20 BellSouth SPA Managed Shared Network Service (Cont'd)

(A) DS3 Service - Flat rate per Local Channel, per Aggregation Location.
 (Cont'd)

(1) Zone 1 (Cont'd)

(b) Florida (Cont'd)

<u>Quantity of DS3s Per Aggregation Location</u>	<u>Month to Month/ 12 Month Rate</u>	<u>60 Month Rate</u>	<u>USOC</u>
31	\$22,715.00	\$12,619.00	HFN3C
32	\$22,958.00	\$12,754.00	HFN3C
33	\$23,187.00	\$12,882.00	HFN3C
34	\$23,406.00	\$13,003.00	HFN3C
35	\$23,613.00	\$13,118.00	HFN3C
36	\$23,807.00	\$13,226.00	HFN3C
37	\$23,994.00	\$13,330.00	HFN3C
38	\$24,176.00	\$13,431.00	HFN3C
39	\$24,351.00	\$13,528.00	HFN3C
40	\$24,519.00	\$13,622.00	HFN3C
41	\$24,687.00	\$13,715.00	HFN3C
42	\$24,851.00	\$13,806.00	HFN3C
43	\$25,014.00	\$13,897.00	HFN3C
44	\$25,179.00	\$13,988.00	HFN3C
45	\$25,344.00	\$14,080.00	HFN3C
46	\$25,514.00	\$14,174.00	HFN3C
47	\$25,688.00	\$14,271.00	HFN3C
48	\$25,868.00	\$14,371.00	HFN3C
49	\$26,408.00	\$14,671.00	HFN3C
50	\$26,903.00	\$14,946.00	HFN3C
51	\$27,353.00	\$15,196.00	HFN3C
52	\$27,758.00	\$15,421.00	HFN3C
53	\$27,938.00	\$15,521.00	HFN3C
54	\$28,298.00	\$15,721.00	HFN3C
55	\$28,613.00	\$15,896.00	HFN3C
56	\$28,883.00	\$16,046.00	HFN3C
57	\$29,063.00	\$16,146.00	HFN3C
58	\$29,288.00	\$16,271.00	HFN3C
59	\$29,468.00	\$16,371.00	HFN3C
60	\$29,648.00	\$16,471.00	HFN3C

ISSUED: JUNE 16, 2011

EFFECTIVE: JULY 1, 2011

ACCESS SERVICE

23 – Metropolitan Statistical Area Access Services (Cont'd)

23.5 Rates and Charges

23.5.2 BellSouth SPA Service (Cont'd)

23.52.20 BellSouth SPA Managed Shared Network Service (Cont'd)

(A) DS3 Service - Flat rate per Local Channel, per Aggregation Location.
 (Cont'd)

(1) Zone 1 (Cont'd)

(b) Florida (Cont'd)

<u>Quantity of DS3s Per Aggregation Location</u>	<u>Month to Month/ 12 Month Rate</u>	<u>60 Month Rate</u>	<u>USOC</u>
61	\$30,280.00	\$16,820.00	HFN3C
62	\$30,910.00	\$17,170.00	HFN3C
63	\$31,540.00	\$17,520.00	HFN3C
64	\$32,170.00	\$17,870.00	HFN3C
65	\$32,800.00	\$18,220.00	HFN3C
66	\$33,430.00	\$18,570.00	HFN3C
67	\$34,060.00	\$18,920.00	HFN3C
68	\$34,690.00	\$19,270.00	HFN3C
69	\$35,320.00	\$19,620.00	HFN3C
70	\$35,950.00	\$19,970.00	HFN3C
71	\$36,580.00	\$20,320.00	HFN3C
72	\$37,210.00	\$20,670.00	HFN3C
73	\$37,840.00	\$21,020.00	HFN3C
74	\$38,470.00	\$21,370.00	HFN3C
75	\$39,100.00	\$21,720.00	HFN3C
76	\$39,730.00	\$22,070.00	HFN3C
77	\$40,360.00	\$22,420.00	HFN3C
78	\$40,990.00	\$22,770.00	HFN3C
79	\$41,620.00	\$23,120.00	HFN3C
80	\$42,250.00	\$23,470.00	HFN3C
81	\$42,880.00	\$23,820.00	HFN3C
82	\$43,510.00	\$24,170.00	HFN3C
83	\$44,140.00	\$24,520.00	HFN3C
84	\$44,770.00	\$24,870.00	HFN3C
85	\$45,400.00	\$25,220.00	HFN3C
86	\$46,030.00	\$25,570.00	HFN3C
87	\$46,660.00	\$25,920.00	HFN3C
88	\$47,290.00	\$26,270.00	HFN3C
89	\$47,920.00	\$26,620.00	HFN3C
90	\$48,550.00	\$26,970.00	HFN3C

ISSUED: JUNE 16, 2011

EFFECTIVE: JULY 1, 2011

ACCESS SERVICE

23 – Metropolitan Statistical Area Access Services (Cont'd)

23.5 Rates and Charges (Cont'd)

23.5.2 BellSouth SPA Service (Cont'd)

23.5.2.20 BellSouth SPA Managed Shared Network Service (Cont'd)

(A) DS3 Service - Flat rate per Local Channel, per Aggregation Location.
 (Cont'd)

(1) Zone 1 (Cont'd)

(b) Florida (Cont'd)

<u>Quantity of DS3s Per Aggregation Location</u>	<u>Month to Month/ 12 Month Rate</u>	<u>60 Month Rate</u>	<u>USOC</u>
91	\$49,180.00	\$27,320.00	HFN3C
92	\$49,810.00	\$27,670.00	HFN3C
93	\$50,440.00	\$28,020.00	HFN3C
94	\$51,070.00	\$28,370.00	HFN3C
95	\$51,700.00	\$28,720.00	HFN3C
96	\$52,330.00	\$29,070.00	HFN3C
97	\$52,960.00	\$29,420.00	HFN3C
98	\$53,590.00	\$29,770.00	HFN3C
99	\$54,220.00	\$30,120.00	HFN3C
100	\$54,850.00	\$30,470.00	HFN3C
101	\$55,480.00	\$30,820.00	HFN3C
102	\$56,110.00	\$31,170.00	HFN3C
103	\$56,740.00	\$31,520.00	HFN3C
104	\$57,370.00	\$31,870.00	HFN3C
105	\$58,000.00	\$32,220.00	HFN3C
106	\$58,630.00	\$32,570.00	HFN3C
107	\$59,260.00	\$32,920.00	HFN3C
108	\$59,890.00	\$33,270.00	HFN3C
109	\$60,520.00	\$33,620.00	HFN3C
110	\$61,150.00	\$33,970.00	HFN3C
111	\$61,780.00	\$34,320.00	HFN3C
112	\$62,410.00	\$34,670.00	HFN3C
113	\$63,040.00	\$35,020.00	HFN3C
114	\$63,670.00	\$35,370.00	HFN3C
115	\$64,300.00	\$35,720.00	HFN3C
116	\$64,930.00	\$36,070.00	HFN3C
117	\$65,560.00	\$36,420.00	HFN3C
118	\$66,190.00	\$36,770.00	HFN3C
119	\$66,820.00	\$37,120.00	HFN3C
120	\$67,450.00	\$37,470.00	HFN3C

ISSUED: JUNE 16, 2011

EFFECTIVE: JULY 1, 2011

ACCESS SERVICE

23 – Metropolitan Statistical Area Access Services (Cont'd)

23.5 Rates and Charges

23.5.2 BellSouth SPA Service (Cont'd)

23.5.2.20 BellSouth SPA Managed Shared Network Service (Cont'd)

(A) DS3 Service - Flat rate per Local Channel, per Aggregation Location.
 (Cont'd)

(1) Zone 1 (Cont'd)

(b) Florida (Cont'd)

<u>Quantity of DS3s Per Aggregation Location</u>	<u>Month to Month/ 12 Month Rate</u>	<u>60 Month Rate</u>	<u>USOC</u>
121	\$68,080.00	\$37,820.00	HFN3C
122	\$68,710.00	\$38,170.00	HFN3C
123	\$69,340.00	\$38,520.00	HFN3C
124	\$69,970.00	\$38,870.00	HFN3C
125	\$70,600.00	\$39,220.00	HFN3C
126	\$71,230.00	\$39,570.00	HFN3C
127	\$71,860.00	\$39,920.00	HFN3C
128	\$72,490.00	\$40,270.00	HFN3C
129	\$73,120.00	\$40,620.00	HFN3C
130	\$73,750.00	\$40,970.00	HFN3C
131	\$74,380.00	\$41,320.00	HFN3C
132	\$75,010.00	\$41,670.00	HFN3C
133	\$75,640.00	\$42,020.00	HFN3C
134	\$76,270.00	\$42,370.00	HFN3C
135	\$76,900.00	\$42,720.00	HFN3C
136	\$77,530.00	\$43,070.00	HFN3C
137	\$78,160.00	\$43,420.00	HFN3C
138	\$78,790.00	\$43,770.00	HFN3C
139	\$79,420.00	\$44,120.00	HFN3C
140	\$80,050.00	\$44,470.00	HFN3C
141	\$80,680.00	\$44,820.00	HFN3C
142	\$81,310.00	\$45,170.00	HFN3C
143	\$81,940.00	\$45,520.00	HFN3C
144	\$82,570.00	\$45,870.00	HFN3C
145	\$83,200.00	\$46,220.00	HFN3C
146	\$83,830.00	\$46,570.00	HFN3C
147	\$84,460.00	\$46,920.00	HFN3C
148	\$85,090.00	\$47,270.00	HFN3C
149	\$85,720.00	\$47,620.00	HFN3C
150	\$86,350.00	\$47,970.00	HFN3C

ISSUED: JUNE 16, 2011

EFFECTIVE: JULY 1, 2011

ACCESS SERVICE

23 – Metropolitan Statistical Area Access Services (Cont'd)

23.5 Rates and Charges

23.5.2 BellSouth SPA Service (Cont'd)

23.5.2.20 BellSouth SPA Managed Shared Network Service (Cont'd)

(A) DS3 Service - Flat rate per Local Channel, per Aggregation Location.
 (Cont'd)

- (1) Zone 1 (Cont'd)
- (b) Florida (Cont'd)

<u>Quantity of DS3s Per Aggregation Location</u>	<u>Month to Month/ 12 Month Rate</u>	<u>60 Month Rate</u>	<u>USOC</u>
151	\$86,980.00	\$48,320.00	HFN3C
152	\$87,610.00	\$48,670.00	HFN3C
153	\$88,240.00	\$49,020.00	HFN3C
154	\$88,870.00	\$49,370.00	HFN3C
155	\$89,500.00	\$49,720.00	HFN3C
156	\$90,130.00	\$50,070.00	HFN3C
157	\$90,760.00	\$50,420.00	HFN3C
158	\$91,390.00	\$50,770.00	HFN3C
159	\$92,020.00	\$51,120.00	HFN3C
160	\$92,650.00	\$51,470.00	HFN3C
161	\$93,280.00	\$51,820.00	HFN3C
162	\$93,910.00	\$52,170.00	HFN3C
163	\$94,540.00	\$52,520.00	HFN3C
164	\$95,170.00	\$52,870.00	HFN3C
165	\$95,800.00	\$53,220.00	HFN3C
166	\$96,430.00	\$53,570.00	HFN3C
167	\$97,060.00	\$53,920.00	HFN3C
168	\$97,690.00	\$54,270.00	HFN3C
169	\$98,320.00	\$54,620.00	HFN3C
170	\$98,950.00	\$54,970.00	HFN3C
171	\$99,580.00	\$55,320.00	HFN3C
172	\$100,210.00	\$55,670.00	HFN3C
173	\$100,840.00	\$56,020.00	HFN3C
174	\$101,470.00	\$56,370.00	HFN3C
175	\$102,100.00	\$56,720.00	HFN3C
176	\$102,730.00	\$57,070.00	HFN3C
177	\$103,360.00	\$57,420.00	HFN3C
178	\$103,990.00	\$57,770.00	HFN3C
179	\$104,620.00	\$58,120.00	HFN3C
180	\$105,250.00	\$58,470.00	HFN3C

ISSUED: JUNE 16, 2011

EFFECTIVE: JULY 1, 2011

ACCESS SERVICE

23 – Metropolitan Statistical Area Access Services (Cont'd)

23.5 Rates and Charges

23.5.2 BellSouth SPA Service (Cont'd)

23.5.2.20 BellSouth SPA Managed Shared Network Service (Cont'd)

(A) DS3 Service - Flat rate per Local Channel, per Aggregation Location.
(Cont'd)

(1) Zone 1 (Cont'd)

(b) Florida (Cont'd)

<u>Quantity of DS3s Per Aggregation Location</u>	<u>Month to Month/ 12 Month Rate</u>	<u>60 Month Rate</u>	<u>USOC</u>
181	\$105,880.00	\$58,820.00	HFN3C
182	\$106,510.00	\$59,170.00	HFN3C
183	\$107,140.00	\$59,520.00	HFN3C
184	\$107,770.00	\$59,870.00	HFN3C
185	\$108,400.00	\$60,220.00	HFN3C
186	\$109,030.00	\$60,570.00	HFN3C
187	\$109,660.00	\$60,920.00	HFN3C
188	\$110,290.00	\$61,270.00	HFN3C
189	\$110,920.00	\$61,620.00	HFN3C
190	\$111,550.00	\$61,970.00	HFN3C
191	\$112,180.00	\$62,320.00	HFN3C
192	\$112,810.00	\$62,670.00	HFN3C

ISSUED: JUNE 16, 2011

EFFECTIVE: JULY 1, 2011

ACCESS SERVICE

23 – Metropolitan Statistical Area Access Services (Cont'd)

23.5 Rates and Charges

23.5.2 BellSouth SPA Service (Cont'd)

23.5.2.20 BellSouth SPA Managed Shared Network Service (Cont'd)

(A) DS3 Service - Flat rate per Local Channel, per Aggregation Location.
(Cont'd)

(1) Zone 1 (Cont'd)

(c) Georgia

<u>Quantity of DS3s Per Aggregation Location</u>	<u>Month to Month/ 12 Month Rate</u>	<u>60 Month Rate</u>	<u>USOC</u>
1	\$5,913.00	\$3,285.00	HFN3C
2	\$6,093.00	\$3,385.00	HFN3C
3	\$6,273.00	\$3,485.00	HFN3C
4	\$6,453.00	\$3,585.00	HFN3C
5	\$7,353.00	\$4,085.00	HFN3C
6	\$8,253.00	\$4,585.00	HFN3C
7	\$9,272.00	\$5,151.00	HFN3C
8	\$10,244.00	\$5,691.00	HFN3C
9	\$11,171.00	\$6,206.00	HFN3C
10	\$12,053.00	\$6,696.00	HFN3C
11	\$12,894.00	\$7,163.00	HFN3C
12	\$13,691.00	\$7,606.00	HFN3C
13	\$14,448.00	\$8,027.00	HFN3C
14	\$15,168.00	\$8,427.00	HFN3C
15	\$15,849.00	\$8,805.00	HFN3C
16	\$16,496.00	\$9,164.00	HFN3C
17	\$17,106.00	\$9,503.00	HFN3C
18	\$17,682.00	\$9,823.00	HFN3C
19	\$18,225.00	\$10,125.00	HFN3C
20	\$18,738.00	\$10,410.00	HFN3C
21	\$19,223.00	\$10,679.00	HFN3C
22	\$19,677.00	\$10,932.00	HFN3C
23	\$20,106.00	\$11,170.00	HFN3C
24	\$20,505.00	\$11,392.00	HFN3C
25	\$20,886.00	\$11,603.00	FN3C
26	\$21,240.00	\$11,800.00	HFN3C
27	\$21,573.00	\$11,985.00	HFN3C
28	\$21,887.00	\$12,159.00	HFN3C
29	\$22,178.00	\$12,321.00	HFN3C
30	\$22,455.00	\$12,475.00	HFN3C

ISSUED: JUNE 16, 2011

EFFECTIVE: JULY 1, 2011

ACCESS SERVICE

23 – Metropolitan Statistical Area Access Services (Cont'd)

23.5 Rates and Charges

23.5.2 BellSouth SPA Service (Cont'd)

23.5.2.20 BellSouth SPA Managed Shared Network Service (Cont'd)

(A) DS3 Service - Flat rate per Local Channel, per Aggregation Location.
 (Cont'd)

(1) Zone 1 (Cont'd)

(c) Georgia (Cont'd)

<u>Quantity of DS3s Per Aggregation Location</u>	<u>Month to Month/ 12 Month Rate</u>	<u>60 Month Rate</u>	<u>USOC</u>
31	\$22,715.00	\$12,619.00	HFN3C
32	\$22,958.00	\$12,754.00	HFN3C
33	\$23,187.00	\$12,882.00	HFN3C
34	\$23,406.00	\$13,003.00	HFN3C
35	\$23,613.00	\$13,118.00	HFN3C
36	\$23,807.00	\$13,226.00	HFN3C
37	\$23,994.00	\$13,330.00	HFN3C
38	\$24,176.00	\$13,431.00	HFN3C
39	\$24,351.00	\$13,528.00	HFN3C
40	\$24,519.00	\$13,622.00	HFN3C
41	\$24,687.00	\$13,715.00	HFN3C
42	\$24,851.00	\$13,806.00	HFN3C
43	\$25,014.00	\$13,897.00	HFN3C
44	\$25,179.00	\$13,988.00	HFN3C
45	\$25,344.00	\$14,080.00	HFN3C
46	\$25,514.00	\$14,174.00	HFN3C
47	\$25,688.00	\$14,271.00	HFN3C
48	\$25,868.00	\$14,371.00	HFN3C
49	\$26,408.00	\$14,671.00	HFN3C
50	\$26,903.00	\$14,946.00	HFN3C
51	\$27,353.00	\$15,196.00	HFN3C
52	\$27,758.00	\$15,421.00	HFN3C
53	\$27,938.00	\$15,521.00	HFN3C
54	\$28,298.00	\$15,721.00	HFN3C
55	\$28,613.00	\$15,896.00	HFN3C
56	\$28,883.00	\$16,046.00	HFN3C
57	\$29,063.00	\$16,146.00	HFN3C
58	\$29,288.00	\$16,271.00	HFN3C
59	\$29,468.00	\$16,371.00	HFN3C
60	\$29,648.00	\$16,471.00	HFN3C

ISSUED: JUNE 16, 2011

EFFECTIVE: JULY 1, 2011

ACCESS SERVICE

23 – Metropolitan Statistical Area Access Services (Cont'd)

23.5 Rates and Charges (Cont'd)

23.5.2 BellSouth SPA Service (Cont'd)

23.5.2.20 BellSouth SPA Managed Shared Network Service (Cont'd)

(A) DS3 Service - Flat rate per Local Channel, per Aggregation Location.
 (Cont'd)

(1) Zone 1 (Cont'd)

(c) Georgia (Cont'd)

<u>Quantity of DS3s Per Aggregation Location</u>	<u>Month to Month/ 12 Month Rate</u>	<u>60 Month Rate</u>	<u>USOC</u>
61	\$30,280.00	\$16,820.00	HFN3C
62	\$30,910.00	\$17,170.00	HFN3C
63	\$31,540.00	\$17,520.00	HFN3C
64	\$32,170.00	\$17,870.00	HFN3C
65	\$32,800.00	\$18,220.00	HFN3C
66	\$33,430.00	\$18,570.00	HFN3C
67	\$34,060.00	\$18,920.00	HFN3C
68	\$34,690.00	\$19,270.00	HFN3C
69	\$35,320.00	\$19,620.00	HFN3C
70	\$35,950.00	\$19,970.00	HFN3C
71	\$36,580.00	\$20,320.00	HFN3C
72	\$37,210.00	\$20,670.00	HFN3C
73	\$37,840.00	\$21,020.00	HFN3C
74	\$38,470.00	\$21,370.00	HFN3C
75	\$39,100.00	\$21,720.00	HFN3C
76	\$39,730.00	\$22,070.00	HFN3C
77	\$40,360.00	\$22,420.00	HFN3C
78	\$40,990.00	\$22,770.00	HFN3C
79	\$41,620.00	\$23,120.00	HFN3C
80	\$42,250.00	\$23,470.00	HFN3C
81	\$42,880.00	\$23,820.00	HFN3C
82	\$43,510.00	\$24,170.00	HFN3C
83	\$44,140.00	\$24,520.00	HFN3C
84	\$44,770.00	\$24,870.00	HFN3C
85	\$45,400.00	\$25,220.00	HFN3C
86	\$46,030.00	\$25,570.00	HFN3C
87	\$46,660.00	\$25,920.00	HFN3C
88	\$47,290.00	\$26,270.00	HFN3C
89	\$47,920.00	\$26,620.00	HFN3C
90	\$48,550.00	\$26,970.00	HFN3C

ISSUED: JUNE 16, 2011

EFFECTIVE: JULY 1, 2011

ACCESS SERVICE

23 – Metropolitan Statistical Area Access Services (Cont'd)

23.5 Rates and Charges (Cont'd)

23.5.2 BellSouth SPA Service (Cont'd)

23.5.2.20 BellSouth SPA Managed Shared Network Service (Cont'd)

(A) DS3 Service - Flat rate per Local Channel, per Aggregation Location.
 (Cont'd)

(1) Zone 1 (Cont'd)

(c) Georgia (Cont'd)

<u>Quantity of DS3s Per Aggregation Location</u>	<u>Month to Month/ 12 Month Rate</u>	<u>60 Month Rate</u>	<u>USOC</u>
91	\$49,180.00	\$27,320.00	HFN3C
92	\$49,810.00	\$27,670.00	HFN3C
93	\$50,440.00	\$28,020.00	HFN3C
94	\$51,070.00	\$28,370.00	HFN3C
95	\$51,700.00	\$28,720.00	HFN3C
96	\$52,330.00	\$29,070.00	HFN3C
97	\$52,960.00	\$29,420.00	HFN3C
98	\$53,590.00	\$29,770.00	HFN3C
99	\$54,220.00	\$30,120.00	HFN3C
100	\$54,850.00	\$30,470.00	HFN3C
101	\$55,480.00	\$30,820.00	HFN3C
102	\$56,110.00	\$31,170.00	HFN3C
103	\$56,740.00	\$31,520.00	HFN3C
104	\$57,370.00	\$31,870.00	HFN3C
105	\$58,000.00	\$32,220.00	HFN3C
106	\$58,630.00	\$32,570.00	HFN3C
107	\$59,260.00	\$32,920.00	HFN3C
108	\$59,890.00	\$33,270.00	HFN3C
109	\$60,520.00	\$33,620.00	HFN3C
110	\$61,150.00	\$33,970.00	HFN3C
111	\$61,780.00	\$34,320.00	HFN3C
112	\$62,410.00	\$34,670.00	HFN3C
113	\$63,040.00	\$35,020.00	HFN3C
114	\$63,670.00	\$35,370.00	HFN3C
115	\$64,300.00	\$35,720.00	HFN3C
116	\$64,930.00	\$36,070.00	HFN3C
117	\$65,560.00	\$36,420.00	HFN3C
118	\$66,190.00	\$36,770.00	HFN3C
119	\$66,820.00	\$37,120.00	HFN3C
120	\$67,450.00	\$37,470.00	HFN3C

ISSUED: JUNE 16, 2011

EFFECTIVE: JULY 1, 2011

ACCESS SERVICE

23 – Metropolitan Statistical Area Access Services Cont'd)

23.5 Rates and Charges

23.5.2 BellSouth SPA Service (Cont'd)

23.5.2.20 BellSouth SPA Managed Shared Network Service (Cont'd)

(A) DS3 Service - Flat rate per Local Channel, per Aggregation Location.
 (Cont'd)

(1) Zone 1 (Cont'd)

(c) Georgia (Cont'd)

<u>Quantity of DS3s Per Aggregation Location</u>	<u>Month to Month/ 12 Month Rate</u>	<u>60 Month Rate</u>	<u>USOC</u>
121	\$68,080.00	\$37,820.00	HFN3C
122	\$68,710.00	\$38,170.00	HFN3C
123	\$69,340.00	\$38,520.00	HFN3C
124	\$69,970.00	\$38,870.00	HFN3C
125	\$70,600.00	\$39,220.00	HFN3C
126	\$71,230.00	\$39,570.00	HFN3C
127	\$71,860.00	\$39,920.00	HFN3C
128	\$72,490.00	\$40,270.00	HFN3C
129	\$73,120.00	\$40,620.00	HFN3C
130	\$73,750.00	\$40,970.00	HFN3C
131	\$74,380.00	\$41,320.00	HFN3C
132	\$75,010.00	\$41,670.00	HFN3C
133	\$75,640.00	\$42,020.00	HFN3C
134	\$76,270.00	\$42,370.00	HFN3C
135	\$76,900.00	\$42,720.00	HFN3C
136	\$77,530.00	\$43,070.00	HFN3C
137	\$78,160.00	\$43,420.00	HFN3C
138	\$78,790.00	\$43,770.00	HFN3C
139	\$79,420.00	\$44,120.00	HFN3C
140	\$80,050.00	\$44,470.00	HFN3C
141	\$80,680.00	\$44,820.00	HFN3C
142	\$81,310.00	\$45,170.00	HFN3C
143	\$81,940.00	\$45,520.00	HFN3C
144	\$82,570.00	\$45,870.00	HFN3C
145	\$83,200.00	\$46,220.00	HFN3C
146	\$83,830.00	\$46,570.00	HFN3C
147	\$84,460.00	\$46,920.00	HFN3C
148	\$85,090.00	\$47,270.00	HFN3C
149	\$85,720.00	\$47,620.00	HFN3C
150	\$86,350.00	\$47,970.00	HFN3C

ISSUED: JUNE 16, 2011

EFFECTIVE: JULY 1, 2011

ACCESS SERVICE

23 – Metropolitan Statistical Area Access Services (Cont'd)

23.5 Rates and Charges

23.5.2 BellSouth SPA Service (Cont'd)

23.5.2.20 BellSouth SPA Managed Shared Network Service (Cont'd)

(A) DS3 Service - Flat rate per Local Channel, per Aggregation Location.
 (Cont'd)

(1) Zone 1 (Cont'd)
 (c) Georgia (Cont'd)

<u>Quantity of DS3s Per Aggregation Location</u>	<u>Month to Month/ 12 Month Rate</u>	<u>60 Month Rate</u>	<u>USOC</u>
151	\$86,980.00	\$48,320.00	HFN3C
152	\$87,610.00	\$48,670.00	HFN3C
153	\$88,240.00	\$49,020.00	HFN3C
154	\$88,870.00	\$49,370.00	HFN3C
155	\$89,500.00	\$49,720.00	HFN3C
156	\$90,130.00	\$50,070.00	HFN3C
157	\$90,760.00	\$50,420.00	HFN3C
158	\$91,390.00	\$50,770.00	HFN3C
159	\$92,020.00	\$51,120.00	HFN3C
160	\$92,650.00	\$51,470.00	HFN3C
161	\$93,280.00	\$51,820.00	HFN3C
162	\$93,910.00	\$52,170.00	HFN3C
163	\$94,540.00	\$52,520.00	HFN3C
164	\$95,170.00	\$52,870.00	HFN3C
165	\$95,800.00	\$53,220.00	HFN3C
166	\$96,430.00	\$53,570.00	HFN3C
167	\$97,060.00	\$53,920.00	HFN3C
168	\$97,690.00	\$54,270.00	HFN3C
169	\$98,320.00	\$54,620.00	HFN3C
170	\$98,950.00	\$54,970.00	HFN3C
171	\$99,580.00	\$55,320.00	HFN3C
172	\$100,210.00	\$55,670.00	HFN3C
173	\$100,840.00	\$56,020.00	HFN3C
174	\$101,470.00	\$56,370.00	HFN3C
175	\$102,100.00	\$56,720.00	HFN3C
176	\$102,730.00	\$57,070.00	HFN3C
177	\$103,360.00	\$57,420.00	HFN3C
178	\$103,990.00	\$57,770.00	HFN3C
179	\$104,620.00	\$58,120.00	HFN3C
180	\$105,250.00	\$58,470.00	HFN3C

ISSUED: JUNE 16, 2011

EFFECTIVE: JULY 1, 2011

ACCESS SERVICE

23 – Metropolitan Statistical Area Access Services (Cont'd)

23.5 Rates and Charges

23.5.2 BellSouth SPA Service (Cont'd)

23.5.2.20 BellSouth SPA Managed Shared Network Service (Cont'd)

(A) DS3 Service - Flat rate per Local Channel, per Aggregation Location.
(Cont'd)

(1) Zone 1 (Cont'd)

(c) Georgia (Cont'd)

<u>Quantity of DS3s Per Aggregation Location</u>	<u>Month to Month/ 12 Month Rate</u>	<u>60 Month Rate</u>	<u>USOC</u>
181	\$105,880.00	\$58,820.00	HFN3C
182	\$106,510.00	\$59,170.00	HFN3C
183	\$107,140.00	\$59,520.00	HFN3C
184	\$107,770.00	\$59,870.00	HFN3C
185	\$108,400.00	\$60,220.00	HFN3C
186	\$109,030.00	\$60,570.00	HFN3C
187	\$109,660.00	\$60,920.00	HFN3C
188	\$110,290.00	\$61,270.00	HFN3C
189	\$110,920.00	\$61,620.00	HFN3C
190	\$111,550.00	\$61,970.00	HFN3C
191	\$112,180.00	\$62,320.00	HFN3C
192	\$112,810.00	\$62,670.00	HFN3C

ISSUED: JUNE 16, 2011

EFFECTIVE: JULY 1, 2011

ACCESS SERVICE

23 – Metropolitan Statistical Area Access Services (Cont'd)

23.5 Rates and Charges (Cont'd)

23.5.2 BellSouth SPA Service (Cont'd)

23.5.2.20 BellSouth SPA Managed Shared Network Service (Cont'd)

(A) DS3 Service - Flat rate per Local Channel, per Aggregation Location.
 (Cont'd)

(1) Zone 1 (Cont'd)

(d) Kentucky

<u>Quantity of DS3s Per Aggregation Location</u>	<u>Month to Month/ 12 Month Rate</u>	<u>60 Month Rate</u>	<u>USOC</u>
1	\$5,913.00	\$3,285.00	HFN3C
2	\$6,093.00	\$3,385.00	HFN3C
3	\$6,273.00	\$3,485.00	HFN3C
4	\$6,453.00	\$3,585.00	HFN3C
5	\$7,353.00	\$4,085.00	HFN3C
6	\$8,253.00	\$4,585.00	HFN3C
7	\$9,272.00	\$5,151.00	HFN3C
8	\$10,244.00	\$5,691.00	HFN3C
9	\$11,171.00	\$6,206.00	HFN3C
10	\$12,053.00	\$6,696.00	HFN3C
11	\$12,894.00	\$7,163.00	HFN3C
12	\$13,691.00	\$7,606.00	HFN3C
13	\$14,448.00	\$8,027.00	HFN3C
14	\$15,168.00	\$8,427.00	HFN3C
15	\$15,849.00	\$8,805.00	HFN3C
16	\$16,496.00	\$9,164.00	HFN3C
17	\$17,106.00	\$9,503.00	HFN3C
18	\$17,682.00	\$9,823.00	HFN3C
19	\$18,225.00	\$10,125.00	HFN3C
20	\$18,738.00	\$10,410.00	HFN3C
21	\$19,223.00	\$10,679.00	HFN3C
22	\$19,677.00	\$10,932.00	HFN3C
23	\$20,106.00	\$11,170.00	HFN3C
24	\$20,505.00	\$11,392.00	HFN3C
25	\$20,886.00	\$11,603.00	HFN3C
26	\$21,240.00	\$11,800.00	HFN3C
27	\$21,573.00	\$11,985.00	HFN3C
28	\$21,887.00	\$12,159.00	HFN3C
29	\$22,178.00	\$12,321.00	HFN3C
30	\$22,455.00	\$12,475.00	HFN3C

ISSUED: JUNE 16, 2011

EFFECTIVE: JULY 1, 2011

ACCESS SERVICE

23 – Metropolitan Statistical Area Access Services (Cont'd)

23.5 Rates and Charges

23.5.2 BellSouth SPA Service (Cont'd)

23.5.2.20 BellSouth SPA Managed Shared Network Service (Cont'd)

(A) DS3 Service - Flat rate per Local Channel, per Aggregation Location.
 (Cont'd)

(1) Zone 1 (Cont'd)

(d) Kentucky (Cont'd)

<u>Quantity of DS3s Per Aggregation Location</u>	<u>Month to Month/ 12 Month Rate</u>	<u>60 Month Rate</u>	<u>USOC</u>
31	\$22,715.00	\$12,619.00	HFN3C
32	\$22,958.00	\$12,754.00	HFN3C
33	\$23,187.00	\$12,882.00	HFN3C
34	\$23,406.00	\$13,003.00	HFN3C
35	\$23,613.00	\$13,118.00	HFN3C
36	\$23,807.00	\$13,226.00	HFN3C
37	\$23,994.00	\$13,330.00	HFN3C
38	\$24,176.00	\$13,431.00	HFN3C
39	\$24,351.00	\$13,528.00	HFN3C
40	\$24,519.00	\$13,622.00	HFN3C
41	\$24,687.00	\$13,715.00	HFN3C
42	\$24,851.00	\$13,806.00	HFN3C
43	\$25,014.00	\$13,897.00	HFN3C
44	\$25,179.00	\$13,988.00	HFN3C
45	\$25,344.00	\$14,080.00	HFN3C
46	\$25,514.00	\$14,174.00	HFN3C
47	\$25,688.00	\$14,271.00	HFN3C
48	\$25,868.00	\$14,371.00	HFN3C
49	\$26,408.00	\$14,671.00	HFN3C
50	\$26,903.00	\$14,946.00	HFN3C
51	\$27,353.00	\$15,196.00	HFN3C
52	\$27,758.00	\$15,421.00	HFN3C
53	\$27,938.00	\$15,521.00	HFN3C
54	\$28,298.00	\$15,721.00	HFN3C
55	\$28,613.00	\$15,896.00	HFN3C
56	\$28,883.00	\$16,046.00	HFN3C
57	\$29,063.00	\$16,146.00	HFN3C
58	\$29,288.00	\$16,271.00	HFN3C
59	\$29,468.00	\$16,371.00	HFN3C
60	\$29,648.00	\$16,471.00	HFN3C

ISSUED: JUNE 16, 2011

EFFECTIVE: JULY 1, 2011

ACCESS SERVICE

23 – Metropolitan Statistical Area Access Services (Cont'd)

23.5 Rates and Charges

23.5.2 BellSouth SPA Service (Cont'd)

23.5.2.20 BellSouth SPA Managed Shared Network Service (Cont'd)

(A) DS3 Service - Flat rate per Local Channel, per Aggregation Location.
 (Cont'd)

(1) Zone 1 (Cont'd)

(d) Kentucky (Cont'd)

<u>Quantity of DS3s Per Aggregation Location</u>	<u>Month to Month/ 12 Month Rate</u>	<u>60 Month Rate</u>	<u>USOC</u>
61	\$30,280.00	\$16,820.00	HFN3C
62	\$30,910.00	\$17,170.00	HFN3C
63	\$31,540.00	\$17,520.00	HFN3C
64	\$32,170.00	\$17,870.00	HFN3C
65	\$32,800.00	\$18,220.00	HFN3C
66	\$33,430.00	\$18,570.00	HFN3C
67	\$34,060.00	\$18,920.00	HFN3C
68	\$34,690.00	\$19,270.00	HFN3C
69	\$35,320.00	\$19,620.00	HFN3C
70	\$35,950.00	\$19,970.00	HFN3C
71	\$36,580.00	\$20,320.00	HFN3C
72	\$37,210.00	\$20,670.00	HFN3C
73	\$37,840.00	\$21,020.00	HFN3C
74	\$38,470.00	\$21,370.00	HFN3C
75	\$39,100.00	\$21,720.00	HFN3C
76	\$39,730.00	\$22,070.00	HFN3C
77	\$40,360.00	\$22,420.00	HFN3C
78	\$40,990.00	\$22,770.00	HFN3C
79	\$41,620.00	\$23,120.00	HFN3C
80	\$42,250.00	\$23,470.00	HFN3C
81	\$42,880.00	\$23,820.00	HFN3C
82	\$43,510.00	\$24,170.00	HFN3C
83	\$44,140.00	\$24,520.00	HFN3C
84	\$44,770.00	\$24,870.00	HFN3C
85	\$45,400.00	\$25,220.00	HFN3C
86	\$46,030.00	\$25,570.00	HFN3C
87	\$46,660.00	\$25,920.00	HFN3C
88	\$47,290.00	\$26,270.00	HFN3C
89	\$47,920.00	\$26,620.00	HFN3C
90	\$48,550.00	\$26,970.00	HFN3C

ISSUED: JUNE 16, 2011

EFFECTIVE: JULY 1, 2011

ACCESS SERVICE

23 – Metropolitan Statistical Area Access Services (Cont'd)

23.5 Rates and Charges (Cont'd)

23.5.2 BellSouth SPA Service (Cont'd)

23.5.2.20 BellSouth SPA Managed Shared Network Service (Cont'd)

(A) DS3 Service - Flat rate per Local Channel, per Aggregation Location.
 (Cont'd)

(1) Zone 1 (Cont'd)

(d) Kentucky (Cont'd)

<u>Quantity of DS3s Per Aggregation Location</u>	<u>Month to Month/ 12 Month Rate</u>	<u>60 Month Rate</u>	<u>USOC</u>
91	\$49,180.00	\$27,320.00	HFN3C
92	\$49,810.00	\$27,670.00	HFN3C
93	\$50,440.00	\$28,020.00	HFN3C
94	\$51,070.00	\$28,370.00	HFN3C
95	\$51,700.00	\$28,720.00	HFN3C
96	\$52,330.00	\$29,070.00	HFN3C
97	\$52,960.00	\$29,420.00	HFN3C
98	\$53,590.00	\$29,770.00	HFN3C
99	\$54,220.00	\$30,120.00	HFN3C
100	\$54,850.00	\$30,470.00	HFN3C
101	\$55,480.00	\$30,820.00	HFN3C
102	\$56,110.00	\$31,170.00	HFN3C
103	\$56,740.00	\$31,520.00	HFN3C
104	\$57,370.00	\$31,870.00	HFN3C
105	\$58,000.00	\$32,220.00	HFN3C
106	\$58,630.00	\$32,570.00	HFN3C
107	\$59,260.00	\$32,920.00	HFN3C
108	\$59,890.00	\$33,270.00	HFN3C
109	\$60,520.00	\$33,620.00	HFN3C
110	\$61,150.00	\$33,970.00	HFN3C
111	\$61,780.00	\$34,320.00	HFN3C
112	\$62,410.00	\$34,670.00	HFN3C
113	\$63,040.00	\$35,020.00	HFN3C
114	\$63,670.00	\$35,370.00	HFN3C
115	\$64,300.00	\$35,720.00	HFN3C
116	\$64,930.00	\$36,070.00	HFN3C
117	\$65,560.00	\$36,420.00	HFN3C
118	\$66,190.00	\$36,770.00	HFN3C
119	\$66,820.00	\$37,120.00	HFN3C
120	\$67,450.00	\$37,470.00	HFN3C

ISSUED: JUNE 16, 2011

EFFECTIVE: JULY 1, 2011

ACCESS SERVICE

23 – Metropolitan Statistical Area Access Services (Cont'd)

23.5 Rates and Charges (Cont'd)

23.5.2 BellSouth SPA Service (Cont'd)

23.5.2.20 BellSouth SPA Managed Shared Network Service (Cont'd)

(A) DS3 Service - Flat rate per Local Channel, per Aggregation Location.
(Cont'd)

(1) Zone 1 (Cont'd)

(d) Kentucky (Cont'd)

<u>Quantity of DS3s Per Aggregation Location</u>	<u>Month to Month/ 12 Month Rate</u>	<u>60 Month Rate</u>	<u>USOC</u>
121	\$68,080.00	\$37,820.00	HFN3C
122	\$68,710.00	\$38,170.00	HFN3C
123	\$69,340.00	\$38,520.00	HFN3C
124	\$69,970.00	\$38,870.00	HFN3C
125	\$70,600.00	\$39,220.00	HFN3C
126	\$71,230.00	\$39,570.00	HFN3C
127	\$71,860.00	\$39,920.00	HFN3C
128	\$72,490.00	\$40,270.00	HFN3C
129	\$73,120.00	\$40,620.00	HFN3C
130	\$73,750.00	\$40,970.00	HFN3C
131	\$74,380.00	\$41,320.00	HFN3C
132	\$75,010.00	\$41,670.00	HFN3C
133	\$75,640.00	\$42,020.00	HFN3C
134	\$76,270.00	\$42,370.00	HFN3C
135	\$76,900.00	\$42,720.00	HFN3C
136	\$77,530.00	\$43,070.00	HFN3C
137	\$78,160.00	\$43,420.00	HFN3C
138	\$78,790.00	\$43,770.00	HFN3C
139	\$79,420.00	\$44,120.00	HFN3C
140	\$80,050.00	\$44,470.00	HFN3C
141	\$80,680.00	\$44,820.00	HFN3C
142	\$81,310.00	\$45,170.00	HFN3C
143	\$81,940.00	\$45,520.00	HFN3C
144	\$82,570.00	\$45,870.00	HFN3C
145	\$83,200.00	\$46,220.00	HFN3C
146	\$83,830.00	\$46,570.00	HFN3C
147	\$84,460.00	\$46,920.00	HFN3C
148	\$85,090.00	\$47,270.00	HFN3C
149	\$85,720.00	\$47,620.00	HFN3C
150	\$86,350.00	\$47,970.00	HFN3C

ISSUED: JUNE 16, 2011

EFFECTIVE: JULY 1, 2011

ACCESS SERVICE

23 – Metropolitan Statistical Area Access Services (Cont'd)

23.5 Rates and Charges

23.5.2 BellSouth SPA Service (Cont'd)

23.5.2.20 BellSouth SPA Managed Shared Network Service (Cont'd)

(A) DS3 Service - Flat rate per Local Channel, per Aggregation Location.
 (Cont'd)

(1) Zone 1 (Cont'd)
 (d) Kentucky (Cont'd)

<u>Quantity of DS3s Per Aggregation Location</u>	<u>Month to Month/ 12 Month Rate</u>	<u>60 Month Rate</u>	<u>USOC</u>
151	\$86,980.00	\$48,320.00	HFN3C
152	\$87,610.00	\$48,670.00	HFN3C
153	\$88,240.00	\$49,020.00	HFN3C
154	\$88,870.00	\$49,370.00	HFN3C
155	\$89,500.00	\$49,720.00	HFN3C
156	\$90,130.00	\$50,070.00	HFN3C
157	\$90,760.00	\$50,420.00	HFN3C
158	\$91,390.00	\$50,770.00	HFN3C
159	\$92,020.00	\$51,120.00	HFN3C
160	\$92,650.00	\$51,470.00	HFN3C
161	\$93,280.00	\$51,820.00	HFN3C
162	\$93,910.00	\$52,170.00	HFN3C
163	\$94,540.00	\$52,520.00	HFN3C
164	\$95,170.00	\$52,870.00	HFN3C
165	\$95,800.00	\$53,220.00	HFN3C
166	\$96,430.00	\$53,570.00	HFN3C
167	\$97,060.00	\$53,920.00	HFN3C
168	\$97,690.00	\$54,270.00	HFN3C
169	\$98,320.00	\$54,620.00	HFN3C
170	\$98,950.00	\$54,970.00	HFN3C
171	\$99,580.00	\$55,320.00	HFN3C
172	\$100,210.00	\$55,670.00	HFN3C
173	\$100,840.00	\$56,020.00	HFN3C
174	\$101,470.00	\$56,370.00	HFN3C
175	\$102,100.00	\$56,720.00	HFN3C
176	\$102,730.00	\$57,070.00	HFN3C
177	\$103,360.00	\$57,420.00	HFN3C
178	\$103,990.00	\$57,770.00	HFN3C
179	\$104,620.00	\$58,120.00	HFN3C
180	\$105,250.00	\$58,470.00	HFN3C

ISSUED: JUNE 16, 2011

EFFECTIVE: JULY 1, 2011

ACCESS SERVICE

23 – Metropolitan Statistical Area Access Services (Cont'd)

23.5 Rates and Charges

23.5.2 BellSouth SPA Service (Cont'd)

23.5.2.20 BellSouth SPA Managed Shared Network Service (Cont'd)

(A) DS3 Service - Flat rate per Local Channel, per Aggregation Location.
(Cont'd)

(1) Zone 1 (Cont'd)

(d) Kentucky (Cont'd)

<u>Quantity of DS3s Per Aggregation Location</u>	<u>Month to Month/ 12 Month Rate</u>	<u>60 Month Rate</u>	<u>USOC</u>
181	\$105,880.00	\$58,820.00	HFN3C
182	\$106,510.00	\$59,170.00	HFN3C
183	\$107,140.00	\$59,520.00	HFN3C
184	\$107,770.00	\$59,870.00	HFN3C
185	\$108,400.00	\$60,220.00	HFN3C
186	\$109,030.00	\$60,570.00	HFN3C
187	\$109,660.00	\$60,920.00	HFN3C
188	\$110,290.00	\$61,270.00	HFN3C
189	\$110,920.00	\$61,620.00	HFN3C
190	\$111,550.00	\$61,970.00	HFN3C
191	\$112,180.00	\$62,320.00	HFN3C
192	\$112,810.00	\$62,670.00	HFN3C

ISSUED: JUNE 16, 2011

EFFECTIVE: JULY 1, 2011

ACCESS SERVICE

23 – Metropolitan Statistical Area Access Services (Cont'd)

23.5 Rates and Charges (Cont'd)

23.5.2 BellSouth SPA Service (Cont'd)

23.5.2.20 BellSouth SPA Managed Shared Network Service (Cont'd)

(A) DS3 Service - Flat rate per Local Channel, per Aggregation Location.
 (Cont'd)

(1) Zone 1 (Cont'd)

(e) Louisiana			
<u>Quantity of DS3s Per</u>	<u>Month to Month/</u>	<u>60 Month Rate</u>	<u>USOC</u>
<u>Aggregation Location</u>	<u>12 Month Rate</u>		
1	\$5,913.00	\$3,285.00	HFN3C
2	\$6,093.00	\$3,385.00	HFN3C
3	\$6,273.00	\$3,485.00	HFN3C
4	\$6,453.00	\$3,585.00	HFN3C
5	\$7,353.00	\$4,085.00	HFN3C
6	\$8,253.00	\$4,585.00	HFN3C
7	\$9,272.00	\$5,151.00	HFN3C
8	\$10,244.00	\$5,691.00	HFN3C
9	\$11,171.00	\$6,206.00	HFN3C
10	\$12,053.00	\$6,696.00	HFN3C
11	\$12,894.00	\$7,163.00	HFN3C
12	\$13,691.00	\$7,606.00	HFN3C
13	\$14,448.00	\$8,027.00	HFN3C
14	\$15,168.00	\$8,427.00	HFN3C
15	\$15,849.00	\$8,805.00	HFN3C
16	\$16,496.00	\$9,164.00	HFN3C
17	\$17,106.00	\$9,503.00	HFN3C
18	\$17,682.00	\$9,823.00	HFN3C
19	\$18,225.00	\$10,125.00	HFN3C
20	\$18,738.00	\$10,410.00	HFN3C
21	\$19,223.00	\$10,679.00	HFN3C
22	\$19,677.00	\$10,932.00	HFN3C
23	\$20,106.00	\$11,170.00	HFN3C
24	\$20,505.00	\$11,392.00	HFN3C
25	\$20,886.00	\$11,603.00	HFN3C
26	\$21,240.00	\$11,800.00	HFN3C
27	\$21,573.00	\$11,985.00	HFN3C
28	\$21,887.00	\$12,159.00	HFN3C
29	\$22,178.00	\$12,321.00	HFN3C
30	\$22,455.00	\$12,475.00	HFN3C

ISSUED: JUNE 16, 2011

EFFECTIVE: JULY 1, 2011

ACCESS SERVICE

23 – Metropolitan Statistical Area Access Services (Cont'd)

23.5 Rates and Charges

23.5.2 BellSouth SPA Service (Cont'd)

23.5.2.20 BellSouth SPA Managed Shared Network Service (Cont'd)

(A) DS3 service - Flat rate per Local Channel, per Aggregation Location.
 (Cont'd)

(1) Zone 1 (Cont'd)

(e) Louisiana (Cont'd)

<u>Quantity of DS3s Per Aggregation Location</u>	<u>Month to Month/ 12 Month Rate</u>	<u>60 Month Rate</u>	<u>USOC</u>
31	\$22,715.00	\$12,619.00	HFN3C
32	\$22,958.00	\$12,754.00	HFN3C
33	\$23,187.00	\$12,882.00	HFN3C
34	\$23,406.00	\$13,003.00	HFN3C
35	\$23,613.00	\$13,118.00	HFN3C
36	\$23,807.00	\$13,226.00	HFN3C
37	\$23,994.00	\$13,330.00	HFN3C
38	\$24,176.00	\$13,431.00	HFN3C
39	\$24,351.00	\$13,528.00	HFN3C
40	\$24,519.00	\$13,622.00	HFN3C
41	\$24,687.00	\$13,715.00	HFN3C
42	\$24,851.00	\$13,806.00	HFN3C
43	\$25,014.00	\$13,897.00	HFN3C
44	\$25,179.00	\$13,988.00	HFN3C
45	\$25,344.00	\$14,080.00	HFN3C
46	\$25,514.00	\$14,174.00	HFN3C
47	\$25,688.00	\$14,271.00	HFN3C
48	\$25,868.00	\$14,371.00	HFN3C
49	\$26,408.00	\$14,671.00	HFN3C
50	\$26,903.00	\$14,946.00	HFN3C
51	\$27,353.00	\$15,196.00	HFN3C
52	\$27,758.00	\$15,421.00	HFN3C
53	\$27,938.00	\$15,521.00	HFN3C
54	\$28,298.00	\$15,721.00	HFN3C
55	\$28,613.00	\$15,896.00	HFN3C
56	\$28,883.00	\$16,046.00	HFN3C
57	\$29,063.00	\$16,146.00	HFN3C
58	\$29,288.00	\$16,271.00	HFN3C
59	\$29,468.00	\$16,371.00	HFN3C
60	\$29,648.00	\$16,471.00	HFN3C

ISSUED: JUNE 16, 2011

EFFECTIVE: JULY 1, 2011

ACCESS SERVICE

23 – Metropolitan Statistical Area Access Services (Cont'd)

23.5 Rates and Charges (Cont'd)

23.5.2 BellSouth SPA Service (Cont'd)

23.5.2.20 BellSouth SPA Managed Shared Network Service (Cont'd)

(A) DS3 Service - Flat rate per Local Channel, per Aggregation Location.
 (Cont'd)

(1) Zone 1 (Cont'd)

(e) Louisiana (Cont'd)

<u>Quantity of DS3s Per Aggregation Location</u>	<u>Month to Month/ 12 Month Rate</u>	<u>60 Month Rate</u>	<u>USOC</u>
61	\$30,280.00	\$16,820.00	HFN3C
62	\$30,910.00	\$17,170.00	HFN3C
63	\$31,540.00	\$17,520.00	HFN3C
64	\$32,170.00	\$17,870.00	HFN3C
65	\$32,800.00	\$18,220.00	HFN3C
66	\$33,430.00	\$18,570.00	HFN3C
67	\$34,060.00	\$18,920.00	HFN3C
68	\$34,690.00	\$19,270.00	HFN3C
69	\$35,320.00	\$19,620.00	HFN3C
70	\$35,950.00	\$19,970.00	HFN3C
71	\$36,580.00	\$20,320.00	HFN3C
72	\$37,210.00	\$20,670.00	HFN3C
73	\$37,840.00	\$21,020.00	HFN3C
74	\$38,470.00	\$21,370.00	HFN3C
75	\$39,100.00	\$21,720.00	HFN3C
76	\$39,730.00	\$22,070.00	HFN3C
77	\$40,360.00	\$22,420.00	HFN3C
78	\$40,990.00	\$22,770.00	HFN3C
79	\$41,620.00	\$23,120.00	HFN3C
80	\$42,250.00	\$23,470.00	HFN3C
81	\$42,880.00	\$23,820.00	HFN3C
82	\$43,510.00	\$24,170.00	HFN3C
83	\$44,140.00	\$24,520.00	HFN3C
84	\$44,770.00	\$24,870.00	HFN3C
85	\$45,400.00	\$25,220.00	HFN3C
86	\$46,030.00	\$25,570.00	HFN3C
87	\$46,660.00	\$25,920.00	HFN3C
88	\$47,290.00	\$26,270.00	HFN3C
89	\$47,920.00	\$26,620.00	HFN3C
90	\$48,550.00	\$26,970.00	HFN3C

ISSUED: JUNE 16, 2011

EFFECTIVE: JULY 1, 2011

ACCESS SERVICE

23 – Metropolitan Statistical Area Access Services (Cont'd)

23.5 Rates and Charges (Cont'd)

23.5.2 BellSouth SPA Service (Cont'd)

23.5.2.20 BellSouth SPA Managed Shared Network Service (Cont'd)

(A) DS3 Service - Flat rate per Local Channel, per Aggregation Location.
 (Cont'd)

(1) Zone 1 (Cont'd)

(e) Louisiana (Cont'd)

<u>Quantity of DS3s Per Aggregation Location</u>	<u>Month to Month/ 12 Month Rate</u>	<u>60 Month Rate</u>	<u>USOC</u>
91	\$49,180.00	\$27,320.00	HFN3C
92	\$49,810.00	\$27,670.00	HFN3C
93	\$50,440.00	\$28,020.00	HFN3C
94	\$51,070.00	\$28,370.00	HFN3C
95	\$51,700.00	\$28,720.00	HFN3C
96	\$52,330.00	\$29,070.00	HFN3C
97	\$52,960.00	\$29,420.00	HFN3C
98	\$53,590.00	\$29,770.00	HFN3C
99	\$54,220.00	\$30,120.00	HFN3C
100	\$54,850.00	\$30,470.00	HFN3C
101	\$55,480.00	\$30,820.00	HFN3C
102	\$56,110.00	\$31,170.00	HFN3C
103	\$56,740.00	\$31,520.00	HFN3C
104	\$57,370.00	\$31,870.00	HFN3C
105	\$58,000.00	\$32,220.00	HFN3C
106	\$58,630.00	\$32,570.00	HFN3C
107	\$59,260.00	\$32,920.00	HFN3C
108	\$59,890.00	\$33,270.00	HFN3C
109	\$60,520.00	\$33,620.00	HFN3C
110	\$61,150.00	\$33,970.00	HFN3C
111	\$61,780.00	\$34,320.00	HFN3C
112	\$62,410.00	\$34,670.00	HFN3C
113	\$63,040.00	\$35,020.00	HFN3C
114	\$63,670.00	\$35,370.00	HFN3C
115	\$64,300.00	\$35,720.00	HFN3C
116	\$64,930.00	\$36,070.00	HFN3C
117	\$65,560.00	\$36,420.00	HFN3C
118	\$66,190.00	\$36,770.00	HFN3C
119	\$66,820.00	\$37,120.00	HFN3C
120	\$67,450.00	\$37,470.00	HFN3C

ISSUED: JUNE 16, 2011

EFFECTIVE: JULY 1, 2011

ACCESS SERVICE

23 – Metropolitan Statistical Area Access Services (Cont'd)

23.5 Rates and Charges (Cont'd)

23.5.2 BellSouth SPA Service (Cont'd)

23.5.2.20 BellSouth SPA Managed Shared Network Service (Cont'd)

(A) DS3 Service - Flat rate per Local Channel, per Aggregation Location.
 (Cont'd)

(1) Zone 1 (Cont'd)

(e) Louisiana (Cont'd)

<u>Quantity of DS3s Per Aggregation Location</u>	<u>Month to Month/ 12 Month Rate</u>	<u>60 Month Rate</u>	<u>USOC</u>
121	\$68,080.00	\$37,820.00	HFN3C
122	\$68,710.00	\$38,170.00	HFN3C
123	\$69,340.00	\$38,520.00	HFN3C
124	\$69,970.00	\$38,870.00	HFN3C
125	\$70,600.00	\$39,220.00	HFN3C
126	\$71,230.00	\$39,570.00	HFN3C
127	\$71,860.00	\$39,920.00	HFN3C
128	\$72,490.00	\$40,270.00	HFN3C
129	\$73,120.00	\$40,620.00	HFN3C
130	\$73,750.00	\$40,970.00	HFN3C
131	\$74,380.00	\$41,320.00	HFN3C
132	\$75,010.00	\$41,670.00	HFN3C
133	\$75,640.00	\$42,020.00	HFN3C
134	\$76,270.00	\$42,370.00	HFN3C
135	\$76,900.00	\$42,720.00	HFN3C
136	\$77,530.00	\$43,070.00	HFN3C
137	\$78,160.00	\$43,420.00	HFN3C
138	\$78,790.00	\$43,770.00	HFN3C
139	\$79,420.00	\$44,120.00	HFN3C
140	\$80,050.00	\$44,470.00	HFN3C
141	\$80,680.00	\$44,820.00	HFN3C
142	\$81,310.00	\$45,170.00	HFN3C
143	\$81,940.00	\$45,520.00	HFN3C
144	\$82,570.00	\$45,870.00	HFN3C
145	\$83,200.00	\$46,220.00	HFN3C
146	\$83,830.00	\$46,570.00	HFN3C
147	\$84,460.00	\$46,920.00	HFN3C
148	\$85,090.00	\$47,270.00	HFN3C
149	\$85,720.00	\$47,620.00	HFN3C
150	\$86,350.00	\$47,970.00	HFN3C

ISSUED: JUNE 16, 2011

EFFECTIVE: JULY 1, 2011

ACCESS SERVICE

23 – Metropolitan Statistical Area Access Services (Cont'd)

23.5 Rates and Charges

23.5.2 BellSouth SPA Service (Cont'd)

23.5.2.20 BellSouth SPA Managed Shared Network Service (Cont'd)

(A) DS3 Service - Flat rate per Local Channel, per Aggregation Location.
 (Cont'd)

(1) Zone 1 (Cont'd)

(e) Louisiana (Cont'd)

<u>Quantity of DS3s Per Aggregation Location</u>	<u>Month to Month/ 12 Month Rate</u>	<u>60 Month Rate</u>	<u>USOC</u>
151	\$86,980.00	\$48,320.00	HFN3C
152	\$87,610.00	\$48,670.00	HFN3C
153	\$88,240.00	\$49,020.00	HFN3C
154	\$88,870.00	\$49,370.00	HFN3C
155	\$89,500.00	\$49,720.00	HFN3C
156	\$90,130.00	\$50,070.00	HFN3C
157	\$90,760.00	\$50,420.00	HFN3C
158	\$91,390.00	\$50,770.00	HFN3C
159	\$92,020.00	\$51,120.00	HFN3C
160	\$92,650.00	\$51,470.00	HFN3C
161	\$93,280.00	\$51,820.00	HFN3C
162	\$93,910.00	\$52,170.00	HFN3C
163	\$94,540.00	\$52,520.00	HFN3C
164	\$95,170.00	\$52,870.00	HFN3C
165	\$95,800.00	\$53,220.00	HFN3C
166	\$96,430.00	\$53,570.00	HFN3C
167	\$97,060.00	\$53,920.00	HFN3C
168	\$97,690.00	\$54,270.00	HFN3C
169	\$98,320.00	\$54,620.00	HFN3C
170	\$98,950.00	\$54,970.00	HFN3C
171	\$99,580.00	\$55,320.00	HFN3C
172	\$100,210.00	\$55,670.00	HFN3C
173	\$100,840.00	\$56,020.00	HFN3C
174	\$101,470.00	\$56,370.00	HFN3C
175	\$102,100.00	\$56,720.00	HFN3C
176	\$102,730.00	\$57,070.00	HFN3C
177	\$103,360.00	\$57,420.00	HFN3C
178	\$103,990.00	\$57,770.00	HFN3C
179	\$104,620.00	\$58,120.00	HFN3C
180	\$105,250.00	\$58,470.00	HFN3C

ISSUED: JUNE 16, 2011

EFFECTIVE: JULY 1, 2011

ACCESS SERVICE

23 – Metropolitan Statistical Area Access Services (Cont'd)

23.5 Rates and Charges

23.5.2 BellSouth SPA Service (Cont'd)

23.5.2.20 BellSouth SPA Managed Shared Network Service (Cont'd)

(A) DS3 Service - Flat rate per Local Channel, per Aggregation Location.
(Cont'd)

(1) Zone 1 (Cont'd)

(e) Louisiana (Cont'd)

<u>Quantity of DS3s Per Aggregation Location</u>	<u>Month to Month/ 12 Month Rate</u>	<u>60 Month Rate</u>	<u>USOC</u>
181	\$105,880.00	\$58,820.00	HFN3C
182	\$106,510.00	\$59,170.00	HFN3C
183	\$107,140.00	\$59,520.00	HFN3C
184	\$107,770.00	\$59,870.00	HFN3C
185	\$108,400.00	\$60,220.00	HFN3C
186	\$109,030.00	\$60,570.00	HFN3C
187	\$109,660.00	\$60,920.00	HFN3C
188	\$110,290.00	\$61,270.00	HFN3C
189	\$110,920.00	\$61,620.00	HFN3C
190	\$111,550.00	\$61,970.00	HFN3C
191	\$112,180.00	\$62,320.00	HFN3C
192	\$112,810.00	\$62,670.00	HFN3C

ISSUED: JUNE 16, 2011

EFFECTIVE: JULY 1, 2011

ACCESS SERVICE

23 – Metropolitan Statistical Area Access Services (Cont'd)

23.5 Rates and Charges (Cont'd)

23.5.2 BellSouth SPA Service (Cont'd)

23.5.2.20 BellSouth SPA Managed Shared Network Service (Cont'd)

(A) DS3 Service - Flat rate per Local Channel, per Aggregation Location.
 (Cont'd)

(1) Zone 1 (Cont'd)

(f) Mississippi

<u>Quantity of DS3s Per Aggregation Location</u>	<u>Month to Month/ 12 Month Rate</u>	<u>60 Month Rate</u>	<u>USOC</u>
1	\$5,913.00	\$3,285.00	HFN3C
2	\$6,093.00	\$3,385.00	HFN3C
3	\$6,273.00	\$3,485.00	HFN3C
4	\$6,453.00	\$3,585.00	HFN3C
5	\$7,353.00	\$4,085.00	HFN3C
6	\$8,253.00	\$4,585.00	HFN3C
7	\$9,272.00	\$5,151.00	HFN3C
8	\$10,244.00	\$5,691.00	HFN3C
9	\$11,171.00	\$6,206.00	HFN3C
10	\$12,053.00	\$6,696.00	HFN3C
11	\$12,894.00	\$7,163.00	HFN3C
12	\$13,691.00	\$7,606.00	HFN3C
13	\$14,448.00	\$8,027.00	HFN3C
14	\$15,168.00	\$8,427.00	HFN3C
15	\$15,849.00	\$8,805.00	HFN3C
16	\$16,496.00	\$9,164.00	HFN3C
17	\$17,106.00	\$9,503.00	HFN3C
18	\$17,682.00	\$9,823.00	HFN3C
19	\$18,225.00	\$10,125.00	HFN3C
20	\$18,738.00	\$10,410.00	HFN3C
21	\$19,223.00	\$10,679.00	HFN3C
22	\$19,677.00	\$10,932.00	HFN3C
23	\$20,106.00	\$11,170.00	HFN3C
24	\$20,505.00	\$11,392.00	HFN3C
25	\$20,886.00	\$11,603.00	HFN3C
26	\$21,240.00	\$11,800.00	HFN3C
27	\$21,573.00	\$11,985.00	HFN3C
28	\$21,887.00	\$12,159.00	HFN3C
29	\$22,178.00	\$12,321.00	HFN3C
30	\$22,455.00	\$12,475.00	HFN3C

ISSUED: JUNE 16, 2011

EFFECTIVE: JULY 1, 2011

ACCESS SERVICE

23 – Metropolitan Statistical Area Access Services (Cont'd)

23.5 Rates and Charges (Cont'd)

23.5.2 BellSouth SPA Service (Cont'd)

23.5.2.20 BellSouth SPA Managed Shared Network Service (Cont'd)

(A) DS3 Service - Flat rate per Local Channel, per Aggregation Location.
(Cont'd)

(1) Zone 1 (Cont'd)

(f) Mississippi (Cont'd)

<u>Quantity of DS3s Per Aggregation Location</u>	<u>Month to Month/ 12 Month Rate</u>	<u>60 Month Rate</u>	<u>USOC</u>
31	\$22,715.00	\$12,619.00	HFN3C
32	\$22,958.00	\$12,754.00	HFN3C
33	\$23,187.00	\$12,882.00	HFN3C
34	\$23,406.00	\$13,003.00	HFN3C
35	\$23,613.00	\$13,118.00	HFN3C
36	\$23,807.00	\$13,226.00	HFN3C
37	\$23,994.00	\$13,330.00	HFN3C
38	\$24,176.00	\$13,431.00	HFN3C
39	\$24,351.00	\$13,528.00	HFN3C
40	\$24,519.00	\$13,622.00	HFN3C
41	\$24,687.00	\$13,715.00	HFN3C
42	\$24,851.00	\$13,806.00	HFN3C
43	\$25,014.00	\$13,897.00	HFN3C
44	\$25,179.00	\$13,988.00	HFN3C
45	\$25,344.00	\$14,080.00	HFN3C
46	\$25,514.00	\$14,174.00	HFN3C
47	\$25,688.00	\$14,271.00	HFN3C
48	\$25,868.00	\$14,371.00	HFN3C
49	\$26,408.00	\$14,671.00	HFN3C
50	\$26,903.00	\$14,946.00	HFN3C
51	\$27,353.00	\$15,196.00	HFN3C
52	\$27,758.00	\$15,421.00	HFN3C
53	\$27,938.00	\$15,521.00	HFN3C
54	\$28,298.00	\$15,721.00	HFN3C
55	\$28,613.00	\$15,896.00	HFN3C
56	\$28,883.00	\$16,046.00	HFN3C
57	\$29,063.00	\$16,146.00	HFN3C
58	\$29,288.00	\$16,271.00	HFN3C
59	\$29,468.00	\$16,371.00	HFN3C
60	\$29,648.00	\$16,471.00	HFN3C

ISSUED: JUNE 16, 2011

EFFECTIVE: JULY 1, 2011

ACCESS SERVICE

23 – Metropolitan Statistical Area Access Services (Cont'd)

23.5 Rates and Charges (Cont'd)

23.5.2 BellSouth SPA Service (Cont'd)

23.5.2.20 BellSouth SPA Managed Shared Network Service (Cont'd)

(A) DS3 Service - Flat rate per Local Channel, per Aggregation Location.
 (Cont'd)

(1) Zone 1 (Cont'd)

(f) Mississippi (Cont'd)

<u>Quantity of DS3s Per Aggregation Location</u>	<u>Month to Month/ 12 Month Rate</u>	<u>60 Month Rate</u>	<u>USOC</u>
61	\$30,280.00	\$16,820.00	HFN3C
62	\$30,910.00	\$17,170.00	HFN3C
63	\$31,540.00	\$17,520.00	HFN3C
64	\$32,170.00	\$17,870.00	HFN3C
65	\$32,800.00	\$18,220.00	HFN3C
66	\$33,430.00	\$18,570.00	HFN3C
67	\$34,060.00	\$18,920.00	HFN3C
68	\$34,690.00	\$19,270.00	HFN3C
69	\$35,320.00	\$19,620.00	HFN3C
70	\$35,950.00	\$19,970.00	HFN3C
71	\$36,580.00	\$20,320.00	HFN3C
72	\$37,210.00	\$20,670.00	HFN3C
73	\$37,840.00	\$21,020.00	HFN3C
74	\$38,470.00	\$21,370.00	HFN3C
75	\$39,100.00	\$21,720.00	HFN3C
76	\$39,730.00	\$22,070.00	HFN3C
77	\$40,360.00	\$22,420.00	HFN3C
78	\$40,990.00	\$22,770.00	HFN3C
79	\$41,620.00	\$23,120.00	HFN3C
80	\$42,250.00	\$23,470.00	HFN3C
81	\$42,880.00	\$23,820.00	HFN3C
82	\$43,510.00	\$24,170.00	HFN3C
83	\$44,140.00	\$24,520.00	HFN3C
84	\$44,770.00	\$24,870.00	HFN3C
85	\$45,400.00	\$25,220.00	HFN3C
86	\$46,030.00	\$25,570.00	HFN3C
87	\$46,660.00	\$25,920.00	HFN3C
88	\$47,290.00	\$26,270.00	HFN3C
89	\$47,920.00	\$26,620.00	HFN3C
90	\$48,550.00	\$26,970.00	HFN3C

ISSUED: JUNE 16, 2011

EFFECTIVE: JULY 1, 2011

ACCESS SERVICE

23 – Metropolitan Statistical Area Access Services (Cont'd)

23.5 Rates and Charges (Cont'd)

23.5.2 BellSouth SPA Service (Cont'd)

23.5.2.20 BellSouth SPA Managed Shared Network Service (Cont'd)

(A) DS3 Service - Flat rate per Local Channel, per Aggregation Location.
 (Cont'd)

(1) Zone 1 (Cont'd)

(f) Mississippi (Cont'd)

<u>Quantity of DS3s Per Aggregation Location</u>	<u>Month to Month/ 12 Month Rate</u>	<u>60 Month Rate</u>	<u>USOC</u>
91	\$49,180.00	\$27,320.00	HFN3C
92	\$49,810.00	\$27,670.00	HFN3C
93	\$50,440.00	\$28,020.00	HFN3C
94	\$51,070.00	\$28,370.00	HFN3C
95	\$51,700.00	\$28,720.00	HFN3C
96	\$52,330.00	\$29,070.00	HFN3C
97	\$52,960.00	\$29,420.00	HFN3C
98	\$53,590.00	\$29,770.00	HFN3C
99	\$54,220.00	\$30,120.00	HFN3C
100	\$54,850.00	\$30,470.00	HFN3C
101	\$55,480.00	\$30,820.00	HFN3C
102	\$56,110.00	\$31,170.00	HFN3C
103	\$56,740.00	\$31,520.00	HFN3C
104	\$57,370.00	\$31,870.00	HFN3C
105	\$58,000.00	\$32,220.00	HFN3C
106	\$58,630.00	\$32,570.00	HFN3C
107	\$59,260.00	\$32,920.00	HFN3C
108	\$59,890.00	\$33,270.00	HFN3C
109	\$60,520.00	\$33,620.00	HFN3C
110	\$61,150.00	\$33,970.00	HFN3C
111	\$61,780.00	\$34,320.00	HFN3C
112	\$62,410.00	\$34,670.00	HFN3C
113	\$63,040.00	\$35,020.00	HFN3C
114	\$63,670.00	\$35,370.00	HFN3C
115	\$64,300.00	\$35,720.00	HFN3C
116	\$64,930.00	\$36,070.00	HFN3C
117	\$65,560.00	\$36,420.00	HFN3C
118	\$66,190.00	\$36,770.00	HFN3C
119	\$66,820.00	\$37,120.00	HFN3C
120	\$67,450.00	\$37,470.00	HFN3C

ISSUED: JUNE 16, 2011

EFFECTIVE: JULY 1, 2011

ACCESS SERVICE

23 – Metropolitan Statistical Area Access Services (Cont'd)

23.5 Rates and Charges

23.5.2 BellSouth SPA Service (Cont'd)

23.5.2.20 BellSouth SPA Managed Shared Network Service (Cont'd)

(A) DS3 Service - Flat rate per Local Channel, per Aggregation Location.
 (Cont'd)

(1) Zone 1 (Cont'd)

(f) Mississippi (Cont'd)

<u>Quantity of DS3s Per Aggregation Location</u>	<u>Month to Month/ 12 Month Rate</u>	<u>60 Month Rate</u>	<u>USOC</u>
121	\$68,080.00	\$37,820.00	HFN3C
122	\$68,710.00	\$38,170.00	HFN3C
123	\$69,340.00	\$38,520.00	HFN3C
124	\$69,970.00	\$38,870.00	HFN3C
125	\$70,600.00	\$39,220.00	HFN3C
126	\$71,230.00	\$39,570.00	HFN3C
127	\$71,860.00	\$39,920.00	HFN3C
128	\$72,490.00	\$40,270.00	HFN3C
129	\$73,120.00	\$40,620.00	HFN3C
130	\$73,750.00	\$40,970.00	HFN3C
131	\$74,380.00	\$41,320.00	HFN3C
132	\$75,010.00	\$41,670.00	HFN3C
133	\$75,640.00	\$42,020.00	HFN3C
134	\$76,270.00	\$42,370.00	HFN3C
135	\$76,900.00	\$42,720.00	HFN3C
136	\$77,530.00	\$43,070.00	HFN3C
137	\$78,160.00	\$43,420.00	HFN3C
138	\$78,790.00	\$43,770.00	HFN3C
139	\$79,420.00	\$44,120.00	HFN3C
140	\$80,050.00	\$44,470.00	HFN3C
141	\$80,680.00	\$44,820.00	HFN3C
142	\$81,310.00	\$45,170.00	HFN3C
143	\$81,940.00	\$45,520.00	HFN3C
144	\$82,570.00	\$45,870.00	HFN3C
145	\$83,200.00	\$46,220.00	HFN3C
146	\$83,830.00	\$46,570.00	HFN3C
147	\$84,460.00	\$46,920.00	HFN3C
148	\$85,090.00	\$47,270.00	HFN3C
149	\$85,720.00	\$47,620.00	HFN3C
150	\$86,350.00	\$47,970.00	HFN3C

ISSUED: JUNE 16, 2011

EFFECTIVE: JULY 1, 2011

ACCESS SERVICE

23 – Metropolitan Statistical Area Access Services (Cont'd)

23.5 Rates and Charges

23.5.2 BellSouth SPA Service (Cont'd)

23.5.2.20 BellSouth SPA Managed Shared Network Service (Cont'd)

(A) DS3 Service - Flat rate per Local Channel, per Aggregation Location.
 (Cont'd)

(1) Zone 1 (Cont'd)
 (f) Mississippi (Cont'd)

<u>Quantity of DS3s Per Aggregation Location</u>	<u>Month to Month/ 12 Month Rate</u>	<u>60 Month Rate</u>	<u>USOC</u>
151	\$86,980.00	\$48,320.00	HFN3C
152	\$87,610.00	\$48,670.00	HFN3C
153	\$88,240.00	\$49,020.00	HFN3C
154	\$88,870.00	\$49,370.00	HFN3C
155	\$89,500.00	\$49,720.00	HFN3C
156	\$90,130.00	\$50,070.00	HFN3C
157	\$90,760.00	\$50,420.00	HFN3C
158	\$91,390.00	\$50,770.00	HFN3C
159	\$92,020.00	\$51,120.00	HFN3C
160	\$92,650.00	\$51,470.00	HFN3C
161	\$93,280.00	\$51,820.00	HFN3C
162	\$93,910.00	\$52,170.00	HFN3C
163	\$94,540.00	\$52,520.00	HFN3C
164	\$95,170.00	\$52,870.00	HFN3C
165	\$95,800.00	\$53,220.00	HFN3C
166	\$96,430.00	\$53,570.00	HFN3C
167	\$97,060.00	\$53,920.00	HFN3C
168	\$97,690.00	\$54,270.00	HFN3C
169	\$98,320.00	\$54,620.00	HFN3C
170	\$98,950.00	\$54,970.00	HFN3C
171	\$99,580.00	\$55,320.00	HFN3C
172	\$100,210.00	\$55,670.00	HFN3C
173	\$100,840.00	\$56,020.00	HFN3C
174	\$101,470.00	\$56,370.00	HFN3C
175	\$102,100.00	\$56,720.00	HFN3C
176	\$102,730.00	\$57,070.00	HFN3C
177	\$103,360.00	\$57,420.00	HFN3C
178	\$103,990.00	\$57,770.00	HFN3C
179	\$104,620.00	\$58,120.00	HFN3C
180	\$105,250.00	\$58,470.00	HFN3C

ISSUED: JUNE 16, 2011

EFFECTIVE: JULY 1, 2011

ACCESS SERVICE

23 – Metropolitan Statistical Area Access Services (Cont'd)

23.5 Rates and Charges

23.5.2 BellSouth SPA Service (Cont'd)

23.5.2.20 BellSouth SPA Managed Shared Network Service (Cont'd)

(A) DS3 Service - Flat rate per Local Channel, per Aggregation Location.
(Cont'd)

(1) Zone 1 (Cont'd)

(f) Mississippi (Cont'd)

<u>Quantity of DS3s Per Aggregation Location</u>	<u>Month to Month/ 12 Month Rate</u>	<u>60 Month Rate</u>	<u>USOC</u>
181	\$105,880.00	\$58,820.00	HFN3C
182	\$106,510.00	\$59,170.00	HFN3C
183	\$107,140.00	\$59,520.00	HFN3C
184	\$107,770.00	\$59,870.00	HFN3C
185	\$108,400.00	\$60,220.00	HFN3C
186	\$109,030.00	\$60,570.00	HFN3C
187	\$109,660.00	\$60,920.00	HFN3C
188	\$110,290.00	\$61,270.00	HFN3C
189	\$110,920.00	\$61,620.00	HFN3C
190	\$111,550.00	\$61,970.00	HFN3C
191	\$112,180.00	\$62,320.00	HFN3C
192	\$112,810.00	\$62,670.00	HFN3C

ISSUED: JUNE 16, 2011

EFFECTIVE: JULY 1, 2011

ACCESS SERVICE

23 – Metropolitan Statistical Area Access Services (Cont'd)

23.5 Rates and Charges (Cont'd)

23.5.2 BellSouth SPA Service (Cont'd)

23.5.2.20 BellSouth SPA Managed Shared Network Service (Cont'd)

(A) DS3 Service - Flat rate per Local Channel, per Aggregation Location.
 (Cont'd)

(1) Zone 1 (Cont'd)

(g) North Carolina

<u>Quantity of DS3s Per Aggregation Location</u>	<u>Month to Month/ 12 Month Rate</u>	<u>60 Month Rate</u>	<u>USOC</u>
1	\$5,913.00	\$3,285.00	HFN3C
2	\$6,093.00	\$3,385.00	HFN3C
3	\$6,273.00	\$3,485.00	HFN3C
4	\$6,453.00	\$3,585.00	HFN3C
5	\$7,353.00	\$4,085.00	HFN3C
6	\$8,253.00	\$4,585.00	HFN3C
7	\$9,272.00	\$5,151.00	HFN3C
8	\$10,244.00	\$5,691.00	HFN3C
9	\$11,171.00	\$6,206.00	HFN3C
10	\$12,053.00	\$6,696.00	HFN3C
11	\$12,894.00	\$7,163.00	HFN3C
12	\$13,691.00	\$7,606.00	HFN3C
13	\$14,448.00	\$8,027.00	HFN3C
14	\$15,168.00	\$8,427.00	HFN3C
15	\$15,849.00	\$8,805.00	HFN3C
16	\$16,496.00	\$9,164.00	HFN3C
17	\$17,106.00	\$9,503.00	HFN3C
18	\$17,682.00	\$9,823.00	HFN3C
19	\$18,225.00	\$10,125.00	HFN3C
20	\$18,738.00	\$10,410.00	HFN3C
21	\$19,223.00	\$10,679.00	HFN3C
22	\$19,677.00	\$10,932.00	HFN3C
23	\$20,106.00	\$11,170.00	HFN3C
24	\$20,505.00	\$11,392.00	HFN3C
25	\$20,886.00	\$11,603.00	HFN3C
26	\$21,240.00	\$11,800.00	HFN3C
27	\$21,573.00	\$11,985.00	HFN3C
28	\$21,887.00	\$12,159.00	HFN3C
29	\$22,178.00	\$12,321.00	HFN3C
30	\$22,455.00	\$12,475.00	HFN3C

ISSUED: JUNE 16, 2011

EFFECTIVE: JULY 1, 2011

ACCESS SERVICE

23 – Metropolitan Statistical Area Access Services (Cont'd)

23.5 Rates and Charges (Cont'd)

23.5.2 BellSouth SPA Service (Cont'd)

23.5.2.20 BellSouth SPA Managed Shared Network Service (Cont'd)

(A) DS3 Service - Flat rate per Local Channel, per Aggregation Location.
 (Cont'd)

(1) Zone 1 (Cont'd)

(g) North Carolina (Cont'd)

<u>Quantity of DS3s Per Aggregation Location</u>	<u>Month to Month/ 12 Month Rate</u>	<u>60 Month Rate</u>	<u>USOC</u>
31	\$22,715.00	\$12,619.00	HFN3C
32	\$22,958.00	\$12,754.00	HFN3C
33	\$23,187.00	\$12,882.00	HFN3C
34	\$23,406.00	\$13,003.00	HFN3C
35	\$23,613.00	\$13,118.00	HFN3C
36	\$23,807.00	\$13,226.00	HFN3C
37	\$23,994.00	\$13,330.00	HFN3C
38	\$24,176.00	\$13,431.00	HFN3C
39	\$24,351.00	\$13,528.00	HFN3C
40	\$24,519.00	\$13,622.00	HFN3C
41	\$24,687.00	\$13,715.00	HFN3C
42	\$24,851.00	\$13,806.00	HFN3C
43	\$25,014.00	\$13,897.00	HFN3C
44	\$25,179.00	\$13,988.00	HFN3C
45	\$25,344.00	\$14,080.00	HFN3C
46	\$25,514.00	\$14,174.00	HFN3C
47	\$25,688.00	\$14,271.00	HFN3C
48	\$25,868.00	\$14,371.00	HFN3C
49	\$26,408.00	\$14,671.00	HFN3C
50	\$26,903.00	\$14,946.00	HFN3C
51	\$27,353.00	\$15,196.00	HFN3C
52	\$27,758.00	\$15,421.00	HFN3C
53	\$27,938.00	\$15,521.00	HFN3C
54	\$28,298.00	\$15,721.00	HFN3C
55	\$28,613.00	\$15,896.00	HFN3C
56	\$28,883.00	\$16,046.00	HFN3C
57	\$29,063.00	\$16,146.00	HFN3C
58	\$29,288.00	\$16,271.00	HFN3C
59	\$29,468.00	\$16,371.00	HFN3C
60	\$29,648.00	\$16,471.00	HFN3C

ISSUED: JUNE 16, 2011

EFFECTIVE: JULY 1, 2011

ACCESS SERVICE

23 – Metropolitan Statistical Area Access Services (Cont'd)

23.5 Rates and Charges (Cont'd)

23.5.2 BellSouth SPA Service (Cont'd)

23.5.2.20 BellSouth SPA Managed Shared Network Service (Cont'd)

(A) DS3 Service - Flat rate per Local Channel, per Aggregation Location.
 (Cont'd)

(1) Zone 1 (Cont'd)

(g) North Carolina (Cont'd)

<u>Quantity of DS3s Per Aggregation Location</u>	<u>Month to Month/ 12 Month Rate</u>	<u>60 Month Rate</u>	<u>USOC</u>
61	\$30,280.00	\$16,820.00	HFN3C
62	\$30,910.00	\$17,170.00	HFN3C
63	\$31,540.00	\$17,520.00	HFN3C
64	\$32,170.00	\$17,870.00	HFN3C
65	\$32,800.00	\$18,220.00	HFN3C
66	\$33,430.00	\$18,570.00	HFN3C
67	\$34,060.00	\$18,920.00	HFN3C
68	\$34,690.00	\$19,270.00	HFN3C
69	\$35,320.00	\$19,620.00	HFN3C
70	\$35,950.00	\$19,970.00	HFN3C
71	\$36,580.00	\$20,320.00	HFN3C
72	\$37,210.00	\$20,670.00	HFN3C
73	\$37,840.00	\$21,020.00	HFN3C
74	\$38,470.00	\$21,370.00	HFN3C
75	\$39,100.00	\$21,720.00	HFN3C
76	\$39,730.00	\$22,070.00	HFN3C
77	\$40,360.00	\$22,420.00	HFN3C
78	\$40,990.00	\$22,770.00	HFN3C
79	\$41,620.00	\$23,120.00	HFN3C
80	\$42,250.00	\$23,470.00	HFN3C
81	\$42,880.00	\$23,820.00	HFN3C
82	\$43,510.00	\$24,170.00	HFN3C
83	\$44,140.00	\$24,520.00	HFN3C
84	\$44,770.00	\$24,870.00	HFN3C
85	\$45,400.00	\$25,220.00	HFN3C
86	\$46,030.00	\$25,570.00	HFN3C
87	\$46,660.00	\$25,920.00	HFN3C
88	\$47,290.00	\$26,270.00	HFN3C
89	\$47,920.00	\$26,620.00	HFN3C
90	\$48,550.00	\$26,970.00	HFN3C

ISSUED: JUNE 16, 2011

EFFECTIVE: JULY 1, 2011

ACCESS SERVICE

23 – Metropolitan Statistical Area Access Services (Cont'd)

23.5 Rates and Charges (Cont'd)

23.5.2 BellSouth SPA Service (Cont'd)

23.5.2.20 BellSouth SPA Managed Shared Network Service (Cont'd)

(A) DS3 Service - Flat rate per Local Channel, per Aggregation Location.
(Cont'd)

(1) Zone 1 (Cont'd)

(g) North Carolina (Cont'd)

<u>Quantity of DS3s Per Aggregation Location</u>	<u>Month to Month/ 12 Month Rate</u>	<u>60 Month Rate</u>	<u>USOC</u>
91	\$49,180.00	\$27,320.00	HFN3C
92	\$49,810.00	\$27,670.00	HFN3C
93	\$50,440.00	\$28,020.00	HFN3C
94	\$51,070.00	\$28,370.00	HFN3C
95	\$51,700.00	\$28,720.00	HFN3C
96	\$52,330.00	\$29,070.00	HFN3C
97	\$52,960.00	\$29,420.00	HFN3C
98	\$53,590.00	\$29,770.00	HFN3C
99	\$54,220.00	\$30,120.00	HFN3C
100	\$54,850.00	\$30,470.00	HFN3C
101	\$55,480.00	\$30,820.00	HFN3C
102	\$56,110.00	\$31,170.00	HFN3C
103	\$56,740.00	\$31,520.00	HFN3C
104	\$57,370.00	\$31,870.00	HFN3C
105	\$58,000.00	\$32,220.00	HFN3C
106	\$58,630.00	\$32,570.00	HFN3C
107	\$59,260.00	\$32,920.00	HFN3C
108	\$59,890.00	\$33,270.00	HFN3C
109	\$60,520.00	\$33,620.00	HFN3C
110	\$61,150.00	\$33,970.00	HFN3C
111	\$61,780.00	\$34,320.00	HFN3C
112	\$62,410.00	\$34,670.00	HFN3C
113	\$63,040.00	\$35,020.00	HFN3C
114	\$63,670.00	\$35,370.00	HFN3C
115	\$64,300.00	\$35,720.00	HFN3C
116	\$64,930.00	\$36,070.00	HFN3C
117	\$65,560.00	\$36,420.00	HFN3C
118	\$66,190.00	\$36,770.00	HFN3C
119	\$66,820.00	\$37,120.00	HFN3C
120	\$67,450.00	\$37,470.00	HFN3C

ISSUED: JUNE 16, 2011

EFFECTIVE: JULY 1, 2011

ACCESS SERVICE

23 – Metropolitan Statistical Area Access Services (Cont'd)

23.5 Rates and Charges (Cont'd)

23.5.2 BellSouth SPA Service (Cont'd)

23.5.2.20 BellSouth SPA Managed Shared Network Service (Cont'd)

(A) DS3 Service - Flat rate per Local Channel, per Aggregation Location.
(Cont'd)

(1) Zone 1 (Cont'd)

(g) North Carolina (Cont'd)

<u>Quantity of DS3s Per Aggregation Location</u>	<u>Month to Month/ 12 Month Rate</u>	<u>60 Month Rate</u>	<u>USOC</u>
121	\$68,080.00	\$37,820.00	HFN3C
122	\$68,710.00	\$38,170.00	HFN3C
123	\$69,340.00	\$38,520.00	HFN3C
124	\$69,970.00	\$38,870.00	HFN3C
125	\$70,600.00	\$39,220.00	HFN3C
126	\$71,230.00	\$39,570.00	HFN3C
127	\$71,860.00	\$39,920.00	HFN3C
128	\$72,490.00	\$40,270.00	HFN3C
129	\$73,120.00	\$40,620.00	HFN3C
130	\$73,750.00	\$40,970.00	HFN3C
131	\$74,380.00	\$41,320.00	HFN3C
132	\$75,010.00	\$41,670.00	HFN3C
133	\$75,640.00	\$42,020.00	HFN3C
134	\$76,270.00	\$42,370.00	HFN3C
135	\$76,900.00	\$42,720.00	HFN3C
136	\$77,530.00	\$43,070.00	HFN3C
137	\$78,160.00	\$43,420.00	HFN3C
138	\$78,790.00	\$43,770.00	HFN3C
139	\$79,420.00	\$44,120.00	HFN3C
140	\$80,050.00	\$44,470.00	HFN3C
141	\$80,680.00	\$44,820.00	HFN3C
142	\$81,310.00	\$45,170.00	HFN3C
143	\$81,940.00	\$45,520.00	HFN3C
144	\$82,570.00	\$45,870.00	HFN3C
145	\$83,200.00	\$46,220.00	HFN3C
146	\$83,830.00	\$46,570.00	HFN3C
147	\$84,460.00	\$46,920.00	HFN3C
148	\$85,090.00	\$47,270.00	HFN3C
149	\$85,720.00	\$47,620.00	HFN3C
150	\$86,350.00	\$47,970.00	HFN3C

ISSUED: JUNE 16, 2011

EFFECTIVE: JULY 1, 2011

ACCESS SERVICE

23 – Metropolitan Statistical Area Access Services (Cont'd)

23.5 Rates and Charges

23.5.2 BellSouth SPA Service (Cont'd)

23.5.2.20 BellSouth SPA Managed Shared Network Service (Cont'd)

(A) DS3 Service - Flat rate per Local Channel, per Aggregation Location.
 (Cont'd)

(1) Zone 1 (Cont'd)

(g) North Carolina (Cont'd)

<u>Quantity of DS3s Per Aggregation Location</u>	<u>Month to Month/ 12 Month Rate</u>	<u>60 Month Rate</u>	<u>USOC</u>
151	\$86,980.00	\$48,320.00	HFN3C
152	\$87,610.00	\$48,670.00	HFN3C
153	\$88,240.00	\$49,020.00	HFN3C
154	\$88,870.00	\$49,370.00	HFN3C
155	\$89,500.00	\$49,720.00	HFN3C
156	\$90,130.00	\$50,070.00	HFN3C
157	\$90,760.00	\$50,420.00	HFN3C
158	\$91,390.00	\$50,770.00	HFN3C
159	\$92,020.00	\$51,120.00	HFN3C
160	\$92,650.00	\$51,470.00	HFN3C
161	\$93,280.00	\$51,820.00	HFN3C
162	\$93,910.00	\$52,170.00	HFN3C
163	\$94,540.00	\$52,520.00	HFN3C
164	\$95,170.00	\$52,870.00	HFN3C
165	\$95,800.00	\$53,220.00	HFN3C
166	\$96,430.00	\$53,570.00	HFN3C
167	\$97,060.00	\$53,920.00	HFN3C
168	\$97,690.00	\$54,270.00	HFN3C
169	\$98,320.00	\$54,620.00	HFN3C
170	\$98,950.00	\$54,970.00	HFN3C
171	\$99,580.00	\$55,320.00	HFN3C
172	\$100,210.00	\$55,670.00	HFN3C
173	\$100,840.00	\$56,020.00	HFN3C
174	\$101,470.00	\$56,370.00	HFN3C
175	\$102,100.00	\$56,720.00	HFN3C
176	\$102,730.00	\$57,070.00	HFN3C
177	\$103,360.00	\$57,420.00	HFN3C
178	\$103,990.00	\$57,770.00	HFN3C
179	\$104,620.00	\$58,120.00	HFN3C
180	\$105,250.00	\$58,470.00	HFN3C

ISSUED: JUNE 16, 2011

EFFECTIVE: JULY 1, 2011

ACCESS SERVICE

23 – Metropolitan Statistical Area Access Services (Cont'd)

23.5 Rates and Charges

23.5.2 BellSouth SPA Service (Cont'd)

23.5.2.20 BellSouth SPA Managed Shared Network Service (Cont'd)

(A) DS3 Service - Flat rate per Local Channel, per Aggregation Location.
(Cont'd)

(1) Zone 1 (Cont'd)

(g) North Carolina (Cont'd)

<u>Quantity of DS3s Per Aggregation Location</u>	<u>Month to Month/ 12 Month Rate</u>	<u>60 Month Rate</u>	<u>USOC</u>
181	\$105,880.00	\$58,820.00	HFN3C
182	\$106,510.00	\$59,170.00	HFN3C
183	\$107,140.00	\$59,520.00	HFN3C
184	\$107,770.00	\$59,870.00	HFN3C
185	\$108,400.00	\$60,220.00	HFN3C
186	\$109,030.00	\$60,570.00	HFN3C
187	\$109,660.00	\$60,920.00	HFN3C
188	\$110,290.00	\$61,270.00	HFN3C
189	\$110,920.00	\$61,620.00	HFN3C
190	\$111,550.00	\$61,970.00	HFN3C
191	\$112,180.00	\$62,320.00	HFN3C
192	\$112,810.00	\$62,670.00	HFN3C

ISSUED: JUNE 16, 2011

EFFECTIVE: JULY 1, 2011

ACCESS SERVICE

23 – Metropolitan Statistical Area Access Services (Cont'd)

23.5 Rates and Charges (Cont'd)

23.5.2 BellSouth SPA Service (Cont'd)

23.5.2.20 BellSouth SPA Managed Shared Network Service (Cont'd)

(A) DS3 Service - Flat rate per Local Channel, per Aggregation Location.
 (Cont'd)

(1) Zone 1 (Cont'd)

(h) South Carolina

<u>Quantity of DS3s Per Aggregation Location</u>	<u>Month to Month/ 12 Month Rate</u>	<u>60 Month Rate</u>	<u>USOC</u>
1	\$5,913.00	\$3,285.00	HFN3C
2	\$6,093.00	\$3,385.00	HFN3C
3	\$6,273.00	\$3,485.00	HFN3C
4	\$6,453.00	\$3,585.00	HFN3C
5	\$7,353.00	\$4,085.00	HFN3C
6	\$8,253.00	\$4,585.00	HFN3C
7	\$9,272.00	\$5,151.00	HFN3C
8	\$10,244.00	\$5,691.00	HFN3C
9	\$11,171.00	\$6,206.00	HFN3C
10	\$12,053.00	\$6,696.00	HFN3C
11	\$12,894.00	\$7,163.00	HFN3C
12	\$13,691.00	\$7,606.00	HFN3C
13	\$14,448.00	\$8,027.00	HFN3C
14	\$15,168.00	\$8,427.00	HFN3C
15	\$15,849.00	\$8,805.00	HFN3C
16	\$16,496.00	\$9,164.00	HFN3C
17	\$17,106.00	\$9,503.00	HFN3C
18	\$17,682.00	\$9,823.00	HFN3C
19	\$18,225.00	\$10,125.00	HFN3C
20	\$18,738.00	\$10,410.00	HFN3C
21	\$19,223.00	\$10,679.00	HFN3C
22	\$19,677.00	\$10,932.00	HFN3C
23	\$20,106.00	\$11,170.00	HFN3C
24	\$20,505.00	\$11,392.00	HFN3C
25	\$20,886.00	\$11,603.00	HFN3C
26	\$21,240.00	\$11,800.00	HFN3C
27	\$21,573.00	\$11,985.00	HFN3C
28	\$21,887.00	\$12,159.00	HFN3C
29	\$22,178.00	\$12,321.00	HFN3C
30	\$22,455.00	\$12,475.00	HFN3C

ISSUED: JUNE 16, 2011

EFFECTIVE: JULY 1, 2011

ACCESS SERVICE

23 – Metropolitan Statistical Area Access Services (Cont'd)

23.5 Rates and Charges

23.5.2 BellSouth SPA Service (Cont'd)

23.5.2.20 BellSouth SPA Managed Shared Network Service (Cont'd)

(A) DS3 Service - Flat rate per Local Channel, per Aggregation Location.
 (Cont'd)

(1) Zone 1 (Cont'd)

(h) South Carolina (Cont'd)

<u>Quantity of DS3s Per Aggregation Location</u>	<u>Month to Month/ 12 Month Rate</u>	<u>60 Month Rate</u>	<u>USOC</u>
31	\$22,715.00	\$12,619.00	HFN3C
32	\$22,958.00	\$12,754.00	HFN3C
33	\$23,187.00	\$12,882.00	HFN3C
34	\$23,406.00	\$13,003.00	HFN3C
35	\$23,613.00	\$13,118.00	HFN3C
36	\$23,807.00	\$13,226.00	HFN3C
37	\$23,994.00	\$13,330.00	HFN3C
38	\$24,176.00	\$13,431.00	HFN3C
39	\$24,351.00	\$13,528.00	HFN3C
40	\$24,519.00	\$13,622.00	HFN3C
41	\$24,687.00	\$13,715.00	HFN3C
42	\$24,851.00	\$13,806.00	HFN3C
43	\$25,014.00	\$13,897.00	HFN3C
44	\$25,179.00	\$13,988.00	HFN3C
45	\$25,344.00	\$14,080.00	HFN3C
46	\$25,514.00	\$14,174.00	HFN3C
47	\$25,688.00	\$14,271.00	HFN3C
48	\$25,868.00	\$14,371.00	HFN3C
49	\$26,408.00	\$14,671.00	HFN3C
50	\$26,903.00	\$14,946.00	HFN3C
51	\$27,353.00	\$15,196.00	HFN3C
52	\$27,758.00	\$15,421.00	HFN3C
53	\$27,938.00	\$15,521.00	HFN3C
54	\$28,298.00	\$15,721.00	HFN3C
55	\$28,613.00	\$15,896.00	HFN3C
56	\$28,883.00	\$16,046.00	HFN3C
57	\$29,063.00	\$16,146.00	HFN3C
58	\$29,288.00	\$16,271.00	HFN3C
59	\$29,468.00	\$16,371.00	HFN3C
60	\$29,648.00	\$16,471.00	HFN3C

ISSUED: JUNE 16, 2011

EFFECTIVE: JULY 1, 2011

ACCESS SERVICE

23 – Metropolitan Statistical Area Access Services (Cont'd)

23.5 Rates and Charges (Cont'd)

23.5.2 BellSouth SPA Service (Cont'd)

23.5.2.20 BellSouth SPA Managed Shared Network Service (Cont'd)

(A) DS3 Service - Flat rate per Local Channel, per Aggregation Location.
 (Cont'd)

(1) Zone 1 (Cont'd)

(h) South Carolina (Cont'd)

<u>Quantity of DS3s Per Aggregation Location</u>	<u>Month to Month/ 12 Month Rate</u>	<u>60 Month Rate</u>	<u>USOC</u>
61	\$30,280.00	\$16,820.00	HFN3C
62	\$30,910.00	\$17,170.00	HFN3C
63	\$31,540.00	\$17,520.00	HFN3C
64	\$32,170.00	\$17,870.00	HFN3C
65	\$32,800.00	\$18,220.00	HFN3C
66	\$33,430.00	\$18,570.00	HFN3C
67	\$34,060.00	\$18,920.00	HFN3C
68	\$34,690.00	\$19,270.00	HFN3C
69	\$35,320.00	\$19,620.00	HFN3C
70	\$35,950.00	\$19,970.00	HFN3C
71	\$36,580.00	\$20,320.00	HFN3C
72	\$37,210.00	\$20,670.00	HFN3C
73	\$37,840.00	\$21,020.00	HFN3C
74	\$38,470.00	\$21,370.00	HFN3C
75	\$39,100.00	\$21,720.00	HFN3C
76	\$39,730.00	\$22,070.00	HFN3C
77	\$40,360.00	\$22,420.00	HFN3C
78	\$40,990.00	\$22,770.00	HFN3C
79	\$41,620.00	\$23,120.00	HFN3C
80	\$42,250.00	\$23,470.00	HFN3C
81	\$42,880.00	\$23,820.00	HFN3C
82	\$43,510.00	\$24,170.00	HFN3C
83	\$44,140.00	\$24,520.00	HFN3C
84	\$44,770.00	\$24,870.00	HFN3C
85	\$45,400.00	\$25,220.00	HFN3C
86	\$46,030.00	\$25,570.00	HFN3C
87	\$46,660.00	\$25,920.00	HFN3C
88	\$47,290.00	\$26,270.00	HFN3C
89	\$47,920.00	\$26,620.00	HFN3C
90	\$48,550.00	\$26,970.00	HFN3C

ISSUED: JUNE 16, 2011

EFFECTIVE: JULY 1, 2011

ACCESS SERVICE

23 – Metropolitan Statistical Area Access Services (Cont'd)

23.5 Rates and Charges (Cont'd)

23.5.2 BellSouth SPA Service (Cont'd)

23.5.2.20 BellSouth SPA Managed Shared Network Service (Cont'd)

(A) DS3 Service - Flat rate per Local Channel, per Aggregation Location.
(Cont'd)

(1) Zone 1 (Cont'd)

(h) South Carolina (Cont'd)

<u>Quantity of DS3s Per Aggregation Location</u>	<u>Month to Month/ 12 Month Rate</u>	<u>60 Month Rate</u>	<u>USOC</u>
91	\$49,180.00	\$27,320.00	HFN3C
92	\$49,810.00	\$27,670.00	HFN3C
93	\$50,440.00	\$28,020.00	HFN3C
94	\$51,070.00	\$28,370.00	HFN3C
95	\$51,700.00	\$28,720.00	HFN3C
96	\$52,330.00	\$29,070.00	HFN3C
97	\$52,960.00	\$29,420.00	HFN3C
98	\$53,590.00	\$29,770.00	HFN3C
99	\$54,220.00	\$30,120.00	HFN3C
100	\$54,850.00	\$30,470.00	HFN3C
101	\$55,480.00	\$30,820.00	HFN3C
102	\$56,110.00	\$31,170.00	HFN3C
103	\$56,740.00	\$31,520.00	HFN3C
104	\$57,370.00	\$31,870.00	HFN3C
105	\$58,000.00	\$32,220.00	HFN3C
106	\$58,630.00	\$32,570.00	HFN3C
107	\$59,260.00	\$32,920.00	HFN3C
108	\$59,890.00	\$33,270.00	HFN3C
109	\$60,520.00	\$33,620.00	HFN3C
110	\$61,150.00	\$33,970.00	HFN3C
111	\$61,780.00	\$34,320.00	HFN3C
112	\$62,410.00	\$34,670.00	HFN3C
113	\$63,040.00	\$35,020.00	HFN3C
114	\$63,670.00	\$35,370.00	HFN3C
115	\$64,300.00	\$35,720.00	HFN3C
116	\$64,930.00	\$36,070.00	HFN3C
117	\$65,560.00	\$36,420.00	HFN3C
118	\$66,190.00	\$36,770.00	HFN3C
119	\$66,820.00	\$37,120.00	HFN3C
120	\$67,450.00	\$37,470.00	HFN3C

ISSUED: JUNE 16, 2011

EFFECTIVE: JULY 1, 2011

ACCESS SERVICE

23 – Metropolitan Statistical Area Access Services (Cont'd)

23.5 Rates and Charges

23.5.2 BellSouth SPA Service (Cont'd)

23.5.2.20 BellSouth SPA Managed Shared Network Service (Cont'd)

(A) DS3 Service - Flat rate per Local Channel, per Aggregation Location.
 (Cont'd)

(1) Zone 1 (Cont'd)

(h) South Carolina (Cont'd)

<u>Quantity of DS3s Per Aggregation Location</u>	<u>Month to Month/ 12 Month Rate</u>	<u>60 Month Rate</u>	<u>USOC</u>
121	\$68,080.00	\$37,820.00	HFN3C
122	\$68,710.00	\$38,170.00	HFN3C
123	\$69,340.00	\$38,520.00	HFN3C
124	\$69,970.00	\$38,870.00	HFN3C
125	\$70,600.00	\$39,220.00	HFN3C
126	\$71,230.00	\$39,570.00	HFN3C
127	\$71,860.00	\$39,920.00	HFN3C
128	\$72,490.00	\$40,270.00	HFN3C
129	\$73,120.00	\$40,620.00	HFN3C
130	\$73,750.00	\$40,970.00	HFN3C
131	\$74,380.00	\$41,320.00	HFN3C
132	\$75,010.00	\$41,670.00	HFN3C
133	\$75,640.00	\$42,020.00	HFN3C
134	\$76,270.00	\$42,370.00	HFN3C
135	\$76,900.00	\$42,720.00	HFN3C
136	\$77,530.00	\$43,070.00	HFN3C
137	\$78,160.00	\$43,420.00	HFN3C
138	\$78,790.00	\$43,770.00	HFN3C
139	\$79,420.00	\$44,120.00	HFN3C
140	\$80,050.00	\$44,470.00	HFN3C
141	\$80,680.00	\$44,820.00	HFN3C
142	\$81,310.00	\$45,170.00	HFN3C
143	\$81,940.00	\$45,520.00	HFN3C
144	\$82,570.00	\$45,870.00	HFN3C
145	\$83,200.00	\$46,220.00	HFN3C
146	\$83,830.00	\$46,570.00	HFN3C
147	\$84,460.00	\$46,920.00	HFN3C
148	\$85,090.00	\$47,270.00	HFN3C
149	\$85,720.00	\$47,620.00	HFN3C
150	\$86,350.00	\$47,970.00	HFN3C

ISSUED: JUNE 16, 2011

EFFECTIVE: JULY 1, 2011

ACCESS SERVICE

23 – Metropolitan Statistical Area Access Services (Cont'd)

23.5 Rates and Charges

23.5.2 BellSouth SPA Service (Cont'd)

23.5.2.20 BellSouth SPA Managed Shared Network Service (Cont'd)

(A) DS3 Service - Flat rate per Local Channel, per Aggregation Location.
 (Cont'd)

(1) Zone 1 (Cont'd)

(h) South Carolina (Cont'd)

<u>Quantity of DS3s Per Aggregation Location</u>	<u>Month to Month/ 12 Month Rate</u>	<u>60 Month Rate</u>	<u>USOC</u>
151	\$86,980.00	\$48,320.00	HFN3C
152	\$87,610.00	\$48,670.00	HFN3C
153	\$88,240.00	\$49,020.00	HFN3C
154	\$88,870.00	\$49,370.00	HFN3C
155	\$89,500.00	\$49,720.00	HFN3C
156	\$90,130.00	\$50,070.00	HFN3C
157	\$90,760.00	\$50,420.00	HFN3C
158	\$91,390.00	\$50,770.00	HFN3C
159	\$92,020.00	\$51,120.00	HFN3C
160	\$92,650.00	\$51,470.00	HFN3C
161	\$93,280.00	\$51,820.00	HFN3C
162	\$93,910.00	\$52,170.00	HFN3C
163	\$94,540.00	\$52,520.00	HFN3C
164	\$95,170.00	\$52,870.00	HFN3C
165	\$95,800.00	\$53,220.00	HFN3C
166	\$96,430.00	\$53,570.00	HFN3C
167	\$97,060.00	\$53,920.00	HFN3C
168	\$97,690.00	\$54,270.00	HFN3C
169	\$98,320.00	\$54,620.00	HFN3C
170	\$98,950.00	\$54,970.00	HFN3C
171	\$99,580.00	\$55,320.00	HFN3C
172	\$100,210.00	\$55,670.00	HFN3C
173	\$100,840.00	\$56,020.00	HFN3C
174	\$101,470.00	\$56,370.00	HFN3C
175	\$102,100.00	\$56,720.00	HFN3C
176	\$102,730.00	\$57,070.00	HFN3C
177	\$103,360.00	\$57,420.00	HFN3C
178	\$103,990.00	\$57,770.00	HFN3C
179	\$104,620.00	\$58,120.00	HFN3C
180	\$105,250.00	\$58,470.00	HFN3C

ISSUED: JUNE 16, 2011

EFFECTIVE: JULY 1, 2011

ACCESS SERVICE

23 – Metropolitan Statistical Area Access Services (Cont'd)

23.5 Rates and Charges

23.5.2 BellSouth SPA Service (Cont'd)

23.5.2.20 BellSouth SPA Managed Shared Network Service (Cont'd)

(A) DS3 Service - Flat rate per Local Channel, per Aggregation Location.
(Cont'd)

(1) Zone 1 (Cont'd)

(h) South Carolina (Cont'd)

<u>Quantity of DS3s Per Aggregation Location</u>	<u>Month to Month/ 12 Month Rate</u>	<u>60 Month Rate</u>	<u>USOC</u>
181	\$105,880.00	\$58,820.00	HFN3C
182	\$106,510.00	\$59,170.00	HFN3C
183	\$107,140.00	\$59,520.00	HFN3C
184	\$107,770.00	\$59,870.00	HFN3C
185	\$108,400.00	\$60,220.00	HFN3C
186	\$109,030.00	\$60,570.00	HFN3C
187	\$109,660.00	\$60,920.00	HFN3C
188	\$110,290.00	\$61,270.00	HFN3C
189	\$110,920.00	\$61,620.00	HFN3C
190	\$111,550.00	\$61,970.00	HFN3C
191	\$112,180.00	\$62,320.00	HFN3C
192	\$112,810.00	\$62,670.00	HFN3C

ISSUED: JUNE 16, 2011

EFFECTIVE: JULY 1, 2011

ACCESS SERVICE

23 – Metropolitan Statistical Area Access Services (Cont'd)

23.5 Rates and Charges (Cont'd)

23.5.2 BellSouth SPA Service (Cont'd)

23.5.2.20 BellSouth SPA Managed Shared Network Service (Cont'd)

(A) DS3 Service - Flat rate per Local Channel, per Aggregation Location.
 (Cont'd)

(1) Zone 1 (Cont'd)

(i) Tennessee

<u>Quantity of DS3s Per Aggregation Location</u>	<u>Month to Month/ 12 Month Rate</u>	<u>60 Month Rate</u>	<u>USOC</u>
1	\$5,913.00	\$3,285.00	HFN3C
2	\$6,093.00	\$3,385.00	HFN3C
3	\$6,273.00	\$3,485.00	HFN3C
4	\$6,453.00	\$3,585.00	HFN3C
5	\$7,353.00	\$4,085.00	HFN3C
6	\$8,253.00	\$4,585.00	HFN3C
7	\$9,272.00	\$5,151.00	HFN3C
8	\$10,244.00	\$5,691.00	HFN3C
9	\$11,171.00	\$6,206.00	HFN3C
10	\$12,053.00	\$6,696.00	HFN3C
11	\$12,894.00	\$7,163.00	HFN3C
12	\$13,691.00	\$7,606.00	HFN3C
13	\$14,448.00	\$8,027.00	HFN3C
14	\$15,168.00	\$8,427.00	HFN3C
15	\$15,849.00	\$8,805.00	HFN3C
16	\$16,496.00	\$9,164.00	HFN3C
17	\$17,106.00	\$9,503.00	HFN3C
18	\$17,682.00	\$9,823.00	HFN3C
19	\$18,225.00	\$10,125.00	HFN3C
20	\$18,738.00	\$10,410.00	HFN3C
21	\$19,223.00	\$10,679.00	HFN3C
22	\$19,677.00	\$10,932.00	HFN3C
23	\$20,106.00	\$11,170.00	HFN3C
24	\$20,505.00	\$11,392.00	HFN3C
25	\$20,886.00	\$11,603.00	HFN3C
26	\$21,240.00	\$11,800.00	HFN3C
27	\$21,573.00	\$11,985.00	HFN3C
28	\$21,887.00	\$12,159.00	HFN3C
29	\$22,178.00	\$12,321.00	HFN3C
30	\$22,455.00	\$12,475.00	HFN3C

ISSUED: JUNE 16, 2011

EFFECTIVE: JULY 1, 2011

ACCESS SERVICE

23 – Metropolitan Statistical Area Access Services (Cont'd)

23.5 Rates and Charges (Cont'd)

23.5.2 BellSouth SPA Service (Cont'd)

23.5.2.20 BellSouth SPA Managed Shared Network Service (Cont'd)

(A) DS3 Service - Flat rate per Local Channel, per Aggregation Location.
 (Cont'd)

(1) Zone 1 (Cont'd)

(i) Tennessee (Cont'd)

<u>Quantity of DS3s Per Aggregation Location</u>	<u>Month to Month/ 12 Month Rate</u>	<u>60 Month Rate</u>	<u>USOC</u>
31	\$22,715.00	\$12,619.00	HFN3C
32	\$22,958.00	\$12,754.00	HFN3C
33	\$23,187.00	\$12,882.00	HFN3C
34	\$23,406.00	\$13,003.00	HFN3C
35	\$23,613.00	\$13,118.00	HFN3C
36	\$23,807.00	\$13,226.00	HFN3C
37	\$23,994.00	\$13,330.00	HFN3C
38	\$24,176.00	\$13,431.00	HFN3C
39	\$24,351.00	\$13,528.00	HFN3C
40	\$24,519.00	\$13,622.00	HFN3C
41	\$24,687.00	\$13,715.00	HFN3C
42	\$24,851.00	\$13,806.00	HFN3C
43	\$25,014.00	\$13,897.00	HFN3C
44	\$25,179.00	\$13,988.00	HFN3C
45	\$25,344.00	\$14,080.00	HFN3C
46	\$25,514.00	\$14,174.00	HFN3C
47	\$25,688.00	\$14,271.00	HFN3C
48	\$25,868.00	\$14,371.00	HFN3C
49	\$26,408.00	\$14,671.00	HFN3C
50	\$26,903.00	\$14,946.00	HFN3C
51	\$27,353.00	\$15,196.00	HFN3C
52	\$27,758.00	\$15,421.00	HFN3C
53	\$27,938.00	\$15,521.00	HFN3C
54	\$28,298.00	\$15,721.00	HFN3C
55	\$28,613.00	\$15,896.00	HFN3C
56	\$28,883.00	\$16,046.00	HFN3C
57	\$29,063.00	\$16,146.00	HFN3C
58	\$29,288.00	\$16,271.00	HFN3C
59	\$29,468.00	\$16,371.00	HFN3C
60	\$29,648.00	\$16,471.00	HFN3C

ISSUED: JUNE 16, 2011

EFFECTIVE: JULY 1, 2011

ACCESS SERVICE

23 – Metropolitan Statistical Area Access Services (Cont'd)

23.5 Rates and Charges (Cont'd)

23.5.2 BellSouth SPA Service (Cont'd)

23.5.2.20 BellSouth SPA Managed Shared Network Service (Cont'd)

(A) DS3 Service - Flat rate per Local Channel, per Aggregation Location.
 (Cont'd)

(1) Zone 1 (Cont'd)

(i) Tennessee (Cont'd)

<u>Quantity of DS3s Per Aggregation Location</u>	<u>Month to Month/ 12 Month Rate</u>	<u>60 Month Rate</u>	<u>USOC</u>
61	\$30,280.00	\$16,820.00	HFN3C
62	\$30,910.00	\$17,170.00	HFN3C
63	\$31,540.00	\$17,520.00	HFN3C
64	\$32,170.00	\$17,870.00	HFN3C
65	\$32,800.00	\$18,220.00	HFN3C
66	\$33,430.00	\$18,570.00	HFN3C
67	\$34,060.00	\$18,920.00	HFN3C
68	\$34,690.00	\$19,270.00	HFN3C
69	\$35,320.00	\$19,620.00	HFN3C
70	\$35,950.00	\$19,970.00	HFN3C
71	\$36,580.00	\$20,320.00	HFN3C
72	\$37,210.00	\$20,670.00	HFN3C
73	\$37,840.00	\$21,020.00	HFN3C
74	\$38,470.00	\$21,370.00	HFN3C
75	\$39,100.00	\$21,720.00	HFN3C
76	\$39,730.00	\$22,070.00	HFN3C
77	\$40,360.00	\$22,420.00	HFN3C
78	\$40,990.00	\$22,770.00	HFN3C
79	\$41,620.00	\$23,120.00	HFN3C
80	\$42,250.00	\$23,470.00	HFN3C
81	\$42,880.00	\$23,820.00	HFN3C
82	\$43,510.00	\$24,170.00	HFN3C
83	\$44,140.00	\$24,520.00	HFN3C
84	\$44,770.00	\$24,870.00	HFN3C
85	\$45,400.00	\$25,220.00	HFN3C
86	\$46,030.00	\$25,570.00	HFN3C
87	\$46,660.00	\$25,920.00	HFN3C
88	\$47,290.00	\$26,270.00	HFN3C
89	\$47,920.00	\$26,620.00	HFN3C
90	\$48,550.00	\$26,970.00	HFN3C

ISSUED: JUNE 16, 2011

EFFECTIVE: JULY 1, 2011

ACCESS SERVICE

23 – Metropolitan Statistical Area Access Services (Cont'd)

23.5 Rates and Charges (Cont'd)

23.5.2 BellSouth SPA Service (Cont'd)

23.5.2.20 BellSouth SPA Managed Shared Network Service (Cont'd)

(A) DS3 Service - Flat rate per Local Channel, per Aggregation Location.
(Cont'd)

(1) Zone 1 (Cont'd)

(i) Tennessee (Cont'd)

<u>Quantity of DS3s Per Aggregation Location</u>	<u>Month to Month/ 12 Month Rate</u>	<u>60 Month Rate</u>	<u>USOC</u>
91	\$49,180.00	\$27,320.00	HFN3C
92	\$49,810.00	\$27,670.00	HFN3C
93	\$50,440.00	\$28,020.00	HFN3C
94	\$51,070.00	\$28,370.00	HFN3C
95	\$51,700.00	\$28,720.00	HFN3C
96	\$52,330.00	\$29,070.00	HFN3C
97	\$52,960.00	\$29,420.00	HFN3C
98	\$53,590.00	\$29,770.00	HFN3C
99	\$54,220.00	\$30,120.00	HFN3C
100	\$54,850.00	\$30,470.00	HFN3C
101	\$55,480.00	\$30,820.00	HFN3C
102	\$56,110.00	\$31,170.00	HFN3C
103	\$56,740.00	\$31,520.00	HFN3C
104	\$57,370.00	\$31,870.00	HFN3C
105	\$58,000.00	\$32,220.00	HFN3C
106	\$58,630.00	\$32,570.00	HFN3C
107	\$59,260.00	\$32,920.00	HFN3C
108	\$59,890.00	\$33,270.00	HFN3C
109	\$60,520.00	\$33,620.00	HFN3C
110	\$61,150.00	\$33,970.00	HFN3C
111	\$61,780.00	\$34,320.00	HFN3C
112	\$62,410.00	\$34,670.00	HFN3C
113	\$63,040.00	\$35,020.00	HFN3C
114	\$63,670.00	\$35,370.00	HFN3C
115	\$64,300.00	\$35,720.00	HFN3C
116	\$64,930.00	\$36,070.00	HFN3C
117	\$65,560.00	\$36,420.00	HFN3C
118	\$66,190.00	\$36,770.00	HFN3C
119	\$66,820.00	\$37,120.00	HFN3C
120	\$67,450.00	\$37,470.00	HFN3C

ISSUED: JUNE 16, 2011

EFFECTIVE: JULY 1, 2011

ACCESS SERVICE

23 – Metropolitan Statistical Area Access Services (Cont'd)

23.5 Rates and Charges

23.5.2 BellSouth SPA Service (Cont'd)

23.5.2.20 BellSouth SPA Managed Shared Network Service (Cont'd)

(A) DS3 Service - Flat rate per Local Channel, per Aggregation Location.
 (Cont'd)

(1) Zone 1 (Cont'd)

(i) Tennessee (Cont'd)

<u>Quantity of DS3s Per Aggregation Location</u>	<u>Month to Month/ 12 Month Rate</u>	<u>60 Month Rate</u>	<u>USOC</u>
121	\$68,080.00	\$37,820.00	HFN3C
122	\$68,710.00	\$38,170.00	HFN3C
123	\$69,340.00	\$38,520.00	HFN3C
124	\$69,970.00	\$38,870.00	HFN3C
125	\$70,600.00	\$39,220.00	HFN3C
126	\$71,230.00	\$39,570.00	HFN3C
127	\$71,860.00	\$39,920.00	HFN3C
128	\$72,490.00	\$40,270.00	HFN3C
129	\$73,120.00	\$40,620.00	HFN3C
130	\$73,750.00	\$40,970.00	HFN3C
131	\$74,380.00	\$41,320.00	HFN3C
132	\$75,010.00	\$41,670.00	HFN3C
133	\$75,640.00	\$42,020.00	HFN3C
134	\$76,270.00	\$42,370.00	HFN3C
135	\$76,900.00	\$42,720.00	HFN3C
136	\$77,530.00	\$43,070.00	HFN3C
137	\$78,160.00	\$43,420.00	HFN3C
138	\$78,790.00	\$43,770.00	HFN3C
139	\$79,420.00	\$44,120.00	HFN3C
140	\$80,050.00	\$44,470.00	HFN3C
141	\$80,680.00	\$44,820.00	HFN3C
142	\$81,310.00	\$45,170.00	HFN3C
143	\$81,940.00	\$45,520.00	HFN3C
144	\$82,570.00	\$45,870.00	HFN3C
145	\$83,200.00	\$46,220.00	HFN3C
146	\$83,830.00	\$46,570.00	HFN3C
147	\$84,460.00	\$46,920.00	HFN3C
148	\$85,090.00	\$47,270.00	HFN3C
149	\$85,720.00	\$47,620.00	HFN3C
150	\$86,350.00	\$47,970.00	HFN3C

ISSUED: JUNE 16, 2011

EFFECTIVE: JULY 1, 2011

ACCESS SERVICE

23 – Metropolitan Statistical Area Access Services (Cont'd)

23.5 Rates and Charges

23.5.2 BellSouth SPA Service (Cont'd)

23.5.2.20 BellSouth SPA Managed Shared Network Service (Cont'd)

(A) DS3 Service - Flat rate per Local Channel, per Aggregation Location.
 (Cont'd)

(1) Zone 1 (Cont'd)

(i) Tennessee (Cont'd)

<u>Quantity of DS3s Per Aggregation Location</u>	<u>Month to Month/ 12 Month Rate</u>	<u>60 Month Rate</u>	<u>USOC</u>
151	\$86,980.00	\$48,320.00	HFN3C
152	\$87,610.00	\$48,670.00	HFN3C
153	\$88,240.00	\$49,020.00	HFN3C
154	\$88,870.00	\$49,370.00	HFN3C
155	\$89,500.00	\$49,720.00	HFN3C
156	\$90,130.00	\$50,070.00	HFN3C
157	\$90,760.00	\$50,420.00	HFN3C
158	\$91,390.00	\$50,770.00	HFN3C
159	\$92,020.00	\$51,120.00	HFN3C
160	\$92,650.00	\$51,470.00	HFN3C
161	\$93,280.00	\$51,820.00	HFN3C
162	\$93,910.00	\$52,170.00	HFN3C
163	\$94,540.00	\$52,520.00	HFN3C
164	\$95,170.00	\$52,870.00	HFN3C
165	\$95,800.00	\$53,220.00	HFN3C
166	\$96,430.00	\$53,570.00	HFN3C
167	\$97,060.00	\$53,920.00	HFN3C
168	\$97,690.00	\$54,270.00	HFN3C
169	\$98,320.00	\$54,620.00	HFN3C
170	\$98,950.00	\$54,970.00	HFN3C
171	\$99,580.00	\$55,320.00	HFN3C
172	\$100,210.00	\$55,670.00	HFN3C
173	\$100,840.00	\$56,020.00	HFN3C
174	\$101,470.00	\$56,370.00	HFN3C
175	\$102,100.00	\$56,720.00	HFN3C
176	\$102,730.00	\$57,070.00	HFN3C
177	\$103,360.00	\$57,420.00	HFN3C
178	\$103,990.00	\$57,770.00	HFN3C
179	\$104,620.00	\$58,120.00	HFN3C
180	\$105,250.00	\$58,470.00	HFN3C

ISSUED: JUNE 16, 2011

EFFECTIVE: JULY 1, 2011

ACCESS SERVICE

23 – Metropolitan Statistical Area Access Services (Cont'd)

23.5 Rates and Charges

23.5.2 BellSouth SPA Service (Cont'd)

23.5.2.20 BellSouth SPA Managed Shared Network Service (Cont'd)

(A) DS3 Service - Flat rate per Local Channel, per Aggregation Location.
(Cont'd)

(1) Zone 1 (Cont'd)

(i) Tennessee (Cont'd)

<u>Quantity of DS3s Per Aggregation Location</u>	<u>Month to Month/ 12 Month Rate</u>	<u>60 Month Rate</u>	<u>USOC</u>
181	\$105,880.00	\$58,820.00	HFN3C
182	\$106,510.00	\$59,170.00	HFN3C
183	\$107,140.00	\$59,520.00	HFN3C
184	\$107,770.00	\$59,870.00	HFN3C
185	\$108,400.00	\$60,220.00	HFN3C
186	\$109,030.00	\$60,570.00	HFN3C
187	\$109,660.00	\$60,920.00	HFN3C
188	\$110,290.00	\$61,270.00	HFN3C
189	\$110,920.00	\$61,620.00	HFN3C
190	\$111,550.00	\$61,970.00	HFN3C
191	\$112,180.00	\$62,320.00	HFN3C
192	\$112,810.00	\$62,670.00	HFN3C

ISSUED: JUNE 16, 2011

EFFECTIVE: JULY 1, 2011

ACCESS SERVICE

23 – Metropolitan Statistical Area Access Services (Cont'd)

23.5 Rates and Charges (Cont'd)

23.5.2 BellSouth SPA Service (Cont'd)

23.5.2.20 BellSouth SPA Managed Shared Network Service (Cont'd)

(A) DS3 Service - Flat rate per Local Channel, per Aggregation Location.
(Cont'd)

(2) Zone 2

(a) Alabama

<u>Quantity of DS3s Per Aggregation Location</u>	<u>Month to Month/ 12 Month Rate</u>	<u>60 Month Rate</u>	<u>USOC</u>
1	\$7,096.00	\$3,942.00	HFN3C
2	\$7,312.00	\$4,062.00	HFN3C
3	\$7,528.00	\$4,182.00	HFN3C
4	\$7,744.00	\$4,302.00	HFN3C
5	\$8,824.00	\$4,902.00	HFN3C
6	\$9,904.00	\$5,502.00	HFN3C
7	\$11,126.00	\$6,181.00	HFN3C
8	\$12,293.00	\$6,829.00	HFN3C
9	\$13,405.00	\$7,447.00	HFN3C
10	\$14,464.00	\$8,035.00	HFN3C
11	\$15,473.00	\$8,596.00	HFN3C
12	\$16,429.00	\$9,127.00	HFN3C
13	\$17,338.00	\$9,632.00	HFN3C
14	\$18,202.00	\$10,112.00	HFN3C
15	\$19,019.00	\$10,566.00	HFN3C
16	\$19,795.00	\$10,997.00	HFN3C
17	\$20,527.00	\$11,404.00	HFN3C
18	\$21,218.00	\$11,788.00	HFN3C
19	\$21,870.00	\$12,150.00	HFN3C
20	\$22,486.00	\$12,492.00	HFN3C
21	\$23,068.00	\$12,815.00	HFN3C
22	\$23,612.00	\$13,118.00	HFN3C
23	\$24,127.00	\$13,404.00	HFN3C
24	\$24,606.00	\$13,670.00	HFN3C
25	\$25,063.00	\$13,924.00	HFN3C
26	\$25,488.00	\$14,160.00	HFN3C
27	\$25,888.00	\$14,382.00	HFN3C
28	\$26,264.00	\$14,591.00	HFN3C
29	\$26,614.00	\$14,785.00	HFN3C
30	\$26,946.00	\$14,970.00	HFN3C

ISSUED: JUNE 16, 2011

EFFECTIVE: JULY 1, 2011

ACCESS SERVICE

23 – Metropolitan Statistical Area Access Services (Cont'd)

23.5 Rates and Charges

23.5.2 BellSouth SPA Service (Cont'd)

23.5.2.20 BellSouth SPA Managed Shared Network Service (Cont'd)

(A) DS3 Service - Flat rate per Local Channel, per Aggregation Location.
 (Cont'd)

(2) Zone 2 (Cont'd)

(a) Alabama (Cont'd)

<u>Quantity of DS3s Per Aggregation Location</u>	<u>Month to Month/ 12 Month Rate</u>	<u>60 Month Rate</u>	<u>USOC</u>
31	\$27,258.00	\$15,143.00	HFN3C
32	\$27,550.00	\$15,305.00	HFN3C
33	\$27,824.00	\$15,458.00	HFN3C
34	\$28,087.00	\$15,604.00	HFN3C
35	\$28,336.00	\$15,742.00	HFN3C
36	\$28,568.00	\$15,871.00	HFN3C
37	\$28,793.00	\$15,996.00	HFN3C
38	\$29,011.00	\$16,117.00	HFN3C
39	\$29,221.00	\$16,234.00	HFN3C
40	\$29,423.00	\$16,346.00	HFN3C
41	\$29,624.00	\$16,458.00	HFN3C
42	\$29,821.00	\$16,567.00	HFN3C
43	\$30,017.00	\$16,676.00	HFN3C
44	\$30,215.00	\$16,786.00	HFN3C
45	\$30,413.00	\$16,896.00	HFN3C
46	\$30,617.00	\$17,009.00	HFN3C
47	\$30,826.00	\$17,125.00	HFN3C
48	\$31,042.00	\$17,245.00	HFN3C
49	\$31,690.00	\$17,605.00	HFN3C
50	\$32,284.00	\$17,935.00	HFN3C
51	\$32,824.00	\$18,235.00	HFN3C
52	\$33,310.00	\$18,505.00	HFN3C
53	\$33,526.00	\$18,625.00	HFN3C
54	\$33,958.00	\$18,865.00	HFN3C
55	\$34,336.00	\$19,075.00	HFN3C
56	\$34,660.00	\$19,255.00	HFN3C
57	\$34,876.00	\$19,375.00	HFN3C
58	\$35,146.00	\$19,525.00	HFN3C
59	\$35,362.00	\$19,645.00	HFN3C
60	\$35,578.00	\$19,765.00	HFN3C

ISSUED: JUNE 16, 2011

EFFECTIVE: JULY 1, 2011

ACCESS SERVICE

23 – Metropolitan Statistical Area Access Services (Cont'd)

23.5 Rates and Charges

23.5.2 BellSouth SPA Service (Cont'd)

23.5.2.20 BellSouth SPA Managed Shared Network Service (Cont'd)

(A) DS3 Service - Flat rate per Local Channel, per Aggregation Location.
 (Cont'd)

(2) Zone 2 (Cont'd)

(a) Alabama (Cont'd)

<u>Quantity of DS3s Per Aggregation Location</u>	<u>Month to Month/ 12 Month Rate</u>	<u>60 Month Rate</u>	<u>USOC</u>
61	\$36,335.00	\$20,185.00	HFN3C
62	\$37,090.00	\$20,605.00	HFN3C
63	\$37,845.00	\$21,025.00	HFN3C
64	\$38,600.00	\$21,445.00	HFN3C
65	\$39,355.00	\$21,865.00	HFN3C
66	\$40,110.00	\$22,285.00	HFN3C
67	\$40,865.00	\$22,705.00	HFN3C
68	\$41,620.00	\$23,125.00	HFN3C
69	\$42,375.00	\$23,545.00	HFN3C
70	\$43,130.00	\$23,965.00	HFN3C
71	\$43,885.00	\$24,385.00	HFN3C
72	\$44,640.00	\$24,805.00	HFN3C
73	\$45,395.00	\$25,225.00	HFN3C
74	\$46,150.00	\$25,645.00	HFN3C
75	\$46,905.00	\$26,065.00	HFN3C
76	\$47,660.00	\$26,485.00	HFN3C
77	\$48,415.00	\$26,905.00	HFN3C
78	\$49,170.00	\$27,325.00	HFN3C
79	\$49,925.00	\$27,745.00	HFN3C
80	\$50,680.00	\$28,165.00	HFN3C
81	\$51,435.00	\$28,585.00	HFN3C
82	\$52,190.00	\$29,005.00	HFN3C
83	\$52,945.00	\$29,425.00	HFN3C
84	\$53,700.00	\$29,845.00	HFN3C
85	\$54,455.00	\$30,265.00	HFN3C
86	\$55,210.00	\$30,685.00	HFN3C
87	\$55,965.00	\$31,105.00	HFN3C
88	\$56,720.00	\$31,525.00	HFN3C
89	\$57,475.00	\$31,945.00	HFN3C
90	\$58,230.00	\$32,365.00	HFN3C

ISSUED: JUNE 16, 2011

EFFECTIVE: JULY 1, 2011

ACCESS SERVICE

23 – Metropolitan Statistical Area Access Services (Cont'd)

23.5 Rates and Charges (Cont'd)

23.5.2 BellSouth SPA Service (Cont'd)

23.5.2.20 BellSouth SPA Managed Shared Network Service (Cont'd)

(A) DS3 Service - Flat rate per Local Channel, per Aggregation Location.
(Cont'd)

(2) Zone 2 (Cont'd)

(a) Alabama (Cont'd)

<u>Quantity of DS3s Per Aggregation Location</u>	<u>Month to Month/ 12 Month Rate</u>	<u>60 Month Rate</u>	<u>USOC</u>
91	\$58,985.00	\$32,785.00	HFN3C
92	\$59,740.00	\$33,205.00	HFN3C
93	\$60,495.00	\$33,625.00	HFN3C
94	\$61,250.00	\$34,045.00	HFN3C
95	\$62,005.00	\$34,465.00	HFN3C
96	\$62,760.00	\$34,885.00	HFN3C
97	\$63,515.00	\$35,305.00	HFN3C
98	\$64,270.00	\$35,725.00	HFN3C
99	\$65,025.00	\$36,145.00	HFN3C
100	\$65,780.00	\$36,565.00	HFN3C
101	\$66,535.00	\$36,985.00	HFN3C
102	\$67,290.00	\$37,405.00	HFN3C
103	\$68,045.00	\$37,825.00	HFN3C
104	\$68,800.00	\$38,245.00	HFN3C
105	\$69,555.00	\$38,665.00	HFN3C
106	\$70,310.00	\$39,085.00	HFN3C
107	\$71,065.00	\$39,505.00	HFN3C
108	\$71,820.00	\$39,925.00	HFN3C
109	\$72,575.00	\$40,345.00	HFN3C
110	\$73,330.00	\$40,765.00	HFN3C
111	\$74,085.00	\$41,185.00	HFN3C
112	\$74,840.00	\$41,605.00	HFN3C
113	\$75,595.00	\$42,025.00	HFN3C
114	\$76,350.00	\$42,445.00	HFN3C
115	\$77,105.00	\$42,865.00	HFN3C
116	\$77,860.00	\$43,285.00	HFN3C
117	\$78,615.00	\$43,705.00	HFN3C
118	\$79,370.00	\$44,125.00	HFN3C
119	\$80,125.00	\$44,545.00	HFN3C
120	\$80,880.00	\$44,965.00	HFN3C

ISSUED: JUNE 16, 2011

EFFECTIVE: JULY 1, 2011

ACCESS SERVICE

23 – Metropolitan Statistical Area Access Services (Cont'd)

23.5 Rates and Charges (Cont'd)

23.5.2 BellSouth SPA Service (Cont'd)

23.5.2.20 BellSouth SPA Managed Shared Network Service (Cont'd)

(A) DS3 Service - Flat rate per Local Channel, per Aggregation Location.
 (Cont'd)

(2) Zone 2 (Cont'd)

(a) Alabama (Cont'd)

<u>Quantity of DS3s Per Aggregation Location</u>	<u>Month to Month/ 12 Month Rate</u>	<u>60 Month Rate</u>	<u>USOC</u>
121	\$81,635.00	\$45,385.00	HFN3C
122	\$82,390.00	\$45,805.00	HFN3C
123	\$83,145.00	\$46,225.00	HFN3C
124	\$83,900.00	\$46,645.00	HFN3C
125	\$84,655.00	\$47,065.00	HFN3C
126	\$85,410.00	\$47,485.00	HFN3C
127	\$86,165.00	\$47,905.00	HFN3C
128	\$86,920.00	\$48,325.00	HFN3C
129	\$87,675.00	\$48,745.00	HFN3C
130	\$88,430.00	\$49,165.00	HFN3C
131	\$89,185.00	\$49,585.00	HFN3C
132	\$89,940.00	\$50,005.00	HFN3C
133	\$90,695.00	\$50,425.00	HFN3C
134	\$91,450.00	\$50,845.00	HFN3C
135	\$92,205.00	\$51,265.00	HFN3C
136	\$92,960.00	\$51,685.00	HFN3C
137	\$93,715.00	\$52,105.00	HFN3C
138	\$94,470.00	\$52,525.00	HFN3C
139	\$95,225.00	\$52,945.00	HFN3C
140	\$95,980.00	\$53,365.00	HFN3C
141	\$96,735.00	\$53,785.00	HFN3C
142	\$97,490.00	\$54,205.00	HFN3C
143	\$98,245.00	\$54,625.00	HFN3C
144	\$99,000.00	\$55,045.00	HFN3C
145	\$99,840.00	\$55,470.00	HFN3C
146	\$100,600.00	\$55,890.00	HFN3C
147	\$101,360.00	\$56,310.00	HFN3C
148	\$102,110.00	\$56,730.00	HFN3C
149	\$102,870.00	\$57,150.00	HFN3C
150	\$103,620.00	\$57,570.00	HFN3C

ISSUED: JUNE 16, 2011

EFFECTIVE: JULY 1, 2011

ACCESS SERVICE

23 – Metropolitan Statistical Area Access Services (Cont'd)

23.5 Rates and Charges (Cont'd)

23.5.2 BellSouth SPA Service (Cont'd)

23.5.2.20 BellSouth SPA Managed Shared Network Service (Cont'd)

(A) DS3 Service - Flat rate per Local Channel, per Aggregation Location.
(Cont'd)

(2) Zone 2 (Cont'd)

(a) Alabama (Cont'd)

<u>Quantity of DS3s Per Aggregation Location</u>	<u>Month to Month/ 12 Month Rate</u>	<u>60 Month Rate</u>	<u>USOC</u>
151	\$104,380.00	\$57,990.00	HFN3C
152	\$105,140.00	\$58,410.00	HFN3C
153	\$105,890.00	\$58,830.00	HFN3C
154	\$106,650.00	\$59,250.00	HFN3C
155	\$107,400.00	\$59,670.00	HFN3C
156	\$108,160.00	\$60,090.00	HFN3C
157	\$108,920.00	\$60,510.00	HFN3C
158	\$109,670.00	\$60,930.00	HFN3C
159	\$110,430.00	\$61,350.00	HFN3C
160	\$111,180.00	\$61,770.00	HFN3C
161	\$111,940.00	\$62,190.00	HFN3C
162	\$112,700.00	\$62,610.00	HFN3C
163	\$113,450.00	\$63,030.00	HFN3C
164	\$114,210.00	\$63,450.00	HFN3C
165	\$114,960.00	\$63,870.00	HFN3C
166	\$115,720.00	\$64,290.00	HFN3C
167	\$116,480.00	\$64,710.00	HFN3C
168	\$117,230.00	\$65,130.00	HFN3C
169	\$117,990.00	\$65,550.00	HFN3C
170	\$118,740.00	\$65,970.00	HFN3C
171	\$119,500.00	\$66,390.00	HFN3C
172	\$120,260.00	\$66,810.00	HFN3C
173	\$121,010.00	\$67,230.00	HFN3C
174	\$121,770.00	\$67,650.00	HFN3C
175	\$122,520.00	\$68,070.00	HFN3C
176	\$123,280.00	\$68,490.00	HFN3C
177	\$124,040.00	\$68,910.00	HFN3C
178	\$124,790.00	\$69,330.00	HFN3C
179	\$125,550.00	\$69,750.00	HFN3C
180	\$126,300.00	\$70,170.00	HFN3C

ISSUED: JUNE 16, 2011

EFFECTIVE: JULY 1, 2011

ACCESS SERVICE

23 – Metropolitan Statistical Area Access Services (Cont'd)

23.5 Rates and Charges (Cont'd)

23.5.2 BellSouth SPA Service (Cont'd)

23.5.2.20 BellSouth SPA Managed Shared Network Service (Cont'd)

(A) DS3 Service - Flat rate per Local Channel, per Aggregation Location.
(Cont'd)

(2) Zone 2 (Cont'd)

(a) Alabama (Cont'd)

<u>Quantity of DS3s Per Aggregation Location</u>	<u>Month to Month/ 12 Month Rate</u>	<u>60 Month Rate</u>	<u>USOC</u>
181	\$127,060.00	\$70,590.00	HFN3C
182	\$127,820.00	\$71,010.00	HFN3C
183	\$128,570.00	\$71,430.00	HFN3C
184	\$129,330.00	\$71,850.00	HFN3C
185	\$130,080.00	\$72,270.00	HFN3C
186	\$130,840.00	\$72,690.00	HFN3C
187	\$131,600.00	\$73,110.00	HFN3C
188	\$132,350.00	\$73,530.00	HFN3C
189	\$133,110.00	\$73,950.00	HFN3C
190	\$133,860.00	\$74,370.00	HFN3C
191	\$134,620.00	\$74,790.00	HFN3C
192	\$135,380.00	\$75,210.00	HFN3C

ISSUED: JUNE 16, 2011

EFFECTIVE: JULY 1, 2011

ACCESS SERVICE

23 – Metropolitan Statistical Area Access Services (Cont'd)

23.5 Rates and Charges (Cont'd)

23.5.2 BellSouth SPA Service (Cont'd)

23.5.2.20 BellSouth SPA Managed Shared Network Service (Cont'd)

(A) DS3 Service - Flat rate per Local Channel, per Aggregation Location.
 (Cont'd)

(2) Zone 2 (Cont'd)

(b) Florida

<u>Quantity of DS3s Per Aggregation Location</u>	<u>Month to Month/ 12 Month Rate</u>	<u>60 Month Rate</u>	<u>USOC</u>
1	\$7,096.00	\$3,942.00	HFN3C
2	\$7,312.00	\$4,062.00	HFN3C
3	\$7,528.00	\$4,182.00	HFN3C
4	\$7,744.00	\$4,302.00	HFN3C
5	\$8,824.00	\$4,902.00	HFN3C
6	\$9,904.00	\$5,502.00	HFN3C
7	\$11,126.00	\$6,181.00	HFN3C
8	\$12,293.00	\$6,829.00	HFN3C
9	\$13,405.00	\$7,447.00	HFN3C
10	\$14,464.00	\$8,035.00	HFN3C
11	\$15,473.00	\$8,596.00	HFN3C
12	\$16,429.00	\$9,127.00	HFN3C
13	\$17,338.00	\$9,632.00	HFN3C
14	\$18,202.00	\$10,112.00	HFN3C
15	\$19,019.00	\$10,566.00	HFN3C
16	\$19,795.00	\$10,997.00	HFN3C
17	\$20,527.00	\$11,404.00	HFN3C
18	\$21,218.00	\$11,788.00	HFN3C
19	\$21,870.00	\$12,150.00	HFN3C
20	\$22,486.00	\$12,492.00	HFN3C
21	\$23,068.00	\$12,815.00	HFN3C
22	\$23,612.00	\$13,118.00	HFN3C
23	\$24,127.00	\$13,404.00	HFN3C
24	\$24,606.00	\$13,670.00	HFN3C
25	\$25,063.00	\$13,924.00	HFN3C
26	\$25,488.00	\$14,160.00	HFN3C
27	\$25,888.00	\$14,382.00	HFN3C
28	\$26,264.00	\$14,591.00	HFN3C
29	\$26,614.00	\$14,785.00	HFN3C
30	\$26,946.00	\$14,970.00	HFN3C

ISSUED: JUNE 16, 2011

EFFECTIVE: JULY 1, 2011

ACCESS SERVICE

23 – Metropolitan Statistical Area Access Services (Cont'd)

23.5 Rates and Charges (Cont'd)

23.5.2 BellSouth SPA Service (Cont'd)

23.5.2.20 BellSouth SPA Managed Shared Network Service (Cont'd)

(A) DS3 service - Flat rate per Local Channel, per Aggregation Location.
 (Cont'd)

(2) Zone 2 (Cont'd)

(b) Florida (Cont'd)

<u>Quantity of DS3s Per Aggregation Location</u>	<u>Month to Month/ 12 Month Rate</u>	<u>60 Month Rate</u>	<u>USOC</u>
31	\$27,258.00	\$15,143.00	HFN3C
32	\$27,550.00	\$15,305.00	HFN3C
33	\$27,824.00	\$15,458.00	HFN3C
34	\$28,087.00	\$15,604.00	HFN3C
35	\$28,336.00	\$15,742.00	HFN3C
36	\$28,568.00	\$15,871.00	HFN3C
37	\$28,793.00	\$15,996.00	HFN3C
38	\$29,011.00	\$16,117.00	HFN3C
39	\$29,221.00	\$16,234.00	HFN3C
40	\$29,423.00	\$16,346.00	HFN3C
41	\$29,624.00	\$16,458.00	HFN3C
42	\$29,821.00	\$16,567.00	HFN3C
43	\$30,017.00	\$16,676.00	HFN3C
44	\$30,215.00	\$16,786.00	HFN3C
45	\$30,413.00	\$16,896.00	HFN3C
46	\$30,617.00	\$17,009.00	HFN3C
47	\$30,826.00	\$17,125.00	HFN3C
48	\$31,042.00	\$17,245.00	HFN3C
49	\$31,690.00	\$17,605.00	HFN3C
50	\$32,284.00	\$17,935.00	HFN3C
51	\$32,824.00	\$18,235.00	HFN3C
52	\$33,310.00	\$18,505.00	HFN3C
53	\$33,526.00	\$18,625.00	HFN3C
54	\$33,958.00	\$18,865.00	HFN3C
55	\$34,336.00	\$19,075.00	HFN3C
56	\$34,660.00	\$19,255.00	HFN3C
57	\$34,876.00	\$19,375.00	HFN3C
58	\$35,146.00	\$19,525.00	HFN3C
59	\$35,362.00	\$19,645.00	HFN3C
60	\$35,578.00	\$19,765.00	HFN3C

ISSUED: JUNE 16, 2011

EFFECTIVE: JULY 1, 2011

ACCESS SERVICE

23 – Metropolitan Statistical Area Access Services (Cont'd)

23.5 Rates and Charges (Cont'd)

23.5.2 BellSouth SPA Service (Cont'd)

23.5.2.20 BellSouth SPA Managed Shared Network Service (Cont'd)

(A) DS3 Service - Flat rate per Local Channel, per Aggregation Location.
 (Cont'd)

(2) Zone 2 (Cont'd)

(b) Florida (Cont'd)

<u>Quantity of DS3s Per Aggregation Location</u>	<u>Month to Month/ 12 Month Rate</u>	<u>60 Month Rate</u>	<u>USOC</u>
61	\$36,335.00	\$20,185.00	HFN3C
62	\$37,090.00	\$20,605.00	HFN3C
63	\$37,845.00	\$21,025.00	HFN3C
64	\$38,600.00	\$21,445.00	HFN3C
65	\$39,355.00	\$21,865.00	HFN3C
66	\$40,110.00	\$22,285.00	HFN3C
67	\$40,865.00	\$22,705.00	HFN3C
68	\$41,620.00	\$23,125.00	HFN3C
69	\$42,375.00	\$23,545.00	HFN3C
70	\$43,130.00	\$23,965.00	HFN3C
71	\$43,885.00	\$24,385.00	HFN3C
72	\$44,640.00	\$24,805.00	HFN3C
73	\$45,395.00	\$25,225.00	HFN3C
74	\$46,150.00	\$25,645.00	HFN3C
75	\$46,905.00	\$26,065.00	HFN3C
76	\$47,660.00	\$26,485.00	HFN3C
77	\$48,415.00	\$26,905.00	HFN3C
78	\$49,170.00	\$27,325.00	HFN3C
79	\$49,925.00	\$27,745.00	HFN3C
80	\$50,680.00	\$28,165.00	HFN3C
81	\$51,435.00	\$28,585.00	HFN3C
82	\$52,190.00	\$29,005.00	HFN3C
83	\$52,945.00	\$29,425.00	HFN3C
84	\$53,700.00	\$29,845.00	HFN3C
85	\$54,455.00	\$30,265.00	HFN3C
86	\$55,210.00	\$30,685.00	HFN3C
87	\$55,965.00	\$31,105.00	HFN3C
88	\$56,720.00	\$31,525.00	HFN3C
89	\$57,475.00	\$31,945.00	HFN3C
90	\$58,230.00	\$32,365.00	HFN3C

ISSUED: JUNE 16, 2011

EFFECTIVE: JULY 1, 2011

ACCESS SERVICE

23 – Metropolitan Statistical Area Access Services (Cont'd)

23.5 Rates and Charges (Cont'd)

23.5.2 BellSouth SPA Service (Cont'd)

23.5.2.20 BellSouth SPA Managed Shared Network Service (Cont'd)

(A) DS3 Service - Flat rate per Local Channel, per Aggregation Location.
 (Cont'd)

(2) Zone 2 (Cont'd)

(b) Florida (Cont'd)

<u>Quantity of DS3s Per Aggregation Location</u>	<u>Month to Month/ 12 Month Rate</u>	<u>60 Month Rate</u>	<u>USOC</u>
91	\$58,985.00	\$32,785.00	HFN3C
92	\$59,740.00	\$33,205.00	HFN3C
93	\$60,495.00	\$33,625.00	HFN3C
94	\$61,250.00	\$34,045.00	HFN3C
95	\$62,005.00	\$34,465.00	HFN3C
96	\$62,760.00	\$34,885.00	HFN3C
97	\$63,515.00	\$35,305.00	HFN3C
98	\$64,270.00	\$35,725.00	HFN3C
99	\$65,025.00	\$36,145.00	HFN3C
100	\$65,780.00	\$36,565.00	HFN3C
101	\$66,535.00	\$36,985.00	HFN3C
102	\$67,290.00	\$37,405.00	HFN3C
103	\$68,045.00	\$37,825.00	HFN3C
104	\$68,800.00	\$38,245.00	HFN3C
105	\$69,555.00	\$38,665.00	HFN3C
106	\$70,310.00	\$39,085.00	HFN3C
107	\$71,065.00	\$39,505.00	HFN3C
108	\$71,820.00	\$39,925.00	HFN3C
109	\$72,575.00	\$40,345.00	HFN3C
110	\$73,330.00	\$40,765.00	HFN3C
111	\$74,085.00	\$41,185.00	HFN3C
112	\$74,840.00	\$41,605.00	HFN3C
113	\$75,595.00	\$42,025.00	HFN3C
114	\$76,350.00	\$42,445.00	HFN3C
115	\$77,105.00	\$42,865.00	HFN3C
116	\$77,860.00	\$43,285.00	HFN3C
117	\$78,615.00	\$43,705.00	HFN3C
118	\$79,370.00	\$44,125.00	HFN3C
119	\$80,125.00	\$44,545.00	HFN3C
120	\$80,880.00	\$44,965.00	HFN3C

ISSUED: JUNE 16, 2011

EFFECTIVE: JULY 1, 2011

ACCESS SERVICE

23 – Metropolitan Statistical Area Access Services (Cont'd)

23.5 Rates and Charges (Cont'd)

23.5.2 BellSouth SPA Service (Cont'd)

23.5.2.20 BellSouth SPA Managed Shared Network Service (Cont'd)

(A) DS3 Service - Flat rate per Local Channel, per Aggregation Location.
 (Cont'd)

(2) Zone 2 (Cont'd)

(b) Florida (Cont'd)

<u>Quantity of DS3s Per Aggregation Location</u>	<u>Month to Month/ 12 Month Rate</u>	<u>60 Month Rate</u>	<u>USOC</u>
121	\$81,635.00	\$45,385.00	HFN3C
122	\$82,390.00	\$45,805.00	HFN3C
123	\$83,145.00	\$46,225.00	HFN3C
124	\$83,900.00	\$46,645.00	HFN3C
125	\$84,655.00	\$47,065.00	HFN3C
126	\$85,410.00	\$47,485.00	HFN3C
127	\$86,165.00	\$47,905.00	HFN3C
128	\$86,920.00	\$48,325.00	HFN3C
129	\$87,675.00	\$48,745.00	HFN3C
130	\$88,430.00	\$49,165.00	HFN3C
131	\$89,185.00	\$49,585.00	HFN3C
132	\$89,940.00	\$50,005.00	HFN3C
133	\$90,695.00	\$50,425.00	HFN3C
134	\$91,450.00	\$50,845.00	HFN3C
135	\$92,205.00	\$51,265.00	HFN3C
136	\$92,960.00	\$51,685.00	HFN3C
137	\$93,715.00	\$52,105.00	HFN3C
138	\$94,470.00	\$52,525.00	HFN3C
139	\$95,225.00	\$52,945.00	HFN3C
140	\$95,980.00	\$53,365.00	HFN3C
141	\$96,735.00	\$53,785.00	HFN3C
142	\$97,490.00	\$54,205.00	HFN3C
143	\$98,245.00	\$54,625.00	HFN3C
144	\$99,000.00	\$55,045.00	HFN3C
145	\$99,840.00	\$55,470.00	HFN3C
146	\$100,600.00	\$55,890.00	HFN3C
147	\$101,360.00	\$56,310.00	HFN3C
148	\$102,110.00	\$56,730.00	HFN3C
149	\$102,870.00	\$57,150.00	HFN3C
150	\$103,620.00	\$57,570.00	HFN3C

ISSUED: JUNE 16, 2011

EFFECTIVE: JULY 1, 2011

ACCESS SERVICE

23 – Metropolitan Statistical Area Access Services (Cont'd)

23.5 Rates and Charges (Cont'd)

23.5.2 BellSouth SPA Service (Cont'd)

23.5.2.20 BellSouth SPA Managed Shared Network Service (Cont'd)

(A) DS3 Service - Flat rate per Local Channel, per Aggregation Location.
 (Cont'd)

(2) Zone 2 (Cont'd)
 (b) Florida (Cont'd)

<u>Quantity of DS3s Per Aggregation Location</u>	<u>Month to Month/ 12 Month Rate</u>	<u>60 Month Rate</u>	<u>USOC</u>
151	\$104,380.00	\$57,990.00	HFN3C
152	\$105,140.00	\$58,410.00	HFN3C
153	\$105,890.00	\$58,830.00	HFN3C
154	\$106,650.00	\$59,250.00	HFN3C
155	\$107,400.00	\$59,670.00	HFN3C
156	\$108,160.00	\$60,090.00	HFN3C
157	\$108,920.00	\$60,510.00	HFN3C
158	\$109,670.00	\$60,930.00	HFN3C
159	\$110,430.00	\$61,350.00	HFN3C
160	\$111,180.00	\$61,770.00	HFN3C
161	\$111,940.00	\$62,190.00	HFN3C
162	\$112,700.00	\$62,610.00	HFN3C
163	\$113,450.00	\$63,030.00	HFN3C
164	\$114,210.00	\$63,450.00	HFN3C
165	\$114,960.00	\$63,870.00	HFN3C
166	\$115,720.00	\$64,290.00	HFN3C
167	\$116,480.00	\$64,710.00	HFN3C
168	\$117,230.00	\$65,130.00	HFN3C
169	\$117,990.00	\$65,550.00	HFN3C
170	\$118,740.00	\$65,970.00	HFN3C
171	\$119,500.00	\$66,390.00	HFN3C
172	\$120,260.00	\$66,810.00	HFN3C
173	\$121,010.00	\$67,230.00	HFN3C
174	\$121,770.00	\$67,650.00	HFN3C
175	\$122,520.00	\$68,070.00	HFN3C
176	\$123,280.00	\$68,490.00	HFN3C
177	\$124,040.00	\$68,910.00	HFN3C
178	\$124,790.00	\$69,330.00	HFN3C
179	\$125,550.00	\$69,750.00	HFN3C
180	\$126,300.00	\$70,170.00	HFN3C

ISSUED: JUNE 16, 2011

EFFECTIVE: JULY 1, 2011

ACCESS SERVICE

23 – Metropolitan Statistical Area Access Services (Cont'd)

23.5 Rates and Charges (Cont'd)

23.5.2 BellSouth SPA Service (Cont'd)

23.5.2.20 BellSouth SPA Managed Shared Network Service (Cont'd)

(A) DS3 Service - Flat rate per Local Channel, per Aggregation Location.
(Cont'd)

(2) Zone 2 (Cont'd)

(b) Florida (Cont'd)

<u>Quantity of DS3s Per Aggregation Location</u>	<u>Month to Month/ 12 Month Rate</u>	<u>60 Month Rate</u>	<u>USOC</u>
181	\$127,060.00	\$70,590.00	HFN3C
182	\$127,820.00	\$71,010.00	HFN3C
183	\$128,570.00	\$71,430.00	HFN3C
184	\$129,330.00	\$71,850.00	HFN3C
185	\$130,080.00	\$72,270.00	HFN3C
186	\$130,840.00	\$72,690.00	HFN3C
187	\$131,600.00	\$73,110.00	HFN3C
188	\$132,350.00	\$73,530.00	HFN3C
189	\$133,110.00	\$73,950.00	HFN3C
190	\$133,860.00	\$74,370.00	HFN3C
191	\$134,620.00	\$74,790.00	HFN3C
192	\$135,380.00	\$75,210.00	HFN3C

ISSUED: JUNE 16, 2011

EFFECTIVE: JULY 1, 2011

ACCESS SERVICE

23 – Metropolitan Statistical Area Access Services (Cont'd)

23.5 Rates and Charges (Cont'd)

23.5.2 BellSouth SPA Service (Cont'd)

23.5.2.20 BellSouth SPA Managed Shared Network Service (Cont'd)

(A) DS3 service - Flat rate per Local Channel, per Aggregation Location.
 (Cont'd)

(2) Zone 2 (Cont'd)

(c) Georgia

<u>Quantity of DS3s Per Aggregation Location</u>	<u>Month to Month/ 12 Month Rate</u>	<u>60 Month Rate</u>	<u>USOC</u>
1	\$7,096.00	\$3,942.00	HFN3C
2	\$7,312.00	\$4,062.00	HFN3C
3	\$7,528.00	\$4,182.00	HFN3C
4	\$7,744.00	\$4,302.00	HFN3C
5	\$8,824.00	\$4,902.00	HFN3C
6	\$9,904.00	\$5,502.00	HFN3C
7	\$11,126.00	\$6,181.00	HFN3C
8	\$12,293.00	\$6,829.00	HFN3C
9	\$13,405.00	\$7,447.00	HFN3C
10	\$14,464.00	\$8,035.00	HFN3C
11	\$15,473.00	\$8,596.00	HFN3C
12	\$16,429.00	\$9,127.00	HFN3C
13	\$17,338.00	\$9,632.00	HFN3C
14	\$18,202.00	\$10,112.00	HFN3C
15	\$19,019.00	\$10,566.00	HFN3C
16	\$19,795.00	\$10,997.00	HFN3C
17	\$20,527.00	\$11,404.00	HFN3C
18	\$21,218.00	\$11,788.00	HFN3C
19	\$21,870.00	\$12,150.00	HFN3C
20	\$22,486.00	\$12,492.00	HFN3C
21	\$23,068.00	\$12,815.00	HFN3C
22	\$23,612.00	\$13,118.00	HFN3C
23	\$24,127.00	\$13,404.00	HFN3C
24	\$24,606.00	\$13,670.00	HFN3C
25	\$25,063.00	\$13,924.00	HFN3C
26	\$25,488.00	\$14,160.00	HFN3C
27	\$25,888.00	\$14,382.00	HFN3C
28	\$26,264.00	\$14,591.00	HFN3C
29	\$26,614.00	\$14,785.00	HFN3C
30	\$26,946.00	\$14,970.00	HFN3C

ISSUED: JUNE 16, 2011

EFFECTIVE: JULY 1, 2011

ACCESS SERVICE

23 – Metropolitan Statistical Area Access Services (Cont'd)

23.5 Rates and Charges (Cont'd)

23.5.2 BellSouth SPA Service (Cont'd)

23.5.2.20 BellSouth SPA Managed Shared Network Service (Cont'd)

(A) DS3 service - Flat rate per Local Channel, per Aggregation Location.
 (Cont'd)

(2) Zone 2 (Cont'd)

(c) Georgia (Cont'd)

<u>Quantity of DS3s Per Aggregation Location</u>	<u>Month to Month/ 12 Month Rate</u>	<u>60 Month Rate</u>	<u>USOC</u>
31	\$27,258.00	\$15,143.00	HFN3C
32	\$27,550.00	\$15,305.00	HFN3C
33	\$27,824.00	\$15,458.00	HFN3C
34	\$28,087.00	\$15,604.00	HFN3C
35	\$28,336.00	\$15,742.00	HFN3C
36	\$28,568.00	\$15,871.00	HFN3C
37	\$28,793.00	\$15,996.00	HFN3C
38	\$29,011.00	\$16,117.00	HFN3C
39	\$29,221.00	\$16,234.00	HFN3C
40	\$29,423.00	\$16,346.00	HFN3C
41	\$29,624.00	\$16,458.00	HFN3C
42	\$29,821.00	\$16,567.00	HFN3C
43	\$30,017.00	\$16,676.00	HFN3C
44	\$30,215.00	\$16,786.00	HFN3C
45	\$30,413.00	\$16,896.00	HFN3C
46	\$30,617.00	\$17,009.00	HFN3C
47	\$30,826.00	\$17,125.00	HFN3C
48	\$31,042.00	\$17,245.00	HFN3C
49	\$31,690.00	\$17,605.00	HFN3C
50	\$32,284.00	\$17,935.00	HFN3C
51	\$32,824.00	\$18,235.00	HFN3C
52	\$33,310.00	\$18,505.00	HFN3C
53	\$33,526.00	\$18,625.00	HFN3C
54	\$33,958.00	\$18,865.00	HFN3C
55	\$34,336.00	\$19,075.00	HFN3C
56	\$34,660.00	\$19,255.00	HFN3C
57	\$34,876.00	\$19,375.00	HFN3C
58	\$35,146.00	\$19,525.00	HFN3C
59	\$35,362.00	\$19,645.00	HFN3C
60	\$35,578.00	\$19,765.00	HFN3C

ISSUED: JUNE 16, 2011

EFFECTIVE: JULY 1, 2011

ACCESS SERVICE

23 – Metropolitan Statistical Area Access Services (Cont'd)

23.5 Rates and Charges (Cont'd)

23.5.2 BellSouth SPA Service (Cont'd)

23.5.2.20 BellSouth SPA Managed Shared Network Service (Cont'd)

(A) DS3 Service - Flat rate per Local Channel, per Aggregation Location.
(Cont'd)

(2) Zone 2 (Cont'd)

(c) Georgia (Cont'd)

<u>Quantity of DS3s Per Aggregation Location</u>	<u>Month to Month/ 12 Month Rate</u>	<u>60 Month Rate</u>	<u>USOC</u>
61	\$36,335.00	\$20,185.00	HFN3C
62	\$37,090.00	\$20,605.00	HFN3C
63	\$37,845.00	\$21,025.00	HFN3C
64	\$38,600.00	\$21,445.00	HFN3C
65	\$39,355.00	\$21,865.00	HFN3C
66	\$40,110.00	\$22,285.00	HFN3C
67	\$40,865.00	\$22,705.00	HFN3C
68	\$41,620.00	\$23,125.00	HFN3C
69	\$42,375.00	\$23,545.00	HFN3C
70	\$43,130.00	\$23,965.00	HFN3C
71	\$43,885.00	\$24,385.00	HFN3C
72	\$44,640.00	\$24,805.00	HFN3C
73	\$45,395.00	\$25,225.00	HFN3C
74	\$46,150.00	\$25,645.00	HFN3C
75	\$46,905.00	\$26,065.00	HFN3C
76	\$47,660.00	\$26,485.00	HFN3C
77	\$48,415.00	\$26,905.00	HFN3C
78	\$49,170.00	\$27,325.00	HFN3C
79	\$49,925.00	\$27,745.00	HFN3C
80	\$50,680.00	\$28,165.00	HFN3C
81	\$51,435.00	\$28,585.00	HFN3C
82	\$52,190.00	\$29,005.00	HFN3C
83	\$52,945.00	\$29,425.00	HFN3C
84	\$53,700.00	\$29,845.00	HFN3C
85	\$54,455.00	\$30,265.00	HFN3C
86	\$55,210.00	\$30,685.00	HFN3C
87	\$55,965.00	\$31,105.00	HFN3C
88	\$56,720.00	\$31,525.00	HFN3C
89	\$57,475.00	\$31,945.00	HFN3C
90	\$58,230.00	\$32,365.00	HFN3C

ISSUED: JUNE 16, 2011

EFFECTIVE: JULY 1, 2011

ACCESS SERVICE

23 – Metropolitan Statistical Area Access Services (Cont'd)

23.5.2 Rates and Charges (Cont'd)

23.5.2 BellSouth SPA Service (Cont'd)

23.5.2.20 BellSouth SPA Managed Shared Network Service (Cont'd)

(A) DS3 Service - Flat rate per Local Channel, per Aggregation Location.
 (Cont'd)

(2) Zone 2 (Cont'd)

(c) Georgia (Cont'd)

<u>Quantity of DS3s Per Aggregation Location</u>	<u>Month to Month/ 12 Month Rate</u>	<u>60 Month Rate</u>	<u>USOC</u>
91	\$58,985.00	\$32,785.00	HFN3C
92	\$59,740.00	\$33,205.00	HFN3C
93	\$60,495.00	\$33,625.00	HFN3C
94	\$61,250.00	\$34,045.00	HFN3C
95	\$62,005.00	\$34,465.00	HFN3C
96	\$62,760.00	\$34,885.00	HFN3C
97	\$63,515.00	\$35,305.00	HFN3C
98	\$64,270.00	\$35,725.00	HFN3C
99	\$65,025.00	\$36,145.00	HFN3C
100	\$65,780.00	\$36,565.00	HFN3C
101	\$66,535.00	\$36,985.00	HFN3C
102	\$67,290.00	\$37,405.00	HFN3C
103	\$68,045.00	\$37,825.00	HFN3C
104	\$68,800.00	\$38,245.00	HFN3C
105	\$69,555.00	\$38,665.00	HFN3C
106	\$70,310.00	\$39,085.00	HFN3C
107	\$71,065.00	\$39,505.00	HFN3C
108	\$71,820.00	\$39,925.00	HFN3C
109	\$72,575.00	\$40,345.00	HFN3C
110	\$73,330.00	\$40,765.00	HFN3C
111	\$74,085.00	\$41,185.00	HFN3C
112	\$74,840.00	\$41,605.00	HFN3C
113	\$75,595.00	\$42,025.00	HFN3C
114	\$76,350.00	\$42,445.00	HFN3C
115	\$77,105.00	\$42,865.00	HFN3C
116	\$77,860.00	\$43,285.00	HFN3C
117	\$78,615.00	\$43,705.00	HFN3C
118	\$79,370.00	\$44,125.00	HFN3C
119	\$80,125.00	\$44,545.00	HFN3C
120	\$80,880.00	\$44,965.00	HFN3C

ISSUED: JUNE 16, 2011

EFFECTIVE: JULY 1, 2011

ACCESS SERVICE

23 – Metropolitan Statistical Area Access Services (Cont'd)

23.5.2 Rates and Charges (Cont'd)

23.5.2 BellSouth SPA Service (Cont'd)

23.5.2.20 BellSouth SPA Managed Shared Network Service (Cont'd)

(A) DS3 Service - Flat rate per Local Channel, per Aggregation Location.
 (Cont'd)

(2) Zone 2 (Cont'd)

(c) Georgia (Cont'd)

<u>Quantity of DS3s Per Aggregation Location</u>	<u>Month to Month/ 12 Month Rate</u>	<u>60 Month Rate</u>	<u>USOC</u>
121	\$81,635.00	\$45,385.00	HFN3C
122	\$82,390.00	\$45,805.00	HFN3C
123	\$83,145.00	\$46,225.00	HFN3C
124	\$83,900.00	\$46,645.00	HFN3C
125	\$84,655.00	\$47,065.00	HFN3C
126	\$85,410.00	\$47,485.00	HFN3C
127	\$86,165.00	\$47,905.00	HFN3C
128	\$86,920.00	\$48,325.00	HFN3C
129	\$87,675.00	\$48,745.00	HFN3C
130	\$88,430.00	\$49,165.00	HFN3C
131	\$89,185.00	\$49,585.00	HFN3C
132	\$89,940.00	\$50,005.00	HFN3C
133	\$90,695.00	\$50,425.00	HFN3C
134	\$91,450.00	\$50,845.00	HFN3C
135	\$92,205.00	\$51,265.00	HFN3C
136	\$92,960.00	\$51,685.00	HFN3C
137	\$93,715.00	\$52,105.00	HFN3C
138	\$94,470.00	\$52,525.00	HFN3C
139	\$95,225.00	\$52,945.00	HFN3C
140	\$95,980.00	\$53,365.00	HFN3C
141	\$96,735.00	\$53,785.00	HFN3C
142	\$97,490.00	\$54,205.00	HFN3C
143	\$98,245.00	\$54,625.00	HFN3C
144	\$99,000.00	\$55,045.00	HFN3C
145	\$99,840.00	\$55,470.00	HFN3C
146	\$100,600.00	\$55,890.00	HFN3C
147	\$101,360.00	\$56,310.00	HFN3C
148	\$102,110.00	\$56,730.00	HFN3C
149	\$102,870.00	\$57,150.00	HFN3C
150	\$103,620.00	\$57,570.00	HFN3C

ISSUED: JUNE 16, 2011

EFFECTIVE: JULY 1, 2011

ACCESS SERVICE

23 – Metropolitan Statistical Area Access Services (Cont'd)

23.5 Rates and Charges (Cont'd)

23.5.2 BellSouth SPA Service (Cont'd)

23.5.2.20 BellSouth SPA Managed Shared Network Service (Cont'd)

(A) DS3 Service - Flat rate per Local Channel, per Aggregation Location.
 (Cont'd)

(2) Zone 2 (Cont'd)
 (c) Georgia (Cont'd)

<u>Quantity of DS3s Per Aggregation Location</u>	<u>Month to Month/ 12 Month Rate</u>	<u>60 Month Rate</u>	<u>USOC</u>
151	\$104,380.00	\$57,990.00	HFN3C
152	\$105,140.00	\$58,410.00	HFN3C
153	\$105,890.00	\$58,830.00	HFN3C
154	\$106,650.00	\$59,250.00	HFN3C
155	\$107,400.00	\$59,670.00	HFN3C
156	\$108,160.00	\$60,090.00	HFN3C
157	\$108,920.00	\$60,510.00	HFN3C
158	\$109,670.00	\$60,930.00	HFN3C
159	\$110,430.00	\$61,350.00	HFN3C
160	\$111,180.00	\$61,770.00	HFN3C
161	\$111,940.00	\$62,190.00	HFN3C
162	\$112,700.00	\$62,610.00	HFN3C
163	\$113,450.00	\$63,030.00	HFN3C
164	\$114,210.00	\$63,450.00	HFN3C
165	\$114,960.00	\$63,870.00	HFN3C
166	\$115,720.00	\$64,290.00	HFN3C
167	\$116,480.00	\$64,710.00	HFN3C
168	\$117,230.00	\$65,130.00	HFN3C
169	\$117,990.00	\$65,550.00	HFN3C
170	\$118,740.00	\$65,970.00	HFN3C
171	\$119,500.00	\$66,390.00	HFN3C
172	\$120,260.00	\$66,810.00	HFN3C
173	\$121,010.00	\$67,230.00	HFN3C
174	\$121,770.00	\$67,650.00	HFN3C
175	\$122,520.00	\$68,070.00	HFN3C
176	\$123,280.00	\$68,490.00	HFN3C
177	\$124,040.00	\$68,910.00	HFN3C
178	\$124,790.00	\$69,330.00	HFN3C
179	\$125,550.00	\$69,750.00	HFN3C
180	\$126,300.00	\$70,170.00	HFN3C

ISSUED: JUNE 16, 2011

EFFECTIVE: JULY 1, 2011

ACCESS SERVICE

23 – Metropolitan Statistical Area Access Services (Cont'd)

23.5 Rates and Charges (Cont'd)

23.5.2 BellSouth SPA Service (Cont'd)

23.5.2.20 BellSouth SPA Managed Shared Network Service (Cont'd)

(A) DS3 Service - Flat rate per Local Channel, per Aggregation Location.
(Cont'd)

(2) Zone 2 (Cont'd)

(c) Georgia (Cont'd)

<u>Quantity of DS3s Per Aggregation Location</u>	<u>Month to Month/ 12 Month Rate</u>	<u>60 Month Rate</u>	<u>USOC</u>
181	\$127,060.00	\$70,590.00	HFN3C
182	\$127,820.00	\$71,010.00	HFN3C
183	\$128,570.00	\$71,430.00	HFN3C
184	\$129,330.00	\$71,850.00	HFN3C
185	\$130,080.00	\$72,270.00	HFN3C
186	\$130,840.00	\$72,690.00	HFN3C
187	\$131,600.00	\$73,110.00	HFN3C
188	\$132,350.00	\$73,530.00	HFN3C
189	\$133,110.00	\$73,950.00	HFN3C
190	\$133,860.00	\$74,370.00	HFN3C
191	\$134,620.00	\$74,790.00	HFN3C
192	\$135,380.00	\$75,210.00	HFN3C

ISSUED: JUNE 16, 2011

EFFECTIVE: JULY 1, 2011

ACCESS SERVICE

23 – Metropolitan Statistical Area Access Services (Cont'd)

23.5 Rates and Charges (Cont'd)

23.5.2 BellSouth SPA Service (Cont'd)

23.5.2.20 BellSouth SPA Managed Shared Network Service (Cont'd)

(A) DS3 service - Flat rate per Local Channel, per Aggregation Location.
 (Cont'd)

(2) Zone 2 (Cont'd)

(d) Kentucky

<u>Quantity of DS3s Per Aggregation Location</u>	<u>Month to Month/ 12 Month Rate</u>	<u>60 Month Rate</u>	<u>USOC</u>
1	\$7,096.00	\$3,942.00	HFN3C
2	\$7,312.00	\$4,062.00	HFN3C
3	\$7,528.00	\$4,182.00	HFN3C
4	\$7,744.00	\$4,302.00	HFN3C
5	\$8,824.00	\$4,902.00	HFN3C
6	\$9,904.00	\$5,502.00	HFN3C
7	\$11,126.00	\$6,181.00	HFN3C
8	\$12,293.00	\$6,829.00	HFN3C
9	\$13,405.00	\$7,447.00	HFN3C
10	\$14,464.00	\$8,035.00	HFN3C
11	\$15,473.00	\$8,596.00	HFN3C
12	\$16,429.00	\$9,127.00	HFN3C
13	\$17,338.00	\$9,632.00	HFN3C
14	\$18,202.00	\$10,112.00	HFN3C
15	\$19,019.00	\$10,566.00	HFN3C
16	\$19,795.00	\$10,997.00	HFN3C
17	\$20,527.00	\$11,404.00	HFN3C
18	\$21,218.00	\$11,788.00	HFN3C
19	\$21,870.00	\$12,150.00	HFN3C
20	\$22,486.00	\$12,492.00	HFN3C
21	\$23,068.00	\$12,815.00	HFN3C
22	\$23,612.00	\$13,118.00	HFN3C
23	\$24,127.00	\$13,404.00	HFN3C
24	\$24,606.00	\$13,670.00	HFN3C
25	\$25,063.00	\$13,924.00	HFN3C
26	\$25,488.00	\$14,160.00	HFN3C
27	\$25,888.00	\$14,382.00	HFN3C
28	\$26,264.00	\$14,591.00	HFN3C
29	\$26,614.00	\$14,785.00	HFN3C
30	\$26,946.00	\$14,970.00	HFN3C

ISSUED: JUNE 16, 2011

EFFECTIVE: JULY 1, 2011

ACCESS SERVICE

23 – Metropolitan Statistical Area Access Services (Cont'd)

23.5 Rates and Charges (Cont'd)

23.5.2 BellSouth SPA Service (Cont'd)

23.5.2.20 BellSouth SPA Managed Shared Network Service (Cont'd)

(A) DS3 service - Flat rate per Local Channel, per Aggregation Location.
(Cont'd)

(2) Zone 2 (Cont'd)

(d) Kentucky (Cont'd)

<u>Quantity of DS3s Per Aggregation Location</u>	<u>Month to Month/ 12 Month Rate</u>	<u>60 Month Rate</u>	<u>USOC</u>
31	\$27,258.00	\$15,143.00	HFN3C
32	\$27,550.00	\$15,305.00	HFN3C
33	\$27,824.00	\$15,458.00	HFN3C
34	\$28,087.00	\$15,604.00	HFN3C
35	\$28,336.00	\$15,742.00	HFN3C
36	\$28,568.00	\$15,871.00	HFN3C
37	\$28,793.00	\$15,996.00	HFN3C
38	\$29,011.00	\$16,117.00	HFN3C
39	\$29,221.00	\$16,234.00	HFN3C
40	\$29,423.00	\$16,346.00	HFN3C
41	\$29,624.00	\$16,458.00	HFN3C
42	\$29,821.00	\$16,567.00	HFN3C
43	\$30,017.00	\$16,676.00	HFN3C
44	\$30,215.00	\$16,786.00	HFN3C
45	\$30,413.00	\$16,896.00	HFN3C
46	\$30,617.00	\$17,009.00	HFN3C
47	\$30,826.00	\$17,125.00	HFN3C
48	\$31,042.00	\$17,245.00	HFN3C
49	\$31,690.00	\$17,605.00	HFN3C
50	\$32,284.00	\$17,935.00	HFN3C
51	\$32,824.00	\$18,235.00	HFN3C
52	\$33,310.00	\$18,505.00	HFN3C
53	\$33,526.00	\$18,625.00	HFN3C
54	\$33,958.00	\$18,865.00	HFN3C
55	\$34,336.00	\$19,075.00	HFN3C
56	\$34,660.00	\$19,255.00	HFN3C
57	\$34,876.00	\$19,375.00	HFN3C
58	\$35,146.00	\$19,525.00	HFN3C
59	\$35,362.00	\$19,645.00	HFN3C
60	\$35,578.00	\$19,765.00	HFN3C

ISSUED: JUNE 16, 2011

EFFECTIVE: JULY 1, 2011

ACCESS SERVICE

23 – Metropolitan Statistical Area Access Services (Cont'd)

23.5 Rates and Charges (Cont'd)

23.5.2 BellSouth SPA Service (Cont'd)

23.5.2.20 BellSouth SPA Managed Shared Network Service (Cont'd)

(A) DS3 Service - Flat rate per Local Channel, per Aggregation Location.
 (Cont'd)

(2) Zone 2 (Cont'd)

(d) Kentucky (Cont'd)

<u>Quantity of DS3s Per Aggregation Location</u>	<u>Month to Month/ 12 Month Rate</u>	<u>60 Month Rate</u>	<u>USOC</u>
61	\$36,335.00	\$20,185.00	HFN3C
62	\$37,090.00	\$20,605.00	HFN3C
63	\$37,845.00	\$21,025.00	HFN3C
64	\$38,600.00	\$21,445.00	HFN3C
65	\$39,355.00	\$21,865.00	HFN3C
66	\$40,110.00	\$22,285.00	HFN3C
67	\$40,865.00	\$22,705.00	HFN3C
68	\$41,620.00	\$23,125.00	HFN3C
69	\$42,375.00	\$23,545.00	HFN3C
70	\$43,130.00	\$23,965.00	HFN3C
71	\$43,885.00	\$24,385.00	HFN3C
72	\$44,640.00	\$24,805.00	HFN3C
73	\$45,395.00	\$25,225.00	HFN3C
74	\$46,150.00	\$25,645.00	HFN3C
75	\$46,905.00	\$26,065.00	HFN3C
76	\$47,660.00	\$26,485.00	HFN3C
77	\$48,415.00	\$26,905.00	HFN3C
78	\$49,170.00	\$27,325.00	HFN3C
79	\$49,925.00	\$27,745.00	HFN3C
80	\$50,680.00	\$28,165.00	HFN3C
81	\$51,435.00	\$28,585.00	HFN3C
82	\$52,190.00	\$29,005.00	HFN3C
83	\$52,945.00	\$29,425.00	HFN3C
84	\$53,700.00	\$29,845.00	HFN3C
85	\$54,455.00	\$30,265.00	HFN3C
86	\$55,210.00	\$30,685.00	HFN3C
87	\$55,965.00	\$31,105.00	HFN3C
88	\$56,720.00	\$31,525.00	HFN3C
89	\$57,475.00	\$31,945.00	HFN3C
90	\$58,230.00	\$32,365.00	HFN3C

ISSUED: JUNE 16, 2011

EFFECTIVE: JULY 1, 2011

ACCESS SERVICE

23 – Metropolitan Statistical Area Access Services (Cont'd)

23.5 Rates and Charges (Cont'd)

23.5.2 BellSouth SPA Service (Cont'd)

23.5.2.20 BellSouth SPA Managed Shared Network Service (Cont'd)

(A) DS3 Service - Flat rate per Local Channel, per Aggregation Location.
 (Cont'd)

(2) Zone 2 (Cont'd)

(d) Kentucky (Cont'd)

<u>Quantity of DS3s Per Aggregation Location</u>	<u>Month to Month/ 12 Month Rate</u>	<u>60 Month Rate</u>	<u>USOC</u>
91	\$58,985.00	\$32,785.00	HFN3C
92	\$59,740.00	\$33,205.00	HFN3C
93	\$60,495.00	\$33,625.00	HFN3C
94	\$61,250.00	\$34,045.00	HFN3C
95	\$62,005.00	\$34,465.00	HFN3C
96	\$62,760.00	\$34,885.00	HFN3C
97	\$63,515.00	\$35,305.00	HFN3C
98	\$64,270.00	\$35,725.00	HFN3C
99	\$65,025.00	\$36,145.00	HFN3C
100	\$65,780.00	\$36,565.00	HFN3C
101	\$66,535.00	\$36,985.00	HFN3C
102	\$67,290.00	\$37,405.00	HFN3C
103	\$68,045.00	\$37,825.00	HFN3C
104	\$68,800.00	\$38,245.00	HFN3C
105	\$69,555.00	\$38,665.00	HFN3C
106	\$70,310.00	\$39,085.00	HFN3C
107	\$71,065.00	\$39,505.00	HFN3C
108	\$71,820.00	\$39,925.00	HFN3C
109	\$72,575.00	\$40,345.00	HFN3C
110	\$73,330.00	\$40,765.00	HFN3C
111	\$74,085.00	\$41,185.00	HFN3C
112	\$74,840.00	\$41,605.00	HFN3C
113	\$75,595.00	\$42,025.00	HFN3C
114	\$76,350.00	\$42,445.00	HFN3C
115	\$77,105.00	\$42,865.00	HFN3C
116	\$77,860.00	\$43,285.00	HFN3C
117	\$78,615.00	\$43,705.00	HFN3C
118	\$79,370.00	\$44,125.00	HFN3C
119	\$80,125.00	\$44,545.00	HFN3C
120	\$80,880.00	\$44,965.00	HFN3C

ISSUED: JUNE 16, 2011

EFFECTIVE: JULY 1, 2011

ACCESS SERVICE

23 – Metropolitan Statistical Area Access Services (Cont'd)

23.5 Rates and Charges (Cont'd)

23.5.2 BellSouth SPA Service (Cont'd)

23.5.2.20 BellSouth SPA Managed Shared Network Service (Cont'd)

(A) DS3 Service - Flat rate per Local Channel, per Aggregation Location.
 (Cont'd)

(2) Zone 2 (Cont'd)

(d) Kentucky (Cont'd)

<u>Quantity of DS3s Per Aggregation Location</u>	<u>Month to Month/ 12 Month Rate</u>	<u>60 Month Rate</u>	<u>USOC</u>
121	\$81,635.00	\$45,385.00	HFN3C
122	\$82,390.00	\$45,805.00	HFN3C
123	\$83,145.00	\$46,225.00	HFN3C
124	\$83,900.00	\$46,645.00	HFN3C
125	\$84,655.00	\$47,065.00	HFN3C
126	\$85,410.00	\$47,485.00	HFN3C
127	\$86,165.00	\$47,905.00	HFN3C
128	\$86,920.00	\$48,325.00	HFN3C
129	\$87,675.00	\$48,745.00	HFN3C
130	\$88,430.00	\$49,165.00	HFN3C
131	\$89,185.00	\$49,585.00	HFN3C
132	\$89,940.00	\$50,005.00	HFN3C
133	\$90,695.00	\$50,425.00	HFN3C
134	\$91,450.00	\$50,845.00	HFN3C
135	\$92,205.00	\$51,265.00	HFN3C
136	\$92,960.00	\$51,685.00	HFN3C
137	\$93,715.00	\$52,105.00	HFN3C
138	\$94,470.00	\$52,525.00	HFN3C
139	\$95,225.00	\$52,945.00	HFN3C
140	\$95,980.00	\$53,365.00	HFN3C
141	\$96,735.00	\$53,785.00	HFN3C
142	\$97,490.00	\$54,205.00	HFN3C
143	\$98,245.00	\$54,625.00	HFN3C
144	\$99,000.00	\$55,045.00	HFN3C
145	\$99,840.00	\$55,470.00	HFN3C
146	\$100,600.00	\$55,890.00	HFN3C
147	\$101,360.00	\$56,310.00	HFN3C
148	\$102,110.00	\$56,730.00	HFN3C
149	\$102,870.00	\$57,150.00	HFN3C
150	\$103,620.00	\$57,570.00	HFN3C

ISSUED: JUNE 16, 2011

EFFECTIVE: JULY 1, 2011

ACCESS SERVICE

23 – Metropolitan Statistical Area Access Services (Cont'd)

23.5 Rates and Charges (Cont'd)

23.5.2 BellSouth SPA Service (Cont'd)

23.5.2.20 BellSouth SPA Managed Shared Network Service (Cont'd)

(A) DS3 Service - Flat rate per Local Channel, per Aggregation Location.
 (Cont'd)

(2) Zone 2 (Cont'd)
 (d) Kentucky (Cont'd)

<u>Quantity of DS3s Per Aggregation Location</u>	<u>Month to Month/ 12 Month Rate</u>	<u>60 Month Rate</u>	<u>USOC</u>
151	\$104,380.00	\$57,990.00	HFN3C
152	\$105,140.00	\$58,410.00	HFN3C
153	\$105,890.00	\$58,830.00	HFN3C
154	\$106,650.00	\$59,250.00	HFN3C
155	\$107,400.00	\$59,670.00	HFN3C
156	\$108,160.00	\$60,090.00	HFN3C
157	\$108,920.00	\$60,510.00	HFN3C
158	\$109,670.00	\$60,930.00	HFN3C
159	\$110,430.00	\$61,350.00	HFN3C
160	\$111,180.00	\$61,770.00	HFN3C
161	\$111,940.00	\$62,190.00	HFN3C
162	\$112,700.00	\$62,610.00	HFN3C
163	\$113,450.00	\$63,030.00	HFN3C
164	\$114,210.00	\$63,450.00	HFN3C
165	\$114,960.00	\$63,870.00	HFN3C
166	\$115,720.00	\$64,290.00	HFN3C
167	\$116,480.00	\$64,710.00	HFN3C
168	\$117,230.00	\$65,130.00	HFN3C
169	\$117,990.00	\$65,550.00	HFN3C
170	\$118,740.00	\$65,970.00	HFN3C
171	\$119,500.00	\$66,390.00	HFN3C
172	\$120,260.00	\$66,810.00	HFN3C
173	\$121,010.00	\$67,230.00	HFN3C
174	\$121,770.00	\$67,650.00	HFN3C
175	\$122,520.00	\$68,070.00	HFN3C
176	\$123,280.00	\$68,490.00	HFN3C
177	\$124,040.00	\$68,910.00	HFN3C
178	\$124,790.00	\$69,330.00	HFN3C
179	\$125,550.00	\$69,750.00	HFN3C
180	\$126,300.00	\$70,170.00	HFN3C

ISSUED: JUNE 16, 2011

EFFECTIVE: JULY 1, 2011

ACCESS SERVICE

23 – Metropolitan Statistical Area Access Services (Cont'd)

23.5 Rates and Charges (Cont'd)

23.5.2 BellSouth SPA Service (Cont'd)

23.5.2.20 BellSouth SPA Managed Shared Network Service (Cont'd)

(A) DS3 Service - Flat rate per Local Channel, per Aggregation Location.
(Cont'd)

(2) Zone 2 (Cont'd)

(d) Kentucky (Cont'd)

<u>Quantity of DS3s Per Aggregation Location</u>	<u>Month to Month/ 12 Month Rate</u>	<u>60 Month Rate</u>	<u>USOC</u>
181	\$127,060.00	\$70,590.00	HFN3C
182	\$127,820.00	\$71,010.00	HFN3C
183	\$128,570.00	\$71,430.00	HFN3C
184	\$129,330.00	\$71,850.00	HFN3C
185	\$130,080.00	\$72,270.00	HFN3C
186	\$130,840.00	\$72,690.00	HFN3C
187	\$131,600.00	\$73,110.00	HFN3C
188	\$132,350.00	\$73,530.00	HFN3C
189	\$133,110.00	\$73,950.00	HFN3C
190	\$133,860.00	\$74,370.00	HFN3C
191	\$134,620.00	\$74,790.00	HFN3C
192	\$135,380.00	\$75,210.00	HFN3C

ISSUED: JUNE 16, 2011

EFFECTIVE: JULY 1, 2011

ACCESS SERVICE

23 – Metropolitan Statistical Area Access Services (Cont'd)

23.5 Rates and Charges (Cont'd)

23.5.2 BellSouth SPA Service (Cont'd)

23.5.2.20 BellSouth SPA Managed Shared Network Service (Cont'd)

(A) DS3 service - Flat rate per Local Channel, per Aggregation Location.
 (Cont'd)

(2) Zone 2 (Cont'd)

(e) Louisiana

<u>Quantity of DS3s Per Aggregation Location</u>	<u>Month to Month/ 12 Month Rate</u>	<u>60 Month Rate</u>	<u>USOC</u>
1	\$7,096.00	\$3,942.00	HFN3C
2	\$7,312.00	\$4,062.00	HFN3C
3	\$7,528.00	\$4,182.00	HFN3C
4	\$7,744.00	\$4,302.00	HFN3C
5	\$8,824.00	\$4,902.00	HFN3C
6	\$9,904.00	\$5,502.00	HFN3C
7	\$11,126.00	\$6,181.00	HFN3C
8	\$12,293.00	\$6,829.00	HFN3C
9	\$13,405.00	\$7,447.00	HFN3C
10	\$14,464.00	\$8,035.00	HFN3C
11	\$15,473.00	\$8,596.00	HFN3C
12	\$16,429.00	\$9,127.00	HFN3C
13	\$17,338.00	\$9,632.00	HFN3C
14	\$18,202.00	\$10,112.00	HFN3C
15	\$19,019.00	\$10,566.00	HFN3C
16	\$19,795.00	\$10,997.00	HFN3C
17	\$20,527.00	\$11,404.00	HFN3C
18	\$21,218.00	\$11,788.00	HFN3C
19	\$21,870.00	\$12,150.00	HFN3C
20	\$22,486.00	\$12,492.00	HFN3C
21	\$23,068.00	\$12,815.00	HFN3C
22	\$23,612.00	\$13,118.00	HFN3C
23	\$24,127.00	\$13,404.00	HFN3C
24	\$24,606.00	\$13,670.00	HFN3C
25	\$25,063.00	\$13,924.00	HFN3C
26	\$25,488.00	\$14,160.00	HFN3C
27	\$25,888.00	\$14,382.00	HFN3C
28	\$26,264.00	\$14,591.00	HFN3C
29	\$26,614.00	\$14,785.00	HFN3C
30	\$26,946.00	\$14,970.00	HFN3C

ISSUED: JUNE 16, 2011

EFFECTIVE: JULY 1, 2011

ACCESS SERVICE

23 – Metropolitan Statistical Area Access Services (Cont'd)

23.5 Rates and Charges (Cont'd)

23.5.2 BellSouth SPA Service (Cont'd)

23.5.2.20 BellSouth SPA Managed Shared Network Service (Cont'd)

(A) DS3 service - Flat rate per Local Channel, per Aggregation Location.
(Cont'd)

(2) Zone 2 (Cont'd)

(e) Louisiana (Cont'd)

<u>Quantity of DS3s Per Aggregation Location</u>	<u>Month to Month/ 12 Month Rate</u>	<u>60 Month Rate</u>	<u>USOC</u>
31	\$27,258.00	\$15,143.00	HFN3C
32	\$27,550.00	\$15,305.00	HFN3C
33	\$27,824.00	\$15,458.00	HFN3C
34	\$28,087.00	\$15,604.00	HFN3C
35	\$28,336.00	\$15,742.00	HFN3C
36	\$28,568.00	\$15,871.00	HFN3C
37	\$28,793.00	\$15,996.00	HFN3C
38	\$29,011.00	\$16,117.00	HFN3C
39	\$29,221.00	\$16,234.00	HFN3C
40	\$29,423.00	\$16,346.00	HFN3C
41	\$29,624.00	\$16,458.00	HFN3C
42	\$29,821.00	\$16,567.00	HFN3C
43	\$30,017.00	\$16,676.00	HFN3C
44	\$30,215.00	\$16,786.00	HFN3C
45	\$30,413.00	\$16,896.00	HFN3C
46	\$30,617.00	\$17,009.00	HFN3C
47	\$30,826.00	\$17,125.00	HFN3C
48	\$31,042.00	\$17,245.00	HFN3C
49	\$31,690.00	\$17,605.00	HFN3C
50	\$32,284.00	\$17,935.00	HFN3C
51	\$32,824.00	\$18,235.00	HFN3C
52	\$33,310.00	\$18,505.00	HFN3C
53	\$33,526.00	\$18,625.00	HFN3C
54	\$33,958.00	\$18,865.00	HFN3C
55	\$34,336.00	\$19,075.00	HFN3C
56	\$34,660.00	\$19,255.00	HFN3C
57	\$34,876.00	\$19,375.00	HFN3C
58	\$35,146.00	\$19,525.00	HFN3C
59	\$35,362.00	\$19,645.00	HFN3C
60	\$35,578.00	\$19,765.00	HFN3C

ISSUED: JUNE 16, 2011

EFFECTIVE: JULY 1, 2011

ACCESS SERVICE

23 – Metropolitan Statistical Area Access Services (Cont'd)

23.5 Rates and Charges (Cont'd)

23.5.2 BellSouth SPA Service (Cont'd)

23.5.2.20 BellSouth SPA Managed Shared Network Service (Cont'd)

(A) DS3 Service - Flat rate per Local Channel, per Aggregation Location.
 (Cont'd)

(2) Zone 2 (Cont'd)

(e) Louisiana (Cont'd)

<u>Quantity of DS3s Per Aggregation Location</u>	<u>Month to Month/ 12 Month Rate</u>	<u>60 Month Rate</u>	<u>USOC</u>
61	\$36,335.00	\$20,185.00	HFN3C
62	\$37,090.00	\$20,605.00	HFN3C
63	\$37,845.00	\$21,025.00	HFN3C
64	\$38,600.00	\$21,445.00	HFN3C
65	\$39,355.00	\$21,865.00	HFN3C
66	\$40,110.00	\$22,285.00	HFN3C
67	\$40,865.00	\$22,705.00	HFN3C
68	\$41,620.00	\$23,125.00	HFN3C
69	\$42,375.00	\$23,545.00	HFN3C
70	\$43,130.00	\$23,965.00	HFN3C
71	\$43,885.00	\$24,385.00	HFN3C
72	\$44,640.00	\$24,805.00	HFN3C
73	\$45,395.00	\$25,225.00	HFN3C
74	\$46,150.00	\$25,645.00	HFN3C
75	\$46,905.00	\$26,065.00	HFN3C
76	\$47,660.00	\$26,485.00	HFN3C
77	\$48,415.00	\$26,905.00	HFN3C
78	\$49,170.00	\$27,325.00	HFN3C
79	\$49,925.00	\$27,745.00	HFN3C
80	\$50,680.00	\$28,165.00	HFN3C
81	\$51,435.00	\$28,585.00	HFN3C
82	\$52,190.00	\$29,005.00	HFN3C
83	\$52,945.00	\$29,425.00	HFN3C
84	\$53,700.00	\$29,845.00	HFN3C
85	\$54,455.00	\$30,265.00	HFN3C
86	\$55,210.00	\$30,685.00	HFN3C
87	\$55,965.00	\$31,105.00	HFN3C
88	\$56,720.00	\$31,525.00	HFN3C
89	\$57,475.00	\$31,945.00	HFN3C
90	\$58,230.00	\$32,365.00	HFN3C

ISSUED: JUNE 16, 2011

EFFECTIVE: JULY 1, 2011

ACCESS SERVICE

23 – Metropolitan Statistical Area Access Services (Cont'd)

23.5 Rates and Charges (Cont'd)

23.5.2 BellSouth SPA Service (Cont'd)

23.5.2.20 BellSouth SPA Managed Shared Network Service (Cont'd)

(A) DS3 Service - Flat rate per Local Channel, per Aggregation Location.
 (Cont'd)

(2) Zone 2 (Cont'd)

(e) Louisiana (Cont'd)

<u>Quantity of DS3s Per Aggregation Location</u>	<u>Month to Month/ 12 Month Rate</u>	<u>60 Month Rate</u>	<u>USOC</u>
91	\$58,985.00	\$32,785.00	HFN3C
92	\$59,740.00	\$33,205.00	HFN3C
93	\$60,495.00	\$33,625.00	HFN3C
94	\$61,250.00	\$34,045.00	HFN3C
95	\$62,005.00	\$34,465.00	HFN3C
96	\$62,760.00	\$34,885.00	HFN3C
97	\$63,515.00	\$35,305.00	HFN3C
98	\$64,270.00	\$35,725.00	HFN3C
99	\$65,025.00	\$36,145.00	HFN3C
100	\$65,780.00	\$36,565.00	HFN3C
101	\$66,535.00	\$36,985.00	HFN3C
102	\$67,290.00	\$37,405.00	HFN3C
103	\$68,045.00	\$37,825.00	HFN3C
104	\$68,800.00	\$38,245.00	HFN3C
105	\$69,555.00	\$38,665.00	HFN3C
106	\$70,310.00	\$39,085.00	HFN3C
107	\$71,065.00	\$39,505.00	HFN3C
108	\$71,820.00	\$39,925.00	HFN3C
109	\$72,575.00	\$40,345.00	HFN3C
110	\$73,330.00	\$40,765.00	HFN3C
111	\$74,085.00	\$41,185.00	HFN3C
112	\$74,840.00	\$41,605.00	HFN3C
113	\$75,595.00	\$42,025.00	HFN3C
114	\$76,350.00	\$42,445.00	HFN3C
115	\$77,105.00	\$42,865.00	HFN3C
116	\$77,860.00	\$43,285.00	HFN3C
117	\$78,615.00	\$43,705.00	HFN3C
118	\$79,370.00	\$44,125.00	HFN3C
119	\$80,125.00	\$44,545.00	HFN3C
120	\$80,880.00	\$44,965.00	HFN3C

ISSUED: JUNE 16, 2011

EFFECTIVE: JULY 1, 2011

ACCESS SERVICE

23 – Metropolitan Statistical Area Access Services (Cont'd)

23.5 Rates and Charges (Cont'd)

23.5.2 BellSouth SPA Service (Cont'd)

23.5.2.20 BellSouth SPA Managed Shared Network Service (Cont'd)

(A) DS3 Service - Flat rate per Local Channel, per Aggregation Location.
(Cont'd)

(2) Zone 2 (Cont'd)

(e) Louisiana (Cont'd)

<u>Quantity of DS3s Per Aggregation Location</u>	<u>Month to Month/ 12 Month Rate</u>	<u>60 Month Rate</u>	<u>USOC</u>
121	\$81,635.00	\$45,385.00	HFN3C
122	\$82,390.00	\$45,805.00	HFN3C
123	\$83,145.00	\$46,225.00	HFN3C
124	\$83,900.00	\$46,645.00	HFN3C
125	\$84,655.00	\$47,065.00	HFN3C
126	\$85,410.00	\$47,485.00	HFN3C
127	\$86,165.00	\$47,905.00	HFN3C
128	\$86,920.00	\$48,325.00	HFN3C
129	\$87,675.00	\$48,745.00	HFN3C
130	\$88,430.00	\$49,165.00	HFN3C
131	\$89,185.00	\$49,585.00	HFN3C
132	\$89,940.00	\$50,005.00	HFN3C
133	\$90,695.00	\$50,425.00	HFN3C
134	\$91,450.00	\$50,845.00	HFN3C
135	\$92,205.00	\$51,265.00	HFN3C
136	\$92,960.00	\$51,685.00	HFN3C
137	\$93,715.00	\$52,105.00	HFN3C
138	\$94,470.00	\$52,525.00	HFN3C
139	\$95,225.00	\$52,945.00	HFN3C
140	\$95,980.00	\$53,365.00	HFN3C
141	\$96,735.00	\$53,785.00	HFN3C
142	\$97,490.00	\$54,205.00	HFN3C
143	\$98,245.00	\$54,625.00	HFN3C
144	\$99,000.00	\$55,045.00	HFN3C
145	\$99,840.00	\$55,470.00	HFN3C
146	\$100,600.00	\$55,890.00	HFN3C
147	\$101,360.00	\$56,310.00	HFN3C
148	\$102,110.00	\$56,730.00	HFN3C
149	\$102,870.00	\$57,150.00	HFN3C
150	\$103,620.00	\$57,570.00	HFN3C

ISSUED: JUNE 16, 2011

EFFECTIVE: JULY 1, 2011

ACCESS SERVICE

23 – Metropolitan Statistical Area Access Services (Cont'd)

23.5 Rates and Charges (Cont'd)

23.5.2 BellSouth SPA Service (Cont'd)

23.5.2.20 BellSouth SPA Managed Shared Network Service (Cont'd)

(A) DS3 Service - Flat rate per Local Channel, per Aggregation Location.
 (Cont'd)

(2) Zone 2 (Cont'd)
 (e) Louisiana (Cont'd)

<u>Quantity of DS3s Per Aggregation Location</u>	<u>Month to Month/ 12 Month Rate</u>	<u>60 Month Rate</u>	<u>USOC</u>
151	\$104,380.00	\$57,990.00	HFN3C
152	\$105,140.00	\$58,410.00	HFN3C
153	\$105,890.00	\$58,830.00	HFN3C
154	\$106,650.00	\$59,250.00	HFN3C
155	\$107,400.00	\$59,670.00	HFN3C
156	\$108,160.00	\$60,090.00	HFN3C
157	\$108,920.00	\$60,510.00	HFN3C
158	\$109,670.00	\$60,930.00	HFN3C
159	\$110,430.00	\$61,350.00	HFN3C
160	\$111,180.00	\$61,770.00	HFN3C
161	\$111,940.00	\$62,190.00	HFN3C
162	\$112,700.00	\$62,610.00	HFN3C
163	\$113,450.00	\$63,030.00	HFN3C
164	\$114,210.00	\$63,450.00	HFN3C
165	\$114,960.00	\$63,870.00	HFN3C
166	\$115,720.00	\$64,290.00	HFN3C
167	\$116,480.00	\$64,710.00	HFN3C
168	\$117,230.00	\$65,130.00	HFN3C
169	\$117,990.00	\$65,550.00	HFN3C
170	\$118,740.00	\$65,970.00	HFN3C
171	\$119,500.00	\$66,390.00	HFN3C
172	\$120,260.00	\$66,810.00	HFN3C
173	\$121,010.00	\$67,230.00	HFN3C
174	\$121,770.00	\$67,650.00	HFN3C
175	\$122,520.00	\$68,070.00	HFN3C
176	\$123,280.00	\$68,490.00	HFN3C
177	\$124,040.00	\$68,910.00	HFN3C
178	\$124,790.00	\$69,330.00	HFN3C
179	\$125,550.00	\$69,750.00	HFN3C
180	\$126,300.00	\$70,170.00	HFN3C

ISSUED: JUNE 16, 2011

EFFECTIVE: JULY 1, 2011

ACCESS SERVICE

23 – Metropolitan Statistical Area Access Services (Cont'd)

23.5 Rates and Charges (Cont'd)

23.5.2 BellSouth SPA Service (Cont'd)

23.5.2.20 BellSouth SPA Managed Shared Network Service (Cont'd)

(A) DS3 Service - Flat rate per Local Channel, per Aggregation Location.
(Cont'd)

(2) Zone 2 (Cont'd)

(e) Louisiana (Cont'd)

<u>Quantity of DS3s Per Aggregation Location</u>	<u>Month to Month/ 12 Month Rate</u>	<u>60 Month Rate</u>	<u>USOC</u>
181	\$127,060.00	\$70,590.00	HFN3C
182	\$127,820.00	\$71,010.00	HFN3C
183	\$128,570.00	\$71,430.00	HFN3C
184	\$129,330.00	\$71,850.00	HFN3C
185	\$130,080.00	\$72,270.00	HFN3C
186	\$130,840.00	\$72,690.00	HFN3C
187	\$131,600.00	\$73,110.00	HFN3C
188	\$132,350.00	\$73,530.00	HFN3C
189	\$133,110.00	\$73,950.00	HFN3C
190	\$133,860.00	\$74,370.00	HFN3C
191	\$134,620.00	\$74,790.00	HFN3C
192	\$135,380.00	\$75,210.00	HFN3C

ISSUED: JUNE 16, 2011

EFFECTIVE: JULY 1, 2011

ACCESS SERVICE

23 – Metropolitan Statistical Area Access Services (Cont'd)

23.5 Rates and Charges (Cont'd)

23.5.2 BellSouth SPA Service (Cont'd)

23.5.2.20 BellSouth SPA Managed Shared Network Service (Cont'd)

(A) DS3 service - Flat rate per Local Channel, per Aggregation Location.
 (Cont'd)

(2) Zone 2 (Cont'd)

(f) Mississippi

<u>Quantity of DS3s Per Aggregation Location</u>	<u>Month to Month/ 12 Month Rate</u>	<u>60 Month Rate</u>	<u>USOC</u>
1	\$7,096.00	\$3,942.00	HFN3C
2	\$7,312.00	\$4,062.00	HFN3C
3	\$7,528.00	\$4,182.00	HFN3C
4	\$7,744.00	\$4,302.00	HFN3C
5	\$8,824.00	\$4,902.00	HFN3C
6	\$9,904.00	\$5,502.00	HFN3C
7	\$11,126.00	\$6,181.00	HFN3C
8	\$12,293.00	\$6,829.00	HFN3C
9	\$13,405.00	\$7,447.00	HFN3C
10	\$14,464.00	\$8,035.00	HFN3C
11	\$15,473.00	\$8,596.00	HFN3C
12	\$16,429.00	\$9,127.00	HFN3C
13	\$17,338.00	\$9,632.00	HFN3C
14	\$18,202.00	\$10,112.00	HFN3C
15	\$19,019.00	\$10,566.00	HFN3C
16	\$19,795.00	\$10,997.00	HFN3C
17	\$20,527.00	\$11,404.00	HFN3C
18	\$21,218.00	\$11,788.00	HFN3C
19	\$21,870.00	\$12,150.00	HFN3C
20	\$22,486.00	\$12,492.00	HFN3C
21	\$23,068.00	\$12,815.00	HFN3C
22	\$23,612.00	\$13,118.00	HFN3C
23	\$24,127.00	\$13,404.00	HFN3C
24	\$24,606.00	\$13,670.00	HFN3C
25	\$25,063.00	\$13,924.00	HFN3C
26	\$25,488.00	\$14,160.00	HFN3C
27	\$25,888.00	\$14,382.00	HFN3C
28	\$26,264.00	\$14,591.00	HFN3C
29	\$26,614.00	\$14,785.00	HFN3C
30	\$26,946.00	\$14,970.00	HFN3C

ISSUED: JUNE 16, 2011

EFFECTIVE: JULY 1, 2011

ACCESS SERVICE

23 – Metropolitan Statistical Area Access Services (Cont'd)

23.5 Rates and Charges (Cont'd)

23.5.2 BellSouth SPA Service (Cont'd)

23.5.2.20 BellSouth SPA Managed Shared Network Service (Cont'd)

(A) DS3 service - Flat rate per Local Channel, per Aggregation Location.
(Cont'd)

(2) Zone 2 (Cont'd)

(f) Mississippi (Cont'd)

<u>Quantity of DS3s Per Aggregation Location</u>	<u>Month to Month/ 12 Month Rate</u>	<u>60 Month Rate</u>	<u>USOC</u>
31	\$27,258.00	\$15,143.00	HFN3C
32	\$27,550.00	\$15,305.00	HFN3C
33	\$27,824.00	\$15,458.00	HFN3C
34	\$28,087.00	\$15,604.00	HFN3C
35	\$28,336.00	\$15,742.00	HFN3C
36	\$28,568.00	\$15,871.00	HFN3C
37	\$28,793.00	\$15,996.00	HFN3C
38	\$29,011.00	\$16,117.00	HFN3C
39	\$29,221.00	\$16,234.00	HFN3C
40	\$29,423.00	\$16,346.00	HFN3C
41	\$29,624.00	\$16,458.00	HFN3C
42	\$29,821.00	\$16,567.00	HFN3C
43	\$30,017.00	\$16,676.00	HFN3C
44	\$30,215.00	\$16,786.00	HFN3C
45	\$30,413.00	\$16,896.00	HFN3C
46	\$30,617.00	\$17,009.00	HFN3C
47	\$30,826.00	\$17,125.00	HFN3C
48	\$31,042.00	\$17,245.00	HFN3C
49	\$31,690.00	\$17,605.00	HFN3C
50	\$32,284.00	\$17,935.00	HFN3C
51	\$32,824.00	\$18,235.00	HFN3C
52	\$33,310.00	\$18,505.00	HFN3C
53	\$33,526.00	\$18,625.00	HFN3C
54	\$33,958.00	\$18,865.00	HFN3C
55	\$34,336.00	\$19,075.00	HFN3C
56	\$34,660.00	\$19,255.00	HFN3C
57	\$34,876.00	\$19,375.00	HFN3C
58	\$35,146.00	\$19,525.00	HFN3C
59	\$35,362.00	\$19,645.00	HFN3C
60	\$35,578.00	\$19,765.00	HFN3C

ISSUED: JUNE 16, 2011

EFFECTIVE: JULY 1, 2011

ACCESS SERVICE

23 – Metropolitan Statistical Area Access Services (Cont'd)

23.5 Rates and Charges (Cont'd)

23.5.2 BellSouth SPA Service (Cont'd)

23.5.2.20 BellSouth SPA Managed Shared Network Service (Cont'd)

(A) DS3 Service - Flat rate per Local Channel, per Aggregation Location.
 (Cont'd)

(2) Zone 2 (Cont'd)

(f) Mississippi (Cont'd)

<u>Quantity of DS3s Per Aggregation Location</u>	<u>Month to Month/ 12 Month Rate</u>	<u>60 Month Rate</u>	<u>USOC</u>
61	\$36,335.00	\$20,185.00	HFN3C
62	\$37,090.00	\$20,605.00	HFN3C
63	\$37,845.00	\$21,025.00	HFN3C
64	\$38,600.00	\$21,445.00	HFN3C
65	\$39,355.00	\$21,865.00	HFN3C
66	\$40,110.00	\$22,285.00	HFN3C
67	\$40,865.00	\$22,705.00	HFN3C
68	\$41,620.00	\$23,125.00	HFN3C
69	\$42,375.00	\$23,545.00	HFN3C
70	\$43,130.00	\$23,965.00	HFN3C
71	\$43,885.00	\$24,385.00	HFN3C
72	\$44,640.00	\$24,805.00	HFN3C
73	\$45,395.00	\$25,225.00	HFN3C
74	\$46,150.00	\$25,645.00	HFN3C
75	\$46,905.00	\$26,065.00	HFN3C
76	\$47,660.00	\$26,485.00	HFN3C
77	\$48,415.00	\$26,905.00	HFN3C
78	\$49,170.00	\$27,325.00	HFN3C
79	\$49,925.00	\$27,745.00	HFN3C
80	\$50,680.00	\$28,165.00	HFN3C
81	\$51,435.00	\$28,585.00	HFN3C
82	\$52,190.00	\$29,005.00	HFN3C
83	\$52,945.00	\$29,425.00	HFN3C
84	\$53,700.00	\$29,845.00	HFN3C
85	\$54,455.00	\$30,265.00	HFN3C
86	\$55,210.00	\$30,685.00	HFN3C
87	\$55,965.00	\$31,105.00	HFN3C
88	\$56,720.00	\$31,525.00	HFN3C
89	\$57,475.00	\$31,945.00	HFN3C
90	\$58,230.00	\$32,365.00	HFN3C

ISSUED: JUNE 16, 2011

EFFECTIVE: JULY 1, 2011

ACCESS SERVICE

23 – Metropolitan Statistical Area Access Services (Cont'd)

23.5 Rates and Charges (Cont'd)

23.5.2 BellSouth SPA Service (Cont'd)

23.5.2.20 BellSouth SPA Managed Shared Network Service (Cont'd)

(A) DS3 Service - Flat rate per Local Channel, per Aggregation Location.
 (Cont'd)

(2) Zone 2 (Cont'd)

(f) Mississippi (Cont'd)

<u>Quantity of DS3s Per Aggregation Location</u>	<u>Month to Month/ 12 Month Rate</u>	<u>60 Month Rate</u>	<u>USOC</u>
91	\$58,985.00	\$32,785.00	HFN3C
92	\$59,740.00	\$33,205.00	HFN3C
93	\$60,495.00	\$33,625.00	HFN3C
94	\$61,250.00	\$34,045.00	HFN3C
95	\$62,005.00	\$34,465.00	HFN3C
96	\$62,760.00	\$34,885.00	HFN3C
97	\$63,515.00	\$35,305.00	HFN3C
98	\$64,270.00	\$35,725.00	HFN3C
99	\$65,025.00	\$36,145.00	HFN3C
100	\$65,780.00	\$36,565.00	HFN3C
101	\$66,535.00	\$36,985.00	HFN3C
102	\$67,290.00	\$37,405.00	HFN3C
103	\$68,045.00	\$37,825.00	HFN3C
104	\$68,800.00	\$38,245.00	HFN3C
105	\$69,555.00	\$38,665.00	HFN3C
106	\$70,310.00	\$39,085.00	HFN3C
107	\$71,065.00	\$39,505.00	HFN3C
108	\$71,820.00	\$39,925.00	HFN3C
109	\$72,575.00	\$40,345.00	HFN3C
110	\$73,330.00	\$40,765.00	HFN3C
111	\$74,085.00	\$41,185.00	HFN3C
112	\$74,840.00	\$41,605.00	HFN3C
113	\$75,595.00	\$42,025.00	HFN3C
114	\$76,350.00	\$42,445.00	HFN3C
115	\$77,105.00	\$42,865.00	HFN3C
116	\$77,860.00	\$43,285.00	HFN3C
117	\$78,615.00	\$43,705.00	HFN3C
118	\$79,370.00	\$44,125.00	HFN3C
119	\$80,125.00	\$44,545.00	HFN3C
120	\$80,880.00	\$44,965.00	HFN3C

ISSUED: JUNE 16, 2011

EFFECTIVE: JULY 1, 2011

ACCESS SERVICE

23 – Metropolitan Statistical Area Access Services (Cont'd)

23.5 Rates and Charges (Cont'd)

23.5.2 BellSouth SPA Service (Cont'd)

23.5.2.20 BellSouth SPA Managed Shared Network Service (Cont'd)

(A) DS3 Service - Flat rate per Local Channel, per Aggregation Location.
 (Cont'd)

(2) Zone 2 (Cont'd)

(f) Mississippi (Cont'd)

<u>Quantity of DS3s Per Aggregation Location</u>	<u>Month to Month/ 12 Month Rate</u>	<u>60 Month Rate</u>	<u>USOC</u>
121	\$81,635.00	\$45,385.00	HFN3C
122	\$82,390.00	\$45,805.00	HFN3C
123	\$83,145.00	\$46,225.00	HFN3C
124	\$83,900.00	\$46,645.00	HFN3C
125	\$84,655.00	\$47,065.00	HFN3C
126	\$85,410.00	\$47,485.00	HFN3C
127	\$86,165.00	\$47,905.00	HFN3C
128	\$86,920.00	\$48,325.00	HFN3C
129	\$87,675.00	\$48,745.00	HFN3C
130	\$88,430.00	\$49,165.00	HFN3C
131	\$89,185.00	\$49,585.00	HFN3C
132	\$89,940.00	\$50,005.00	HFN3C
133	\$90,695.00	\$50,425.00	HFN3C
134	\$91,450.00	\$50,845.00	HFN3C
135	\$92,205.00	\$51,265.00	HFN3C
136	\$92,960.00	\$51,685.00	HFN3C
137	\$93,715.00	\$52,105.00	HFN3C
138	\$94,470.00	\$52,525.00	HFN3C
139	\$95,225.00	\$52,945.00	HFN3C
140	\$95,980.00	\$53,365.00	HFN3C
141	\$96,735.00	\$53,785.00	HFN3C
142	\$97,490.00	\$54,205.00	HFN3C
143	\$98,245.00	\$54,625.00	HFN3C
144	\$99,000.00	\$55,045.00	HFN3C
145	\$99,840.00	\$55,470.00	HFN3C
146	\$100,600.00	\$55,890.00	HFN3C
147	\$101,360.00	\$56,310.00	HFN3C
148	\$102,110.00	\$56,730.00	HFN3C
149	\$102,870.00	\$57,150.00	HFN3C
150	\$103,620.00	\$57,570.00	HFN3C

ISSUED: JUNE 16, 2011

EFFECTIVE: JULY 1, 2011

ACCESS SERVICE

23 – Metropolitan Statistical Area Access Services (Cont'd)

23.5 Rates and Charges (Cont'd)

23.5.2 BellSouth SPA Service (Cont'd)

23.5.2.20 BellSouth SPA Managed Shared Network Service (Cont'd)

(A) DS3 Service - Flat rate per Local Channel, per Aggregation Location.
 (Cont'd)

(2) Zone 2 (Cont'd)
 (f) Mississippi (Cont'd)

<u>Quantity of DS3s Per Aggregation Location</u>	<u>Month to Month/ 12 Month Rate</u>	<u>60 Month Rate</u>	<u>USOC</u>
151	\$104,380.00	\$57,990.00	HFN3C
152	\$105,140.00	\$58,410.00	HFN3C
153	\$105,890.00	\$58,830.00	HFN3C
154	\$106,650.00	\$59,250.00	HFN3C
155	\$107,400.00	\$59,670.00	HFN3C
156	\$108,160.00	\$60,090.00	HFN3C
157	\$108,920.00	\$60,510.00	HFN3C
158	\$109,670.00	\$60,930.00	HFN3C
159	\$110,430.00	\$61,350.00	HFN3C
160	\$111,180.00	\$61,770.00	HFN3C
161	\$111,940.00	\$62,190.00	HFN3C
162	\$112,700.00	\$62,610.00	HFN3C
163	\$113,450.00	\$63,030.00	HFN3C
164	\$114,210.00	\$63,450.00	HFN3C
165	\$114,960.00	\$63,870.00	HFN3C
166	\$115,720.00	\$64,290.00	HFN3C
167	\$116,480.00	\$64,710.00	HFN3C
168	\$117,230.00	\$65,130.00	HFN3C
169	\$117,990.00	\$65,550.00	HFN3C
170	\$118,740.00	\$65,970.00	HFN3C
171	\$119,500.00	\$66,390.00	HFN3C
172	\$120,260.00	\$66,810.00	HFN3C
173	\$121,010.00	\$67,230.00	HFN3C
174	\$121,770.00	\$67,650.00	HFN3C
175	\$122,520.00	\$68,070.00	HFN3C
176	\$123,280.00	\$68,490.00	HFN3C
177	\$124,040.00	\$68,910.00	HFN3C
178	\$124,790.00	\$69,330.00	HFN3C
179	\$125,550.00	\$69,750.00	HFN3C
180	\$126,300.00	\$70,170.00	HFN3C

ISSUED: JUNE 16, 2011

EFFECTIVE: JULY 1, 2011

ACCESS SERVICE

23 – Metropolitan Statistical Area Access Services (Cont'd)

23.5 Rates and Charges (Cont'd)

23.5.2 BellSouth SPA Service (Cont'd)

23.5.2.20 BellSouth SPA Managed Shared Network Service (Cont'd)

(A) DS3 Service - Flat rate per Local Channel, per Aggregation Location.
(Cont'd)

(2) Zone 2 (Cont'd)

(f) Mississippi (Cont'd)

<u>Quantity of DS3s Per Aggregation Location</u>	<u>Month to Month/ 12 Month Rate</u>	<u>60 Month Rate</u>	<u>USOC</u>
181	\$127,060.00	\$70,590.00	HFN3C
182	\$127,820.00	\$71,010.00	HFN3C
183	\$128,570.00	\$71,430.00	HFN3C
184	\$129,330.00	\$71,850.00	HFN3C
185	\$130,080.00	\$72,270.00	HFN3C
186	\$130,840.00	\$72,690.00	HFN3C
187	\$131,600.00	\$73,110.00	HFN3C
188	\$132,350.00	\$73,530.00	HFN3C
189	\$133,110.00	\$73,950.00	HFN3C
190	\$133,860.00	\$74,370.00	HFN3C
191	\$134,620.00	\$74,790.00	HFN3C
192	\$135,380.00	\$75,210.00	HFN3C

ISSUED: JUNE 16, 2011

EFFECTIVE: JULY 1, 2011

ACCESS SERVICE

23 – Metropolitan Statistical Area Access Services (Cont'd)

23.5 Rates and Charges (Cont'd)

23.5.2 BellSouth SPA Service (Cont'd)

23.5.2.20 BellSouth SPA Managed Shared Network Service (Cont'd)

(A) DS3 service - Flat rate per Local Channel, per Aggregation Location.
(Cont'd)

(2) Zone 2 (Cont'd)

(g) North Carolina

<u>Quantity of DS3s Per Aggregation Location</u>	<u>Month to Month/ 12 Month Rate</u>	<u>60 Month Rate</u>	<u>USOC</u>
1	\$7,096.00	\$3,942.00	HFN3C
2	\$7,312.00	\$4,062.00	HFN3C
3	\$7,528.00	\$4,182.00	HFN3C
4	\$7,744.00	\$4,302.00	HFN3C
5	\$8,824.00	\$4,902.00	HFN3C
6	\$9,904.00	\$5,502.00	HFN3C
7	\$11,126.00	\$6,181.00	HFN3C
8	\$12,293.00	\$6,829.00	HFN3C
9	\$13,405.00	\$7,447.00	HFN3C
10	\$14,464.00	\$8,035.00	HFN3C
11	\$15,473.00	\$8,596.00	HFN3C
12	\$16,429.00	\$9,127.00	HFN3C
13	\$17,338.00	\$9,632.00	HFN3C
14	\$18,202.00	\$10,112.00	HFN3C
15	\$19,019.00	\$10,566.00	HFN3C
16	\$19,795.00	\$10,997.00	HFN3C
17	\$20,527.00	\$11,404.00	HFN3C
18	\$21,218.00	\$11,788.00	HFN3C
19	\$21,870.00	\$12,150.00	HFN3C
20	\$22,486.00	\$12,492.00	HFN3C
21	\$23,068.00	\$12,815.00	HFN3C
22	\$23,612.00	\$13,118.00	HFN3C
23	\$24,127.00	\$13,404.00	HFN3C
24	\$24,606.00	\$13,670.00	HFN3C
25	\$25,063.00	\$13,924.00	HFN3C
26	\$25,488.00	\$14,160.00	HFN3C
27	\$25,888.00	\$14,382.00	HFN3C
28	\$26,264.00	\$14,591.00	HFN3C
29	\$26,614.00	\$14,785.00	HFN3C
30	\$26,946.00	\$14,970.00	HFN3C

ISSUED: JUNE 16, 2011

EFFECTIVE: JULY 1, 2011

ACCESS SERVICE

23 – Metropolitan Statistical Area Access Services (Cont'd)

23.5 Rates and Charges (Cont'd)

23.5.2 BellSouth SPA Service (Cont'd)

23.5.2.20 BellSouth SPA Managed Shared Network Service (Cont'd)

(A) DS3 service - Flat rate per Local Channel, per Aggregation Location.
 (Cont'd)

(2) Zone 2 (Cont'd)

(g) North Carolina (Cont'd)

<u>Quantity of DS3s Per Aggregation Location</u>	<u>Month to Month/ 12 Month Rate</u>	<u>60 Month Rate</u>	<u>USOC</u>
31	\$27,258.00	\$15,143.00	HFN3C
32	\$27,550.00	\$15,305.00	HFN3C
33	\$27,824.00	\$15,458.00	HFN3C
34	\$28,087.00	\$15,604.00	HFN3C
35	\$28,336.00	\$15,742.00	HFN3C
36	\$28,568.00	\$15,871.00	HFN3C
37	\$28,793.00	\$15,996.00	HFN3C
38	\$29,011.00	\$16,117.00	HFN3C
39	\$29,221.00	\$16,234.00	HFN3C
40	\$29,423.00	\$16,346.00	HFN3C
41	\$29,624.00	\$16,458.00	HFN3C
42	\$29,821.00	\$16,567.00	HFN3C
43	\$30,017.00	\$16,676.00	HFN3C
44	\$30,215.00	\$16,786.00	HFN3C
45	\$30,413.00	\$16,896.00	HFN3C
46	\$30,617.00	\$17,009.00	HFN3C
47	\$30,826.00	\$17,125.00	HFN3C
48	\$31,042.00	\$17,245.00	HFN3C
49	\$31,690.00	\$17,605.00	HFN3C
50	\$32,284.00	\$17,935.00	HFN3C
51	\$32,824.00	\$18,235.00	HFN3C
52	\$33,310.00	\$18,505.00	HFN3C
53	\$33,526.00	\$18,625.00	HFN3C
54	\$33,958.00	\$18,865.00	HFN3C
55	\$34,336.00	\$19,075.00	HFN3C
56	\$34,660.00	\$19,255.00	HFN3C
57	\$34,876.00	\$19,375.00	HFN3C
58	\$35,146.00	\$19,525.00	HFN3C
59	\$35,362.00	\$19,645.00	HFN3C
60	\$35,578.00	\$19,765.00	HFN3C

ISSUED: JUNE 16, 2011

EFFECTIVE: JULY 1, 2011

ACCESS SERVICE

23 – Metropolitan Statistical Area Access Services (Cont'd)

23.5 Rates and Charges (Cont'd)

23.5.2 BellSouth SPA Service (Cont'd)

23.5.2.20 BellSouth SPA Managed Shared Network Service (Cont'd)

(A) DS3 Service - Flat rate per Local Channel, per Aggregation Location.
 (Cont'd)

(2) Zone 2 (Cont'd)

(g) North Carolina (Cont'd)

<u>Quantity of DS3s Per Aggregation Location</u>	<u>Month to Month/ 12 Month Rate</u>	<u>60 Month Rate</u>	<u>USOC</u>
61	\$36,335.00	\$20,185.00	HFN3C
62	\$37,090.00	\$20,605.00	HFN3C
63	\$37,845.00	\$21,025.00	HFN3C
64	\$38,600.00	\$21,445.00	HFN3C
65	\$39,355.00	\$21,865.00	HFN3C
66	\$40,110.00	\$22,285.00	HFN3C
67	\$40,865.00	\$22,705.00	HFN3C
68	\$41,620.00	\$23,125.00	HFN3C
69	\$42,375.00	\$23,545.00	HFN3C
70	\$43,130.00	\$23,965.00	HFN3C
71	\$43,885.00	\$24,385.00	HFN3C
72	\$44,640.00	\$24,805.00	HFN3C
73	\$45,395.00	\$25,225.00	HFN3C
74	\$46,150.00	\$25,645.00	HFN3C
75	\$46,905.00	\$26,065.00	HFN3C
76	\$47,660.00	\$26,485.00	HFN3C
77	\$48,415.00	\$26,905.00	HFN3C
78	\$49,170.00	\$27,325.00	HFN3C
79	\$49,925.00	\$27,745.00	HFN3C
80	\$50,680.00	\$28,165.00	HFN3C
81	\$51,435.00	\$28,585.00	HFN3C
82	\$52,190.00	\$29,005.00	HFN3C
83	\$52,945.00	\$29,425.00	HFN3C
84	\$53,700.00	\$29,845.00	HFN3C
85	\$54,455.00	\$30,265.00	HFN3C
86	\$55,210.00	\$30,685.00	HFN3C
87	\$55,965.00	\$31,105.00	HFN3C
88	\$56,720.00	\$31,525.00	HFN3C
89	\$57,475.00	\$31,945.00	HFN3C
90	\$58,230.00	\$32,365.00	HFN3C

ISSUED: JUNE 16, 2011

EFFECTIVE: JULY 1, 2011

ACCESS SERVICE

23 – Metropolitan Statistical Area Access Services (Cont'd)

23.5 Rates and Charges (Cont'd)

23.5.2 BellSouth SPA Service (Cont'd)

23.5.2.20 BellSouth SPA Managed Shared Network Service (Cont'd)

(A) DS3 Service - Flat rate per Local Channel, per Aggregation Location.
(Cont'd)

(2) Zone 2 (Cont'd)

(g) North Carolina (Cont'd)

<u>Quantity of DS3s Per Aggregation Location</u>	<u>Month to Month/ 12 Month Rate</u>	<u>60 Month Rate</u>	<u>USOC</u>
91	\$58,985.00	\$32,785.00	HFN3C
92	\$59,740.00	\$33,205.00	HFN3C
93	\$60,495.00	\$33,625.00	HFN3C
94	\$61,250.00	\$34,045.00	HFN3C
95	\$62,005.00	\$34,465.00	HFN3C
96	\$62,760.00	\$34,885.00	HFN3C
97	\$63,515.00	\$35,305.00	HFN3C
98	\$64,270.00	\$35,725.00	HFN3C
99	\$65,025.00	\$36,145.00	HFN3C
100	\$65,780.00	\$36,565.00	HFN3C
101	\$66,535.00	\$36,985.00	HFN3C
102	\$67,290.00	\$37,405.00	HFN3C
103	\$68,045.00	\$37,825.00	HFN3C
104	\$68,800.00	\$38,245.00	HFN3C
105	\$69,555.00	\$38,665.00	HFN3C
106	\$70,310.00	\$39,085.00	HFN3C
107	\$71,065.00	\$39,505.00	HFN3C
108	\$71,820.00	\$39,925.00	HFN3C
109	\$72,575.00	\$40,345.00	HFN3C
110	\$73,330.00	\$40,765.00	HFN3C
111	\$74,085.00	\$41,185.00	HFN3C
112	\$74,840.00	\$41,605.00	HFN3C
113	\$75,595.00	\$42,025.00	HFN3C
114	\$76,350.00	\$42,445.00	HFN3C
115	\$77,105.00	\$42,865.00	HFN3C
116	\$77,860.00	\$43,285.00	HFN3C
117	\$78,615.00	\$43,705.00	HFN3C
118	\$79,370.00	\$44,125.00	HFN3C
119	\$80,125.00	\$44,545.00	HFN3C
120	\$80,880.00	\$44,965.00	HFN3C

ISSUED: JUNE 16, 2011

EFFECTIVE: JULY 1, 2011

ACCESS SERVICE

23 – Metropolitan Statistical Area Access Services (Cont'd)

23.5 Rates and Charges (Cont'd)

23.5.2 BellSouth SPA Service (Cont'd)

23.5.2.20 BellSouth SPA Managed Shared Network Service (Cont'd)

(A) DS3 Service - Flat rate per Local Channel, per Aggregation Location.
 (Cont'd)

(2) Zone 2 (Cont'd)

(g) North Carolina (Cont'd)

<u>Quantity of DS3s Per Aggregation Location</u>	<u>Month to Month/ 12 Month Rate</u>	<u>60 Month Rate</u>	<u>USOC</u>
121	\$81,635.00	\$45,385.00	HFN3C
122	\$82,390.00	\$45,805.00	HFN3C
123	\$83,145.00	\$46,225.00	HFN3C
124	\$83,900.00	\$46,645.00	HFN3C
125	\$84,655.00	\$47,065.00	HFN3C
126	\$85,410.00	\$47,485.00	HFN3C
127	\$86,165.00	\$47,905.00	HFN3C
128	\$86,920.00	\$48,325.00	HFN3C
129	\$87,675.00	\$48,745.00	HFN3C
130	\$88,430.00	\$49,165.00	HFN3C
131	\$89,185.00	\$49,585.00	HFN3C
132	\$89,940.00	\$50,005.00	HFN3C
133	\$90,695.00	\$50,425.00	HFN3C
134	\$91,450.00	\$50,845.00	HFN3C
135	\$92,205.00	\$51,265.00	HFN3C
136	\$92,960.00	\$51,685.00	HFN3C
137	\$93,715.00	\$52,105.00	HFN3C
138	\$94,470.00	\$52,525.00	HFN3C
139	\$95,225.00	\$52,945.00	HFN3C
140	\$95,980.00	\$53,365.00	HFN3C
141	\$96,735.00	\$53,785.00	HFN3C
142	\$97,490.00	\$54,205.00	HFN3C
143	\$98,245.00	\$54,625.00	HFN3C
144	\$99,000.00	\$55,045.00	HFN3C
145	\$99,840.00	\$55,470.00	HFN3C
146	\$100,600.00	\$55,890.00	HFN3C
147	\$101,360.00	\$56,310.00	HFN3C
148	\$102,110.00	\$56,730.00	HFN3C
149	\$102,870.00	\$57,150.00	HFN3C
150	\$103,620.00	\$57,570.00	HFN3C

ISSUED: JUNE 16, 2011

EFFECTIVE: JULY 1, 2011

ACCESS SERVICE

23 – Metropolitan Statistical Area Access Services (Cont'd)

23.5 Rates and Charges (Cont'd)

23.5.2 BellSouth SPA Service (Cont'd)

23.5.2.20 BellSouth SPA Managed Shared Network Service (Cont'd)

(A) DS3 Service - Flat rate per Local Channel, per Aggregation Location.
(Cont'd)

(2) Zone 2 (Cont'd)
(g) North Carolina (Cont'd)

<u>Quantity of DS3s Per Aggregation Location</u>	<u>Month to Month/ 12 Month Rate</u>	<u>60 Month Rate</u>	<u>USOC</u>
151	\$104,380.00	\$57,990.00	HFN3C
152	\$105,140.00	\$58,410.00	HFN3C
153	\$105,890.00	\$58,830.00	HFN3C
154	\$106,650.00	\$59,250.00	HFN3C
155	\$107,400.00	\$59,670.00	HFN3C
156	\$108,160.00	\$60,090.00	HFN3C
157	\$108,920.00	\$60,510.00	HFN3C
158	\$109,670.00	\$60,930.00	HFN3C
159	\$110,430.00	\$61,350.00	HFN3C
160	\$111,180.00	\$61,770.00	HFN3C
161	\$111,940.00	\$62,190.00	HFN3C
162	\$112,700.00	\$62,610.00	HFN3C
163	\$113,450.00	\$63,030.00	HFN3C
164	\$114,210.00	\$63,450.00	HFN3C
165	\$114,960.00	\$63,870.00	HFN3C
166	\$115,720.00	\$64,290.00	HFN3C
167	\$116,480.00	\$64,710.00	HFN3C
168	\$117,230.00	\$65,130.00	HFN3C
169	\$117,990.00	\$65,550.00	HFN3C
170	\$118,740.00	\$65,970.00	HFN3C
171	\$119,500.00	\$66,390.00	HFN3C
172	\$120,260.00	\$66,810.00	HFN3C
173	\$121,010.00	\$67,230.00	HFN3C
174	\$121,770.00	\$67,650.00	HFN3C
175	\$122,520.00	\$68,070.00	HFN3C
176	\$123,280.00	\$68,490.00	HFN3C
177	\$124,040.00	\$68,910.00	HFN3C
178	\$124,790.00	\$69,330.00	HFN3C
179	\$125,550.00	\$69,750.00	HFN3C
180	\$126,300.00	\$70,170.00	HFN3C

ISSUED: JUNE 16, 2011

EFFECTIVE: JULY 1, 2011

ACCESS SERVICE

23 – Metropolitan Statistical Area Access Services (Cont'd)

23.5 Rates and Charges (Cont'd)

23.5.2 BellSouth SPA Service (Cont'd)

23.5.2.20 BellSouth SPA Managed Shared Network Service (Cont'd)

(A) DS3 Service - Flat rate per Local Channel, per Aggregation Location.
(Cont'd)

(2) Zone 2 (Cont'd)

(g) North Carolina (Cont'd)

<u>Quantity of DS3s Per Aggregation Location</u>	<u>Month to Month/ 12 Month Rate</u>	<u>60 Month Rate</u>	<u>USOC</u>
181	\$127,060.00	\$70,590.00	HFN3C
182	\$127,820.00	\$71,010.00	HFN3C
183	\$128,570.00	\$71,430.00	HFN3C
184	\$129,330.00	\$71,850.00	HFN3C
185	\$130,080.00	\$72,270.00	HFN3C
186	\$130,840.00	\$72,690.00	HFN3C
187	\$131,600.00	\$73,110.00	HFN3C
188	\$132,350.00	\$73,530.00	HFN3C
189	\$133,110.00	\$73,950.00	HFN3C
190	\$133,860.00	\$74,370.00	HFN3C
191	\$134,620.00	\$74,790.00	HFN3C
192	\$135,380.00	\$75,210.00	HFN3C

ISSUED: JUNE 16, 2011

EFFECTIVE: JULY 1, 2011

ACCESS SERVICE

23 – Metropolitan Statistical Area Access Services (Cont'd)

23.5 Rates and Charges (Cont'd)

23.5.2 BellSouth SPA Service (Cont'd)

23.5.2.20 BellSouth SPA Managed Shared Network Service (Cont'd)

(A) DS3 service - Flat rate per Local Channel, per Aggregation Location.
 (Cont'd)

(2) Zone 2 (Cont'd)

(h) South Carolina

<u>Quantity of DS3s Per Aggregation Location</u>	<u>Month to Month/ 12 Month Rate</u>	<u>60 Month Rate</u>	<u>USOC</u>
1	\$7,096.00	\$3,942.00	HFN3C
2	\$7,312.00	\$4,062.00	HFN3C
3	\$7,528.00	\$4,182.00	HFN3C
4	\$7,744.00	\$4,302.00	HFN3C
5	\$8,824.00	\$4,902.00	HFN3C
6	\$9,904.00	\$5,502.00	HFN3C
7	\$11,126.00	\$6,181.00	HFN3C
8	\$12,293.00	\$6,829.00	HFN3C
9	\$13,405.00	\$7,447.00	HFN3C
10	\$14,464.00	\$8,035.00	HFN3C
11	\$15,473.00	\$8,596.00	HFN3C
12	\$16,429.00	\$9,127.00	HFN3C
13	\$17,338.00	\$9,632.00	HFN3C
14	\$18,202.00	\$10,112.00	HFN3C
15	\$19,019.00	\$10,566.00	HFN3C
16	\$19,795.00	\$10,997.00	HFN3C
17	\$20,527.00	\$11,404.00	HFN3C
18	\$21,218.00	\$11,788.00	HFN3C
19	\$21,870.00	\$12,150.00	HFN3C
20	\$22,486.00	\$12,492.00	HFN3C
21	\$23,068.00	\$12,815.00	HFN3C
22	\$23,612.00	\$13,118.00	HFN3C
23	\$24,127.00	\$13,404.00	HFN3C
24	\$24,606.00	\$13,670.00	HFN3C
25	\$25,063.00	\$13,924.00	HFN3C
26	\$25,488.00	\$14,160.00	HFN3C
27	\$25,888.00	\$14,382.00	HFN3C
28	\$26,264.00	\$14,591.00	HFN3C
29	\$26,614.00	\$14,785.00	HFN3C
30	\$26,946.00	\$14,970.00	HFN3C

ISSUED: JUNE 16, 2011

EFFECTIVE: JULY 1, 2011

ACCESS SERVICE

23 – Metropolitan Statistical Area Access Services (Cont'd)

23.5 Rates and Charges (Cont'd)

23.5.2 BellSouth SPA Service (Cont'd)

23.5.2.20 BellSouth SPA Managed Shared Network Service (Cont'd)

(A) DS3 service - Flat rate per Local Channel, per Aggregation Location.
 (Cont'd)

(2) Zone 2 (Cont'd)

(h) South Carolina (Cont'd)

<u>Quantity of DS3s Per Aggregation Location</u>	<u>Month to Month/ 12 Month Rate</u>	<u>60 Month Rate</u>	<u>USOC</u>
31	\$27,258.00	\$15,143.00	HFN3C
32	\$27,550.00	\$15,305.00	HFN3C
33	\$27,824.00	\$15,458.00	HFN3C
34	\$28,087.00	\$15,604.00	HFN3C
35	\$28,336.00	\$15,742.00	HFN3C
36	\$28,568.00	\$15,871.00	HFN3C
37	\$28,793.00	\$15,996.00	HFN3C
38	\$29,011.00	\$16,117.00	HFN3C
39	\$29,221.00	\$16,234.00	HFN3C
40	\$29,423.00	\$16,346.00	HFN3C
41	\$29,624.00	\$16,458.00	HFN3C
42	\$29,821.00	\$16,567.00	HFN3C
43	\$30,017.00	\$16,676.00	HFN3C
44	\$30,215.00	\$16,786.00	HFN3C
45	\$30,413.00	\$16,896.00	HFN3C
46	\$30,617.00	\$17,009.00	HFN3C
47	\$30,826.00	\$17,125.00	HFN3C
48	\$31,042.00	\$17,245.00	HFN3C
49	\$31,690.00	\$17,605.00	HFN3C
50	\$32,284.00	\$17,935.00	HFN3C
51	\$32,824.00	\$18,235.00	HFN3C
52	\$33,310.00	\$18,505.00	HFN3C
53	\$33,526.00	\$18,625.00	HFN3C
54	\$33,958.00	\$18,865.00	HFN3C
55	\$34,336.00	\$19,075.00	HFN3C
56	\$34,660.00	\$19,255.00	HFN3C
57	\$34,876.00	\$19,375.00	HFN3C
58	\$35,146.00	\$19,525.00	HFN3C
59	\$35,362.00	\$19,645.00	HFN3C
60	\$35,578.00	\$19,765.00	HFN3C

ISSUED: JUNE 16, 2011

EFFECTIVE: JULY 1, 2011

ACCESS SERVICE

23 – Metropolitan Statistical Area Access Services (Cont'd)

23.5 Rates and Charges (Cont'd)

23.5.2 BellSouth SPA Service (Cont'd)

23.5.2.20 BellSouth SPA Managed Shared Network Service (Cont'd)

(A) DS3 Service - Flat rate per Local Channel, per Aggregation Location.
 (Cont'd)

(2) Zone 2 (Cont'd)

(h) South Carolina (Cont'd)

<u>Quantity of DS3s Per Aggregation Location</u>	<u>Month to Month/ 12 Month Rate</u>	<u>60 Month Rate</u>	<u>USOC</u>
61	\$36,335.00	\$20,185.00	HFN3C
62	\$37,090.00	\$20,605.00	HFN3C
63	\$37,845.00	\$21,025.00	HFN3C
64	\$38,600.00	\$21,445.00	HFN3C
65	\$39,355.00	\$21,865.00	HFN3C
66	\$40,110.00	\$22,285.00	HFN3C
67	\$40,865.00	\$22,705.00	HFN3C
68	\$41,620.00	\$23,125.00	HFN3C
69	\$42,375.00	\$23,545.00	HFN3C
70	\$43,130.00	\$23,965.00	HFN3C
71	\$43,885.00	\$24,385.00	HFN3C
72	\$44,640.00	\$24,805.00	HFN3C
73	\$45,395.00	\$25,225.00	HFN3C
74	\$46,150.00	\$25,645.00	HFN3C
75	\$46,905.00	\$26,065.00	HFN3C
76	\$47,660.00	\$26,485.00	HFN3C
77	\$48,415.00	\$26,905.00	HFN3C
78	\$49,170.00	\$27,325.00	HFN3C
79	\$49,925.00	\$27,745.00	HFN3C
80	\$50,680.00	\$28,165.00	HFN3C
81	\$51,435.00	\$28,585.00	HFN3C
82	\$52,190.00	\$29,005.00	HFN3C
83	\$52,945.00	\$29,425.00	HFN3C
84	\$53,700.00	\$29,845.00	HFN3C
85	\$54,455.00	\$30,265.00	HFN3C
86	\$55,210.00	\$30,685.00	HFN3C
87	\$55,965.00	\$31,105.00	HFN3C
88	\$56,720.00	\$31,525.00	HFN3C
89	\$57,475.00	\$31,945.00	HFN3C
90	\$58,230.00	\$32,365.00	HFN3C

ISSUED: JUNE 16, 2011

EFFECTIVE: JULY 1, 2011

ACCESS SERVICE

23 – Metropolitan Statistical Area Access Services (Cont'd)

23.5 Rates and Charges (Cont'd)

23.5.2 BellSouth SPA Service (Cont'd)

23.5.2.20 BellSouth SPA Managed Shared Network Service (Cont'd)

(A) DS3 Service - Flat rate per Local Channel, per Aggregation Location.
 (Cont'd)

(2) Zone 2 (Cont'd)

(h) South Carolina (Cont'd)

<u>Quantity of DS3s Per Aggregation Location</u>	<u>Month to Month/ 12 Month Rate</u>	<u>60 Month Rate</u>	<u>USOC</u>
91	\$58,985.00	\$32,785.00	HFN3C
92	\$59,740.00	\$33,205.00	HFN3C
93	\$60,495.00	\$33,625.00	HFN3C
94	\$61,250.00	\$34,045.00	HFN3C
95	\$62,005.00	\$34,465.00	HFN3C
96	\$62,760.00	\$34,885.00	HFN3C
97	\$63,515.00	\$35,305.00	HFN3C
98	\$64,270.00	\$35,725.00	HFN3C
99	\$65,025.00	\$36,145.00	HFN3C
100	\$65,780.00	\$36,565.00	HFN3C
101	\$66,535.00	\$36,985.00	HFN3C
102	\$67,290.00	\$37,405.00	HFN3C
103	\$68,045.00	\$37,825.00	HFN3C
104	\$68,800.00	\$38,245.00	HFN3C
105	\$69,555.00	\$38,665.00	HFN3C
106	\$70,310.00	\$39,085.00	HFN3C
107	\$71,065.00	\$39,505.00	HFN3C
108	\$71,820.00	\$39,925.00	HFN3C
109	\$72,575.00	\$40,345.00	HFN3C
110	\$73,330.00	\$40,765.00	HFN3C
111	\$74,085.00	\$41,185.00	HFN3C
112	\$74,840.00	\$41,605.00	HFN3C
113	\$75,595.00	\$42,025.00	HFN3C
114	\$76,350.00	\$42,445.00	HFN3C
115	\$77,105.00	\$42,865.00	HFN3C
116	\$77,860.00	\$43,285.00	HFN3C
117	\$78,615.00	\$43,705.00	HFN3C
118	\$79,370.00	\$44,125.00	HFN3C
119	\$80,125.00	\$44,545.00	HFN3C
120	\$80,880.00	\$44,965.00	HFN3C

ISSUED: JUNE 16, 2011

EFFECTIVE: JULY 1, 2011

ACCESS SERVICE

23 – Metropolitan Statistical Area Access Services (Cont'd)

23.5 Rates and Charges (Cont'd)

23.5.2 BellSouth SPA Service (Cont'd)

23.5.2.20 BellSouth SPA Managed Shared Network Service (Cont'd)

(A) DS3 Service - Flat rate per Local Channel, per Aggregation Location.
 (Cont'd)

(2) Zone 2 (Cont'd)

(h) South Carolina (Cont'd)

<u>Quantity of DS3s Per Aggregation Location</u>	<u>Month to Month/ 12 Month Rate</u>	<u>60 Month Rate</u>	<u>USOC</u>
121	\$81,635.00	\$45,385.00	HFN3C
122	\$82,390.00	\$45,805.00	HFN3C
123	\$83,145.00	\$46,225.00	HFN3C
124	\$83,900.00	\$46,645.00	HFN3C
125	\$84,655.00	\$47,065.00	HFN3C
126	\$85,410.00	\$47,485.00	HFN3C
127	\$86,165.00	\$47,905.00	HFN3C
128	\$86,920.00	\$48,325.00	HFN3C
129	\$87,675.00	\$48,745.00	HFN3C
130	\$88,430.00	\$49,165.00	HFN3C
131	\$89,185.00	\$49,585.00	HFN3C
132	\$89,940.00	\$50,005.00	HFN3C
133	\$90,695.00	\$50,425.00	HFN3C
134	\$91,450.00	\$50,845.00	HFN3C
135	\$92,205.00	\$51,265.00	HFN3C
136	\$92,960.00	\$51,685.00	HFN3C
137	\$93,715.00	\$52,105.00	HFN3C
138	\$94,470.00	\$52,525.00	HFN3C
139	\$95,225.00	\$52,945.00	HFN3C
140	\$95,980.00	\$53,365.00	HFN3C
141	\$96,735.00	\$53,785.00	HFN3C
142	\$97,490.00	\$54,205.00	HFN3C
143	\$98,245.00	\$54,625.00	HFN3C
144	\$99,000.00	\$55,045.00	HFN3C
145	\$99,840.00	\$55,470.00	HFN3C
146	\$100,600.00	\$55,890.00	HFN3C
147	\$101,360.00	\$56,310.00	HFN3C
148	\$102,110.00	\$56,730.00	HFN3C
149	\$102,870.00	\$57,150.00	HFN3C
150	\$103,620.00	\$57,570.00	HFN3C

ISSUED: JUNE 16, 2011

EFFECTIVE: JULY 1, 2011

ACCESS SERVICE

23 – Metropolitan Statistical Area Access Services (Cont'd)

23.5 Rates and Charges (Cont'd)

23.5.2 BellSouth SPA Service (Cont'd)

23.5.2.20 BellSouth SPA Managed Shared Network Service (Cont'd)

(A) DS3 Service - Flat rate per Local Channel, per Aggregation Location.
(Cont'd)

(2) Zone 2 (Cont'd)
(h) South Carolina (Cont'd)

<u>Quantity of DS3s Per Aggregation Location</u>	<u>Month to Month/ 12 Month Rate</u>	<u>60 Month Rate</u>	<u>USOC</u>
151	\$104,380.00	\$57,990.00	HFN3C
152	\$105,140.00	\$58,410.00	HFN3C
153	\$105,890.00	\$58,830.00	HFN3C
154	\$106,650.00	\$59,250.00	HFN3C
155	\$107,400.00	\$59,670.00	HFN3C
156	\$108,160.00	\$60,090.00	HFN3C
157	\$108,920.00	\$60,510.00	HFN3C
158	\$109,670.00	\$60,930.00	HFN3C
159	\$110,430.00	\$61,350.00	HFN3C
160	\$111,180.00	\$61,770.00	HFN3C
161	\$111,940.00	\$62,190.00	HFN3C
162	\$112,700.00	\$62,610.00	HFN3C
163	\$113,450.00	\$63,030.00	HFN3C
164	\$114,210.00	\$63,450.00	HFN3C
165	\$114,960.00	\$63,870.00	HFN3C
166	\$115,720.00	\$64,290.00	HFN3C
167	\$116,480.00	\$64,710.00	HFN3C
168	\$117,230.00	\$65,130.00	HFN3C
169	\$117,990.00	\$65,550.00	HFN3C
170	\$118,740.00	\$65,970.00	HFN3C
171	\$119,500.00	\$66,390.00	HFN3C
172	\$120,260.00	\$66,810.00	HFN3C
173	\$121,010.00	\$67,230.00	HFN3C
174	\$121,770.00	\$67,650.00	HFN3C
175	\$122,520.00	\$68,070.00	HFN3C
176	\$123,280.00	\$68,490.00	HFN3C
177	\$124,040.00	\$68,910.00	HFN3C
178	\$124,790.00	\$69,330.00	HFN3C
179	\$125,550.00	\$69,750.00	HFN3C
180	\$126,300.00	\$70,170.00	HFN3C

ISSUED: JUNE 16, 2011

EFFECTIVE: JULY 1, 2011

ACCESS SERVICE

23 – Metropolitan Statistical Area Access Services (Cont'd)

23.5 Rates and Charges (Cont'd)

23.5.2 BellSouth SPA Service (Cont'd)

23.5.2.20 BellSouth SPA Managed Shared Network Service (Cont'd)

(A) DS3 Service - Flat rate per Local Channel, per Aggregation Location.
(Cont'd)

(2) Zone 2 (Cont'd)

(h) South Carolina (Cont'd)

<u>Quantity of DS3s Per Aggregation Location</u>	<u>Month to Month/ 12 Month Rate</u>	<u>60 Month Rate</u>	<u>USOC</u>
181	\$127,060.00	\$70,590.00	HFN3C
182	\$127,820.00	\$71,010.00	HFN3C
183	\$128,570.00	\$71,430.00	HFN3C
184	\$129,330.00	\$71,850.00	HFN3C
185	\$130,080.00	\$72,270.00	HFN3C
186	\$130,840.00	\$72,690.00	HFN3C
187	\$131,600.00	\$73,110.00	HFN3C
188	\$132,350.00	\$73,530.00	HFN3C
189	\$133,110.00	\$73,950.00	HFN3C
190	\$133,860.00	\$74,370.00	HFN3C
191	\$134,620.00	\$74,790.00	HFN3C
192	\$135,380.00	\$75,210.00	HFN3C

ISSUED: JUNE 16, 2011

EFFECTIVE: JULY 1, 2011

ACCESS SERVICE

23 – Metropolitan Statistical Area Access Services (Cont'd)

23.5 Rates and Charges (Cont'd)

23.5.2 BellSouth SPA Service (Cont'd)

23.5.2.20 BellSouth SPA Managed Shared Network Service (Cont'd)

(A) DS3 service - Flat rate per Local Channel, per Aggregation Location.
 (Cont'd)

(2) Zone 2 (Cont'd)

(i) Tennessee

<u>Quantity of DS3s Per Aggregation Location</u>	<u>Month to Month/ 12 Month Rate</u>	<u>60 Month Rate</u>	<u>USOC</u>
1	\$7,096.00	\$3,942.00	HFN3C
2	\$7,312.00	\$4,062.00	HFN3C
3	\$7,528.00	\$4,182.00	HFN3C
4	\$7,744.00	\$4,302.00	HFN3C
5	\$8,824.00	\$4,902.00	HFN3C
6	\$9,904.00	\$5,502.00	HFN3C
7	\$11,126.00	\$6,181.00	HFN3C
8	\$12,293.00	\$6,829.00	HFN3C
9	\$13,405.00	\$7,447.00	HFN3C
10	\$14,464.00	\$8,035.00	HFN3C
11	\$15,473.00	\$8,596.00	HFN3C
12	\$16,429.00	\$9,127.00	HFN3C
13	\$17,338.00	\$9,632.00	HFN3C
14	\$18,202.00	\$10,112.00	HFN3C
15	\$19,019.00	\$10,566.00	HFN3C
16	\$19,795.00	\$10,997.00	HFN3C
17	\$20,527.00	\$11,404.00	HFN3C
18	\$21,218.00	\$11,788.00	HFN3C
19	\$21,870.00	\$12,150.00	HFN3C
20	\$22,486.00	\$12,492.00	HFN3C
21	\$23,068.00	\$12,815.00	HFN3C
22	\$23,612.00	\$13,118.00	HFN3C
23	\$24,127.00	\$13,404.00	HFN3C
24	\$24,606.00	\$13,670.00	HFN3C
25	\$25,063.00	\$13,924.00	HFN3C
26	\$25,488.00	\$14,160.00	HFN3C
27	\$25,888.00	\$14,382.00	HFN3C
28	\$26,264.00	\$14,591.00	HFN3C
29	\$26,614.00	\$14,785.00	HFN3C
30	\$26,946.00	\$14,970.00	HFN3C

ISSUED: JUNE 16, 2011

EFFECTIVE: JULY 1, 2011

ACCESS SERVICE

23 – Metropolitan Statistical Area Access Services (Cont'd)

23.5 Rates and Charges (Cont'd)

23.5.2 BellSouth SPA Service (Cont'd)

23.5.2.20 BellSouth SPA Managed Shared Network Service (Cont'd)

(A) DS3 service - Flat rate per Local Channel, per Aggregation Location.
 (Cont'd)

(2) Zone 2 (Cont'd)

(i) Tennessee (Cont'd)

<u>Quantity of DS3s Per Aggregation Location</u>	<u>Month to Month/ 12 Month Rate</u>	<u>60 Month Rate</u>	<u>USOC</u>
31	\$27,258.00	\$15,143.00	HFN3C
32	\$27,550.00	\$15,305.00	HFN3C
33	\$27,824.00	\$15,458.00	HFN3C
34	\$28,087.00	\$15,604.00	HFN3C
35	\$28,336.00	\$15,742.00	HFN3C
36	\$28,568.00	\$15,871.00	HFN3C
37	\$28,793.00	\$15,996.00	HFN3C
38	\$29,011.00	\$16,117.00	HFN3C
39	\$29,221.00	\$16,234.00	HFN3C
40	\$29,423.00	\$16,346.00	HFN3C
41	\$29,624.00	\$16,458.00	HFN3C
42	\$29,821.00	\$16,567.00	HFN3C
43	\$30,017.00	\$16,676.00	HFN3C
44	\$30,215.00	\$16,786.00	HFN3C
45	\$30,413.00	\$16,896.00	HFN3C
46	\$30,617.00	\$17,009.00	HFN3C
47	\$30,826.00	\$17,125.00	HFN3C
48	\$31,042.00	\$17,245.00	HFN3C
49	\$31,690.00	\$17,605.00	HFN3C
50	\$32,284.00	\$17,935.00	HFN3C
51	\$32,824.00	\$18,235.00	HFN3C
52	\$33,310.00	\$18,505.00	HFN3C
53	\$33,526.00	\$18,625.00	HFN3C
54	\$33,958.00	\$18,865.00	HFN3C
55	\$34,336.00	\$19,075.00	HFN3C
56	\$34,660.00	\$19,255.00	HFN3C
57	\$34,876.00	\$19,375.00	HFN3C
58	\$35,146.00	\$19,525.00	HFN3C
59	\$35,362.00	\$19,645.00	HFN3C
60	\$35,578.00	\$19,765.00	HFN3C

ISSUED: JUNE 16, 2011

EFFECTIVE: JULY 1, 2011

ACCESS SERVICE

23 – Metropolitan Statistical Area Access Services (Cont'd)

23.5 Rates and Charges (Cont'd)

23.5.2 BellSouth SPA Service (Cont'd)

23.5.2.20 BellSouth SPA Managed Shared Network Service (Cont'd)

(A) DS3 Service - Flat rate per Local Channel, per Aggregation Location.
 (Cont'd)

(2) Zone 2 (Cont'd)

(i) Tennessee (Cont'd)

<u>Quantity of DS3s Per Aggregation Location</u>	<u>Month to Month/ 12 Month Rate</u>	<u>60 Month Rate</u>	<u>USOC</u>
61	\$36,335.00	\$20,185.00	HFN3C
62	\$37,090.00	\$20,605.00	HFN3C
63	\$37,845.00	\$21,025.00	HFN3C
64	\$38,600.00	\$21,445.00	HFN3C
65	\$39,355.00	\$21,865.00	HFN3C
66	\$40,110.00	\$22,285.00	HFN3C
67	\$40,865.00	\$22,705.00	HFN3C
68	\$41,620.00	\$23,125.00	HFN3C
69	\$42,375.00	\$23,545.00	HFN3C
70	\$43,130.00	\$23,965.00	HFN3C
71	\$43,885.00	\$24,385.00	HFN3C
72	\$44,640.00	\$24,805.00	HFN3C
73	\$45,395.00	\$25,225.00	HFN3C
74	\$46,150.00	\$25,645.00	HFN3C
75	\$46,905.00	\$26,065.00	HFN3C
76	\$47,660.00	\$26,485.00	HFN3C
77	\$48,415.00	\$26,905.00	HFN3C
78	\$49,170.00	\$27,325.00	HFN3C
79	\$49,925.00	\$27,745.00	HFN3C
80	\$50,680.00	\$28,165.00	HFN3C
81	\$51,435.00	\$28,585.00	HFN3C
82	\$52,190.00	\$29,005.00	HFN3C
83	\$52,945.00	\$29,425.00	HFN3C
84	\$53,700.00	\$29,845.00	HFN3C
85	\$54,455.00	\$30,265.00	HFN3C
86	\$55,210.00	\$30,685.00	HFN3C
87	\$55,965.00	\$31,105.00	HFN3C
88	\$56,720.00	\$31,525.00	HFN3C
89	\$57,475.00	\$31,945.00	HFN3C
90	\$58,230.00	\$32,365.00	HFN3C

ISSUED: JUNE 16, 2011

EFFECTIVE: JULY 1, 2011

ACCESS SERVICE

23 – Metropolitan Statistical Area Access Services (Cont'd)

23.5 Rates and Charges (Cont'd)

23.5.2 BellSouth SPA Service (Cont'd)

23.5.2.20 BellSouth SPA Managed Shared Network Service (Cont'd)

(A) DS3 Service - Flat rate per Local Channel, per Aggregation Location.
 (Cont'd)

(2) Zone 2 (Cont'd)

(i) Tennessee (Cont'd)

<u>Quantity of DS3s Per Aggregation Location</u>	<u>Month to Month/ 12 Month Rate</u>	<u>60 Month Rate</u>	<u>USOC</u>
91	\$58,985.00	\$32,785.00	HFN3C
92	\$59,740.00	\$33,205.00	HFN3C
93	\$60,495.00	\$33,625.00	HFN3C
94	\$61,250.00	\$34,045.00	HFN3C
95	\$62,005.00	\$34,465.00	HFN3C
96	\$62,760.00	\$34,885.00	HFN3C
97	\$63,515.00	\$35,305.00	HFN3C
98	\$64,270.00	\$35,725.00	HFN3C
99	\$65,025.00	\$36,145.00	HFN3C
100	\$65,780.00	\$36,565.00	HFN3C
101	\$66,535.00	\$36,985.00	HFN3C
102	\$67,290.00	\$37,405.00	HFN3C
103	\$68,045.00	\$37,825.00	HFN3C
104	\$68,800.00	\$38,245.00	HFN3C
105	\$69,555.00	\$38,665.00	HFN3C
106	\$70,310.00	\$39,085.00	HFN3C
107	\$71,065.00	\$39,505.00	HFN3C
108	\$71,820.00	\$39,925.00	HFN3C
109	\$72,575.00	\$40,345.00	HFN3C
110	\$73,330.00	\$40,765.00	HFN3C
111	\$74,085.00	\$41,185.00	HFN3C
112	\$74,840.00	\$41,605.00	HFN3C
113	\$75,595.00	\$42,025.00	HFN3C
114	\$76,350.00	\$42,445.00	HFN3C
115	\$77,105.00	\$42,865.00	HFN3C
116	\$77,860.00	\$43,285.00	HFN3C
117	\$78,615.00	\$43,705.00	HFN3C
118	\$79,370.00	\$44,125.00	HFN3C
119	\$80,125.00	\$44,545.00	HFN3C
120	\$80,880.00	\$44,965.00	HFN3C

ISSUED: JUNE 16, 2011

EFFECTIVE: JULY 1, 2011

ACCESS SERVICE

23 – Metropolitan Statistical Area Access Services (Cont'd)

23.5 Rates and Charges (Cont'd)

23.5.2 BellSouth SPA Service (Cont'd)

23.5.2.20 BellSouth SPA Managed Shared Network Service (Cont'd)

(A) DS3 Service - Flat rate per Local Channel, per Aggregation Location.
 (Cont'd)

(2) Zone 2 (Cont'd)

(i) Tennessee (Cont'd)

<u>Quantity of DS3s Per Aggregation Location</u>	<u>Month to Month/ 12 Month Rate</u>	<u>60 Month Rate</u>	<u>USOC</u>
121	\$81,635.00	\$45,385.00	HFN3C
122	\$82,390.00	\$45,805.00	HFN3C
123	\$83,145.00	\$46,225.00	HFN3C
124	\$83,900.00	\$46,645.00	HFN3C
125	\$84,655.00	\$47,065.00	HFN3C
126	\$85,410.00	\$47,485.00	HFN3C
127	\$86,165.00	\$47,905.00	HFN3C
128	\$86,920.00	\$48,325.00	HFN3C
129	\$87,675.00	\$48,745.00	HFN3C
130	\$88,430.00	\$49,165.00	HFN3C
131	\$89,185.00	\$49,585.00	HFN3C
132	\$89,940.00	\$50,005.00	HFN3C
133	\$90,695.00	\$50,425.00	HFN3C
134	\$91,450.00	\$50,845.00	HFN3C
135	\$92,205.00	\$51,265.00	HFN3C
136	\$92,960.00	\$51,685.00	HFN3C
137	\$93,715.00	\$52,105.00	HFN3C
138	\$94,470.00	\$52,525.00	HFN3C
139	\$95,225.00	\$52,945.00	HFN3C
140	\$95,980.00	\$53,365.00	HFN3C
141	\$96,735.00	\$53,785.00	HFN3C
142	\$97,490.00	\$54,205.00	HFN3C
143	\$98,245.00	\$54,625.00	HFN3C
144	\$99,000.00	\$55,045.00	HFN3C
145	\$99,840.00	\$55,470.00	HFN3C
146	\$100,600.00	\$55,890.00	HFN3C
147	\$101,360.00	\$56,310.00	HFN3C
148	\$102,110.00	\$56,730.00	HFN3C
149	\$102,870.00	\$57,150.00	HFN3C
150	\$103,620.00	\$57,570.00	HFN3C

ISSUED: JUNE 16, 2011

EFFECTIVE: JULY 1, 2011

ACCESS SERVICE

23 – Metropolitan Statistical Area Access Services (Cont'd)

23.5 Rates and Charges (Cont'd)

23.5.2 BellSouth SPA Service (Cont'd)

23.5.2.20 BellSouth SPA Managed Shared Network Service (Cont'd)

(A) DS3 Service - Flat rate per Local Channel, per Aggregation Location.
 (Cont'd)

(2) Zone 2 (Cont'd)
 (i) Tennessee (Cont'd)

<u>Quantity of DS3s Per Aggregation Location</u>	<u>Month to Month/ 12 Month Rate</u>	<u>60 Month Rate</u>	<u>USOC</u>
151	\$104,380.00	\$57,990.00	HFN3C
152	\$105,140.00	\$58,410.00	HFN3C
153	\$105,890.00	\$58,830.00	HFN3C
154	\$106,650.00	\$59,250.00	HFN3C
155	\$107,400.00	\$59,670.00	HFN3C
156	\$108,160.00	\$60,090.00	HFN3C
157	\$108,920.00	\$60,510.00	HFN3C
158	\$109,670.00	\$60,930.00	HFN3C
159	\$110,430.00	\$61,350.00	HFN3C
160	\$111,180.00	\$61,770.00	HFN3C
161	\$111,940.00	\$62,190.00	HFN3C
162	\$112,700.00	\$62,610.00	HFN3C
163	\$113,450.00	\$63,030.00	HFN3C
164	\$114,210.00	\$63,450.00	HFN3C
165	\$114,960.00	\$63,870.00	HFN3C
166	\$115,720.00	\$64,290.00	HFN3C
167	\$116,480.00	\$64,710.00	HFN3C
168	\$117,230.00	\$65,130.00	HFN3C
169	\$117,990.00	\$65,550.00	HFN3C
170	\$118,740.00	\$65,970.00	HFN3C
171	\$119,500.00	\$66,390.00	HFN3C
172	\$120,260.00	\$66,810.00	HFN3C
173	\$121,010.00	\$67,230.00	HFN3C
174	\$121,770.00	\$67,650.00	HFN3C
175	\$122,520.00	\$68,070.00	HFN3C
176	\$123,280.00	\$68,490.00	HFN3C
177	\$124,040.00	\$68,910.00	HFN3C
178	\$124,790.00	\$69,330.00	HFN3C
179	\$125,550.00	\$69,750.00	HFN3C
180	\$126,300.00	\$70,170.00	HFN3C

ISSUED: JUNE 16, 2011

EFFECTIVE: JULY 1, 2011

ACCESS SERVICE

23 – Metropolitan Statistical Area Access Services (Cont'd)

23.5 Rates and Charges (Cont'd)

23.5.2 BellSouth SPA Service (Cont'd)

23.5.2.20 BellSouth SPA Managed Shared Network Service (Cont'd)

(A) DS3 Service - Flat rate per Local Channel, per Aggregation Location.
(Cont'd)

(2) Zone 2 (Cont'd)

(i) Tennessee (Cont'd)

<u>Quantity of DS3s Per Aggregation Location</u>	<u>Month to Month/ 12 Month Rate</u>	<u>60 Month Rate</u>	<u>USOC</u>
181	\$127,060.00	\$70,590.00	HFN3C
182	\$127,820.00	\$71,010.00	HFN3C
183	\$128,570.00	\$71,430.00	HFN3C
184	\$129,330.00	\$71,850.00	HFN3C
185	\$130,080.00	\$72,270.00	HFN3C
186	\$130,840.00	\$72,690.00	HFN3C
187	\$131,600.00	\$73,110.00	HFN3C
188	\$132,350.00	\$73,530.00	HFN3C
189	\$133,110.00	\$73,950.00	HFN3C
190	\$133,860.00	\$74,370.00	HFN3C
191	\$134,620.00	\$74,790.00	HFN3C
192	\$135,380.00	\$75,210.00	HFN3C

ISSUED: JUNE 16, 2011

EFFECTIVE: JULY 1, 2011

ACCESS SERVICE

23 – Metropolitan Statistical Area Access Services (Cont'd)

23.5 Rates and Charges (Cont'd)

23.5.2 BellSouth SPA Service (Cont'd)

23.5.2.20 BellSouth SPA Managed Shared Network Service (Cont'd)

(A) DS3 service - Flat rate per Local Channel, per Aggregation Location.
(Cont'd)

(3) Zone 3

(a) Alabama

<u>Quantity of DS3s Per Aggregation Location</u>	<u>Month to Month/ 12 Month Rate</u>	<u>60 Month Rate</u>	<u>USOC</u>
1	\$8,515.00	\$4,730.00	HFN3C
2	\$8,774.00	\$4,874.00	HFN3C
3	\$9,034.00	\$5,018.00	HFN3C
4	\$9,293.00	\$5,162.00	HFN3C
5	\$10,589.00	\$5,882.00	HFN3C
6	\$11,885.00	\$6,602.00	HFN3C
7	\$13,351.00	\$7,417.00	HFN3C
8	\$14,752.00	\$8,195.00	HFN3C
9	\$16,086.00	\$8,936.00	HFN3C
10	\$17,357.00	\$9,642.00	HFN3C
11	\$18,568.00	\$10,315.00	HFN3C
12	\$19,715.00	\$10,952.00	HFN3C
13	\$20,806.00	\$11,558.00	HFN3C
14	\$21,842.00	\$12,134.00	HFN3C
15	\$22,823.00	\$12,679.00	HFN3C
16	\$23,754.00	\$13,196.00	HFN3C
17	\$24,632.00	\$13,685.00	HFN3C
18	\$25,462.00	\$14,146.00	HFN3C
19	\$26,244.00	\$14,580.00	HFN3C
20	\$26,983.00	\$14,990.00	HFN3C
21	\$27,682.00	\$15,378.00	HFN3C
22	\$28,334.00	\$15,742.00	HFN3C
23	\$28,952.00	\$16,085.00	HFN3C
24	\$29,527.00	\$16,404.00	HFN3C
25	\$30,076.00	\$16,709.00	HFN3C
26	\$30,586.00	\$16,992.00	HFN3C
27	\$31,066.00	\$17,258.00	HFN3C
28	\$31,517.00	\$17,509.00	HFN3C
29	\$31,937.00	\$17,742.00	HFN3C
30	\$32,335.00	\$17,964.00	HFN3C

ISSUED: JUNE 16, 2011

EFFECTIVE: JULY 1, 2011

ACCESS SERVICE

23 – Metropolitan Statistical Area Access Services (Cont'd)

23.5.2.3 Rates and Charges (Cont'd)

23.5.2 BellSouth SPA Service (Cont'd)

23.5.2.20 BellSouth SPA Managed Shared Network Service (Cont'd)

(A) DS3 service - Flat rate per Local Channel, per Aggregation Location.
 (Cont'd)

(3) Zone 3 (Cont'd)

(a) Alabama (Cont'd)

<u>Quantity of DS3s Per Aggregation Location</u>	<u>Month to Month/ 12 Month Rate</u>	<u>60 Month Rate</u>	<u>USOC</u>
31	\$32,710.00	\$18,172.00	HFN3C
32	\$33,060.00	\$18,366.00	HFN3C
33	\$33,389.00	\$18,550.00	HFN3C
34	\$33,704.00	\$18,725.00	HFN3C
35	\$34,003.00	\$18,890.00	HFN3C
36	\$34,282.00	\$19,045.00	HFN3C
37	\$34,552.00	\$19,195.00	HFN3C
38	\$34,813.00	\$19,340.00	HFN3C
39	\$35,065.00	\$19,481.00	HFN3C
40	\$35,308.00	\$19,615.00	HFN3C
41	\$35,549.00	\$19,750.00	HFN3C
42	\$35,785.00	\$19,880.00	HFN3C
43	\$36,020.00	\$20,011.00	HFN3C
44	\$36,258.00	\$20,143.00	HFN3C
45	\$36,496.00	\$20,275.00	HFN3C
46	\$36,740.00	\$20,411.00	HFN3C
47	\$36,991.00	\$20,550.00	HFN3C
48	\$37,250.00	\$20,694.00	HFN3C
49	\$38,028.00	\$21,126.00	HFN3C
50	\$38,741.00	\$21,522.00	HFN3C
51	\$39,389.00	\$21,882.00	HFN3C
52	\$39,972.00	\$22,206.00	HFN3C
53	\$40,231.00	\$22,350.00	HFN3C
54	\$40,750.00	\$22,638.00	HFN3C
55	\$41,203.00	\$22,890.00	HFN3C
56	\$41,592.00	\$23,106.00	HFN3C
57	\$41,851.00	\$23,250.00	HFN3C
58	\$42,175.00	\$23,430.00	HFN3C
59	\$42,434.00	\$23,574.00	HFN3C
60	\$42,694.00	\$23,718.00	HFN3C

ISSUED: JUNE 16, 2011

EFFECTIVE: JULY 1, 2011

ACCESS SERVICE

23 – Metropolitan Statistical Area Access Services (Cont'd)

23.5 Rates and Charges (Cont'd)

23.5.2 BellSouth SPA Service (Cont'd)

23.5.2.20 BellSouth SPA Managed Shared Network Service (Cont'd)

(A) DS3 Service - Flat rate per Local Channel, per Aggregation Location.
(Cont'd)

(3) Zone 3 (Cont'd)

(a) Alabama (Cont'd)

<u>Quantity of DS3s Per Aggregation Location</u>	<u>Month to Month/ 12 Month Rate</u>	<u>60 Month Rate</u>	<u>USOC</u>
61	\$43,605.00	\$24,225.00	HFN3C
62	\$44,515.00	\$24,730.00	HFN3C
63	\$45,425.00	\$25,235.00	HFN3C
64	\$46,335.00	\$25,740.00	HFN3C
65	\$47,245.00	\$26,245.00	HFN3C
66	\$48,155.00	\$26,750.00	HFN3C
67	\$49,065.00	\$27,255.00	HFN3C
68	\$49,975.00	\$27,760.00	HFN3C
69	\$50,885.00	\$28,265.00	HFN3C
70	\$51,795.00	\$28,770.00	HFN3C
71	\$52,705.00	\$29,275.00	HFN3C
72	\$53,615.00	\$29,780.00	HFN3C
73	\$54,525.00	\$30,285.00	HFN3C
74	\$55,435.00	\$30,790.00	HFN3C
75	\$56,345.00	\$31,295.00	HFN3C
76	\$57,255.00	\$31,800.00	HFN3C
77	\$58,165.00	\$32,305.00	HFN3C
78	\$59,075.00	\$32,810.00	HFN3C
79	\$59,985.00	\$33,315.00	HFN3C
80	\$60,895.00	\$33,820.00	HFN3C
81	\$61,805.00	\$34,325.00	HFN3C
82	\$62,715.00	\$34,830.00	HFN3C
83	\$63,625.00	\$35,335.00	HFN3C
84	\$64,535.00	\$35,840.00	HFN3C
85	\$65,445.00	\$36,345.00	HFN3C
86	\$66,355.00	\$36,850.00	HFN3C
87	\$67,265.00	\$37,355.00	HFN3C
88	\$68,175.00	\$37,860.00	HFN3C
89	\$69,085.00	\$38,365.00	HFN3C
90	\$69,995.00	\$38,870.00	HFN3C

ISSUED: JUNE 16, 2011

EFFECTIVE: JULY 1, 2011

ACCESS SERVICE

23 – Metropolitan Statistical Area Access Services (Cont'd)

23.5 Rates and Charges (Cont'd)

23.5.2 BellSouth SPA Service (Cont'd)

23.5.2.20 BellSouth SPA Managed Shared Network Service (Cont'd)

(A) DS3 Service - Flat rate per Local Channel, per Aggregation Location.
 (Cont'd)

(3) Zone 3 (Cont'd)

(a) Alabama (Cont'd)

<u>Quantity of DS3s Per Aggregation Location</u>	<u>Month to Month/ 12 Month Rate</u>	<u>60 Month Rate</u>	<u>USOC</u>
91	\$70,905.00	\$39,375.00	HFN3C
92	\$71,815.00	\$39,880.00	HFN3C
93	\$72,725.00	\$40,385.00	HFN3C
94	\$73,635.00	\$40,890.00	HFN3C
95	\$74,545.00	\$41,395.00	HFN3C
96	\$75,455.00	\$41,900.00	HFN3C
97	\$76,365.00	\$42,405.00	HFN3C
98	\$77,275.00	\$42,910.00	HFN3C
99	\$78,185.00	\$43,415.00	HFN3C
100	\$79,095.00	\$43,920.00	HFN3C
101	\$80,005.00	\$44,425.00	HFN3C
102	\$80,915.00	\$44,930.00	HFN3C
103	\$81,825.00	\$45,435.00	HFN3C
104	\$82,735.00	\$45,940.00	HFN3C
105	\$83,645.00	\$46,445.00	HFN3C
106	\$84,555.00	\$46,950.00	HFN3C
107	\$85,465.00	\$47,455.00	HFN3C
108	\$86,375.00	\$47,960.00	HFN3C
109	\$87,285.00	\$48,465.00	HFN3C
110	\$88,195.00	\$48,970.00	HFN3C
111	\$89,105.00	\$49,475.00	HFN3C
112	\$90,015.00	\$49,980.00	HFN3C
113	\$90,925.00	\$50,485.00	HFN3C
114	\$91,835.00	\$50,990.00	HFN3C
115	\$92,745.00	\$51,495.00	HFN3C
116	\$93,655.00	\$52,000.00	HFN3C
117	\$94,565.00	\$52,505.00	HFN3C
118	\$95,475.00	\$53,010.00	HFN3C
119	\$96,385.00	\$53,515.00	HFN3C
120	\$97,295.00	\$54,020.00	HFN3C

ISSUED: JUNE 16, 2011

EFFECTIVE: JULY 1, 2011

ACCESS SERVICE

23 – Metropolitan Statistical Area Access Services (Cont'd)

23.5 Rates and Charges (Cont'd)

23.5.2 BellSouth SPA Service (Cont'd)

23.5.2.20 BellSouth SPA Managed Shared Network Service (Cont'd)

(A) DS3 Service - Flat rate per Local Channel, per Aggregation Location.
 (Cont'd)

(3) Zone 3 (Cont'd)

(a) Alabama (Cont'd)

<u>Quantity of DS3s Per Aggregation Location</u>	<u>Month to Month/ 12 Month Rate</u>	<u>60 Month Rate</u>	<u>USOC</u>
121	\$98,205.00	\$54,525.00	HFN3C
122	\$99,115.00	\$55,030.00	HFN3C
123	\$100,025.00	\$55,535.00	HFN3C
124	\$100,935.00	\$56,040.00	HFN3C
125	\$101,845.00	\$56,545.00	HFN3C
126	\$102,755.00	\$57,050.00	HFN3C
127	\$103,665.00	\$57,555.00	HFN3C
128	\$104,575.00	\$58,060.00	HFN3C
129	\$105,485.00	\$58,565.00	HFN3C
130	\$106,395.00	\$59,070.00	HFN3C
131	\$107,305.00	\$59,575.00	HFN3C
132	\$108,215.00	\$60,080.00	HFN3C
133	\$109,125.00	\$60,585.00	HFN3C
134	\$110,035.00	\$61,090.00	HFN3C
135	\$110,945.00	\$61,595.00	HFN3C
136	\$111,855.00	\$62,100.00	HFN3C
137	\$112,765.00	\$62,605.00	HFN3C
138	\$113,675.00	\$63,110.00	HFN3C
139	\$114,585.00	\$63,615.00	HFN3C
140	\$115,495.00	\$64,120.00	HFN3C
141	\$116,405.00	\$64,625.00	HFN3C
142	\$117,315.00	\$65,130.00	HFN3C
143	\$118,225.00	\$65,635.00	HFN3C
144	\$119,135.00	\$66,140.00	HFN3C
145	\$119,810.00	\$66,560.00	HFN3C
146	\$120,720.00	\$67,070.00	HFN3C
147	\$121,630.00	\$67,570.00	HFN3C
148	\$122,530.00	\$68,080.00	HFN3C
149	\$123,440.00	\$68,580.00	HFN3C
150	\$124,340.00	\$69,080.00	HFN3C

ISSUED: JUNE 16, 2011

EFFECTIVE: JULY 1, 2011

ACCESS SERVICE

23 – Metropolitan Statistical Area Access Services (Cont'd)

23.5 Rates and Charges (Cont'd)

23.5.2 BellSouth SPA Service (Cont'd)

23.5.2.20 BellSouth SPA Managed Shared Network Service (Cont'd)

(A) DS3 Service - Flat rate per Local Channel, per Aggregation Location.
 (Cont'd)

(3) Zone 3 (Cont'd)

(a) Alabama (Cont'd)

<u>Quantity of DS3s Per Aggregation Location</u>	<u>Month to Month/ 12 Month Rate</u>	<u>60 Month Rate</u>	<u>USOC</u>
151	\$125,260.00	\$69,590.00	HFN3C
152	\$126,170.00	\$70,090.00	HFN3C
153	\$127,070.00	\$70,600.00	HFN3C
154	\$127,980.00	\$71,100.00	HFN3C
155	\$128,880.00	\$71,600.00	HFN3C
156	\$129,790.00	\$72,110.00	HFN3C
157	\$130,700.00	\$72,610.00	HFN3C
158	\$131,600.00	\$73,120.00	HFN3C
159	\$132,520.00	\$73,620.00	HFN3C
160	\$133,420.00	\$74,120.00	HFN3C
161	\$134,330.00	\$74,630.00	HFN3C
162	\$135,240.00	\$75,130.00	HFN3C
163	\$136,140.00	\$75,640.00	HFN3C
164	\$137,050.00	\$76,140.00	HFN3C
165	\$137,950.00	\$76,640.00	HFN3C
166	\$138,860.00	\$77,150.00	HFN3C
167	\$139,780.00	\$77,650.00	HFN3C
168	\$140,680.00	\$78,160.00	HFN3C
169	\$141,590.00	\$78,660.00	HFN3C
170	\$142,490.00	\$79,160.00	HFN3C
171	\$143,400.00	\$79,670.00	HFN3C
172	\$144,310.00	\$80,170.00	HFN3C
173	\$145,210.00	\$80,680.00	HFN3C
174	\$146,120.00	\$81,180.00	HFN3C
175	\$147,020.00	\$81,680.00	HFN3C
176	\$147,940.00	\$82,190.00	HFN3C
177	\$148,850.00	\$82,690.00	HFN3C
178	\$149,750.00	\$83,200.00	HFN3C
179	\$150,660.00	\$83,700.00	HFN3C
180	\$151,560.00	\$84,200.00	HFN3C

ISSUED: JUNE 16, 2011

EFFECTIVE: JULY 1, 2011

ACCESS SERVICE

23 – Metropolitan Statistical Area Access Services (Cont'd)

23.5 Rates and Charges (Cont'd)

23.5.2 BellSouth SPA Service (Cont'd)

23.5.2.20 BellSouth SPA Managed Shared Network Service (Cont'd)

(A) DS3 Service - Flat rate per Local Channel, per Aggregation Location.
(Cont'd)

(3) Zone 3 (Cont'd)

(a) Alabama (Cont'd)

<u>Quantity of DS3s Per Aggregation Location</u>	<u>Month to Month/ 12 Month Rate</u>	<u>60 Month Rate</u>	<u>USOC</u>
181	\$152,470.00	\$84,710.00	HFN3C
182	\$153,380.00	\$85,210.00	HFN3C
183	\$154,280.00	\$85,720.00	HFN3C
184	\$155,200.00	\$86,220.00	HFN3C
185	\$156,100.00	\$86,720.00	HFN3C
186	\$157,010.00	\$87,230.00	HFN3C
187	\$157,920.00	\$87,730.00	HFN3C
188	\$158,820.00	\$88,240.00	HFN3C
189	\$159,730.00	\$88,740.00	HFN3C
190	\$160,630.00	\$89,240.00	HFN3C
191	\$161,540.00	\$89,750.00	HFN3C
192	\$162,460.00	\$90,250.00	HFN3C

ISSUED: JUNE 16, 2011

EFFECTIVE: JULY 1, 2011

ACCESS SERVICE

23 – Metropolitan Statistical Area Access Services (Cont'd)

23.5 Rates and Charges (Cont'd)

23.5.2 BellSouth SPA Service (Cont'd)

23.5.2.20 BellSouth SPA Managed Shared Network Service (Cont'd)

(A) DS3 service - Flat rate per Local Channel, per Aggregation Location.
 (Cont'd)

(3) Zone 3 (Cont'd)

(b) Florida

<u>Quantity of DS3s Per Aggregation Location</u>	<u>Month to Month/ 12 Month Rate</u>	<u>60 Month Rate</u>	<u>USOC</u>
1	\$8,515.00	\$4,730.00	HFN3C
2	\$8,774.00	\$4,874.00	HFN3C
3	\$9,034.00	\$5,018.00	HFN3C
4	\$9,293.00	\$5,162.00	HFN3C
5	\$10,589.00	\$5,882.00	HFN3C
6	\$11,885.00	\$6,602.00	HFN3C
7	\$13,351.00	\$7,417.00	HFN3C
8	\$14,752.00	\$8,195.00	HFN3C
9	\$16,086.00	\$8,936.00	HFN3C
10	\$17,357.00	\$9,642.00	HFN3C
11	\$18,568.00	\$10,315.00	HFN3C
12	\$19,715.00	\$10,952.00	HFN3C
13	\$20,806.00	\$11,558.00	HFN3C
14	\$21,842.00	\$12,134.00	HFN3C
15	\$22,823.00	\$12,679.00	HFN3C
16	\$23,754.00	\$13,196.00	HFN3C
17	\$24,632.00	\$13,685.00	HFN3C
18	\$25,462.00	\$14,146.00	HFN3C
19	\$26,244.00	\$14,580.00	HFN3C
20	\$26,983.00	\$14,990.00	HFN3C
21	\$27,682.00	\$15,378.00	HFN3C
22	\$28,334.00	\$15,742.00	HFN3C
23	\$28,952.00	\$16,085.00	HFN3C
24	\$29,527.00	\$16,404.00	HFN3C
25	\$30,076.00	\$16,709.00	HFN3C
26	\$30,586.00	\$16,992.00	HFN3C
27	\$31,066.00	\$17,258.00	HFN3C
28	\$31,517.00	\$17,509.00	HFN3C
29	\$31,937.00	\$17,742.00	HFN3C
30	\$32,335.00	\$17,964.00	HFN3C

ISSUED: JUNE 16, 2011

EFFECTIVE: JULY 1, 2011

ACCESS SERVICE

23 – Metropolitan Statistical Area Access Services (Cont'd)

23.5 Rates and Charges (Cont'd)

23.5.2 BellSouth SPA Service (Cont'd)

23.5.2.20 BellSouth SPA Managed Shared Network Service (Cont'd)

(A) DS3 service - Flat rate per Local Channel, per Aggregation Location.
 (Cont'd)

(3) Zone 3 (Cont'd)

(b) Florida (Cont'd)

<u>Quantity of DS3s Per Aggregation Location</u>	<u>Month to Month/ 12 Month Rate</u>	<u>60 Month Rate</u>	<u>USOC</u>
31	\$32,710.00	\$18,172.00	HFN3C
32	\$33,060.00	\$18,366.00	HFN3C
33	\$33,389.00	\$18,550.00	HFN3C
34	\$33,704.00	\$18,725.00	HFN3C
35	\$34,003.00	\$18,890.00	HFN3C
36	\$34,282.00	\$19,045.00	HFN3C
37	\$34,552.00	\$19,195.00	HFN3C
38	\$34,813.00	\$19,340.00	HFN3C
39	\$35,065.00	\$19,481.00	HFN3C
40	\$35,308.00	\$19,615.00	HFN3C
41	\$35,549.00	\$19,750.00	HFN3C
42	\$35,785.00	\$19,880.00	HFN3C
43	\$36,020.00	\$20,011.00	HFN3C
44	\$36,258.00	\$20,143.00	HFN3C
45	\$36,496.00	\$20,275.00	HFN3C
46	\$36,740.00	\$20,411.00	HFN3C
47	\$36,991.00	\$20,550.00	HFN3C
48	\$37,250.00	\$20,694.00	HFN3C
49	\$38,028.00	\$21,126.00	HFN3C
50	\$38,741.00	\$21,522.00	HFN3C
51	\$39,389.00	\$21,882.00	HFN3C
52	\$39,972.00	\$22,206.00	HFN3C
53	\$40,231.00	\$22,350.00	HFN3C
54	\$40,750.00	\$22,638.00	HFN3C
55	\$41,203.00	\$22,890.00	HFN3C
56	\$41,592.00	\$23,106.00	HFN3C
57	\$41,851.00	\$23,250.00	HFN3C
58	\$42,175.00	\$23,430.00	HFN3C
59	\$42,434.00	\$23,574.00	HFN3C
60	\$42,694.00	\$23,718.00	HFN3C

ISSUED: JUNE 16, 2011

EFFECTIVE: JULY 1, 2011

ACCESS SERVICE

23 – Metropolitan Statistical Area Access Services (Cont'd)

23.5 Rates and Charges (Cont'd)

23.5.2 BellSouth SPA Service (Cont'd)

23.5.2.20 BellSouth SPA Managed Shared Network Service (Cont'd)

(A) DS3 Service - Flat rate per Local Channel, per Aggregation Location.
 (Cont'd)

(3) Zone 3 (Cont'd)

(b) Florida (Cont'd)

<u>Quantity of DS3s Per Aggregation Location</u>	<u>Month to Month/ 12 Month Rate</u>	<u>60 Month Rate</u>	<u>USOC</u>
61	\$43,605.00	\$24,225.00	HFN3C
62	\$44,515.00	\$24,730.00	HFN3C
63	\$45,425.00	\$25,235.00	HFN3C
64	\$46,335.00	\$25,740.00	HFN3C
65	\$47,245.00	\$26,245.00	HFN3C
66	\$48,155.00	\$26,750.00	HFN3C
67	\$49,065.00	\$27,255.00	HFN3C
68	\$49,975.00	\$27,760.00	HFN3C
69	\$50,885.00	\$28,265.00	HFN3C
70	\$51,795.00	\$28,770.00	HFN3C
71	\$52,705.00	\$29,275.00	HFN3C
72	\$53,615.00	\$29,780.00	HFN3C
73	\$54,525.00	\$30,285.00	HFN3C
74	\$55,435.00	\$30,790.00	HFN3C
75	\$56,345.00	\$31,295.00	HFN3C
76	\$57,255.00	\$31,800.00	HFN3C
77	\$58,165.00	\$32,305.00	HFN3C
78	\$59,075.00	\$32,810.00	HFN3C
79	\$59,985.00	\$33,315.00	HFN3C
80	\$60,895.00	\$33,820.00	HFN3C
81	\$61,805.00	\$34,325.00	HFN3C
82	\$62,715.00	\$34,830.00	HFN3C
83	\$63,625.00	\$35,335.00	HFN3C
84	\$64,535.00	\$35,840.00	HFN3C
85	\$65,445.00	\$36,345.00	HFN3C
86	\$66,355.00	\$36,850.00	HFN3C
87	\$67,265.00	\$37,355.00	HFN3C
88	\$68,175.00	\$37,860.00	HFN3C
89	\$69,085.00	\$38,365.00	HFN3C
90	\$69,995.00	\$38,870.00	HFN3C

ISSUED: JUNE 16, 2011

EFFECTIVE: JULY 1, 2011

ACCESS SERVICE

23 – Metropolitan Statistical Area Access Services (Cont'd)

23.5 Rates and Charges (Cont'd)

23.5.2 BellSouth SPA Service (Cont'd)

23.5.2.20 BellSouth SPA Managed Shared Network Service (Cont'd)

(A) DS3 Service - Flat rate per Local Channel, per Aggregation Location.
 (Cont'd)

(3) Zone 3 (Cont'd)

(b) Florida (Cont'd)

<u>Quantity of DS3s Per Aggregation Location</u>	<u>Month to Month/ 12 Month Rate</u>	<u>60 Month Rate</u>	<u>USOC</u>
91	\$70,905.00	\$39,375.00	HFN3C
92	\$71,815.00	\$39,880.00	HFN3C
93	\$72,725.00	\$40,385.00	HFN3C
94	\$73,635.00	\$40,890.00	HFN3C
95	\$74,545.00	\$41,395.00	HFN3C
96	\$75,455.00	\$41,900.00	HFN3C
97	\$76,365.00	\$42,405.00	HFN3C
98	\$77,275.00	\$42,910.00	HFN3C
99	\$78,185.00	\$43,415.00	HFN3C
100	\$79,095.00	\$43,920.00	HFN3C
101	\$80,005.00	\$44,425.00	HFN3C
102	\$80,915.00	\$44,930.00	HFN3C
103	\$81,825.00	\$45,435.00	HFN3C
104	\$82,735.00	\$45,940.00	HFN3C
105	\$83,645.00	\$46,445.00	HFN3C
106	\$84,555.00	\$46,950.00	HFN3C
107	\$85,465.00	\$47,455.00	HFN3C
108	\$86,375.00	\$47,960.00	HFN3C
109	\$87,285.00	\$48,465.00	HFN3C
110	\$88,195.00	\$48,970.00	HFN3C
111	\$89,105.00	\$49,475.00	HFN3C
112	\$90,015.00	\$49,980.00	HFN3C
113	\$90,925.00	\$50,485.00	HFN3C
114	\$91,835.00	\$50,990.00	HFN3C
115	\$92,745.00	\$51,495.00	HFN3C
116	\$93,655.00	\$52,000.00	HFN3C
117	\$94,565.00	\$52,505.00	HFN3C
118	\$95,475.00	\$53,010.00	HFN3C
119	\$96,385.00	\$53,515.00	HFN3C
120	\$97,295.00	\$54,020.00	HFN3C

ISSUED: JUNE 16, 2011

EFFECTIVE: JULY 1, 2011

ACCESS SERVICE

23 – Metropolitan Statistical Area Access Services (Cont'd)

23.5 Rates and Charges (Cont'd)

23.5.2 BellSouth SPA Service (Cont'd)

23.5.2.20 BellSouth SPA Managed Shared Network Service (Cont'd)

(A) DS3 Service - Flat rate per Local Channel, per Aggregation Location.
 (Cont'd)

(3) Zone 3 (Cont'd)

(b) Florida (Cont'd)

<u>Quantity of DS3s Per Aggregation Location</u>	<u>Month to Month/ 12 Month Rate</u>	<u>60 Month Rate</u>	<u>USOC</u>
121	\$98,205.00	\$54,525.00	HFN3C
122	\$99,115.00	\$55,030.00	HFN3C
123	\$100,025.00	\$55,535.00	HFN3C
124	\$100,935.00	\$56,040.00	HFN3C
125	\$101,845.00	\$56,545.00	HFN3C
126	\$102,755.00	\$57,050.00	HFN3C
127	\$103,665.00	\$57,555.00	HFN3C
128	\$104,575.00	\$58,060.00	HFN3C
129	\$105,485.00	\$58,565.00	HFN3C
130	\$106,395.00	\$59,070.00	HFN3C
131	\$107,305.00	\$59,575.00	HFN3C
132	\$108,215.00	\$60,080.00	HFN3C
133	\$109,125.00	\$60,585.00	HFN3C
134	\$110,035.00	\$61,090.00	HFN3C
135	\$110,945.00	\$61,595.00	HFN3C
136	\$111,855.00	\$62,100.00	HFN3C
137	\$112,765.00	\$62,605.00	HFN3C
138	\$113,675.00	\$63,110.00	HFN3C
139	\$114,585.00	\$63,615.00	HFN3C
140	\$115,495.00	\$64,120.00	HFN3C
141	\$116,405.00	\$64,625.00	HFN3C
142	\$117,315.00	\$65,130.00	HFN3C
143	\$118,225.00	\$65,635.00	HFN3C
144	\$119,135.00	\$66,140.00	HFN3C
145	\$119,810.00	\$66,560.00	HFN3C
146	\$120,720.00	\$67,070.00	HFN3C
147	\$121,630.00	\$67,570.00	HFN3C
148	\$122,530.00	\$68,080.00	HFN3C
149	\$123,440.00	\$68,580.00	HFN3C
150	\$124,340.00	\$69,080.00	HFN3C

ISSUED: JUNE 16, 2011

EFFECTIVE: JULY 1, 2011

ACCESS SERVICE

23 – Metropolitan Statistical Area Access Services (Cont'd)

23.5 Rates and Charges (Cont'd)

23.5.2 BellSouth SPA Service (Cont'd)

23.5.2.20 BellSouth SPA Managed Shared Network Service (Cont'd)

(A) DS3 Service - Flat rate per Local Channel, per Aggregation Location.
 (Cont'd)

(3) Zone 3 (Cont'd)
 (b) Florida (Cont'd)

<u>Quantity of DS3s Per Aggregation Location</u>	<u>Month to Month/ 12 Month Rate</u>	<u>60 Month Rate</u>	<u>USOC</u>
151	\$125,260.00	\$69,590.00	HFN3C
152	\$126,170.00	\$70,090.00	HFN3C
153	\$127,070.00	\$70,600.00	HFN3C
154	\$127,980.00	\$71,100.00	HFN3C
155	\$128,880.00	\$71,600.00	HFN3C
156	\$129,790.00	\$72,110.00	HFN3C
157	\$130,700.00	\$72,610.00	HFN3C
158	\$131,600.00	\$73,120.00	HFN3C
159	\$132,520.00	\$73,620.00	HFN3C
160	\$133,420.00	\$74,120.00	HFN3C
161	\$134,330.00	\$74,630.00	HFN3C
162	\$135,240.00	\$75,130.00	HFN3C
163	\$136,140.00	\$75,640.00	HFN3C
164	\$137,050.00	\$76,140.00	HFN3C
165	\$137,950.00	\$76,640.00	HFN3C
166	\$138,860.00	\$77,150.00	HFN3C
167	\$139,780.00	\$77,650.00	HFN3C
168	\$140,680.00	\$78,160.00	HFN3C
169	\$141,590.00	\$78,660.00	HFN3C
170	\$142,490.00	\$79,160.00	HFN3C
171	\$143,400.00	\$79,670.00	HFN3C
172	\$144,310.00	\$80,170.00	HFN3C
173	\$145,210.00	\$80,680.00	HFN3C
174	\$146,120.00	\$81,180.00	HFN3C
175	\$147,020.00	\$81,680.00	HFN3C
176	\$147,940.00	\$82,190.00	HFN3C
177	\$148,850.00	\$82,690.00	HFN3C
178	\$149,750.00	\$83,200.00	HFN3C
179	\$150,660.00	\$83,700.00	HFN3C
180	\$151,560.00	\$84,200.00	HFN3C

ISSUED: JUNE 16, 2011

EFFECTIVE: JULY 1, 2011

ACCESS SERVICE

23 – Metropolitan Statistical Area Access Services (Cont'd)

23.5 Rates and Charges (Cont'd)

23.5.2 BellSouth SPA Service (Cont'd)

23.5.2.20 BellSouth SPA Managed Shared Network Service (Cont'd)

(A) DS3 Service - Flat rate per Local Channel, per Aggregation Location.
(Cont'd)

(3) Zone 3 (Cont'd)

(b) Florida (Cont'd)

<u>Quantity of DS3s Per Aggregation Location</u>	<u>Month to Month/ 12 Month Rate</u>	<u>60 Month Rate</u>	<u>USOC</u>
181	\$152,470.00	\$84,710.00	HFN3C
182	\$153,380.00	\$85,210.00	HFN3C
183	\$154,280.00	\$85,720.00	HFN3C
184	\$155,200.00	\$86,220.00	HFN3C
185	\$156,100.00	\$86,720.00	HFN3C
186	\$157,010.00	\$87,230.00	HFN3C
187	\$157,920.00	\$87,730.00	HFN3C
188	\$158,820.00	\$88,240.00	HFN3C
189	\$159,730.00	\$88,740.00	HFN3C
190	\$160,630.00	\$89,240.00	HFN3C
191	\$161,540.00	\$89,750.00	HFN3C
192	\$162,460.00	\$90,250.00	HFN3C

ISSUED: JUNE 16, 2011

EFFECTIVE: JULY 1, 2011

ACCESS SERVICE

23 – Metropolitan Statistical Area Access Services (Cont'd)

23.5 Rates and Charges (Cont'd)

23.5.2 BellSouth SPA Service (Cont'd)

23.5.2.20 BellSouth SPA Managed Shared Network Service (Cont'd)

(A) DS3 service - Flat rate per Local Channel, per Aggregation Location.
 (Cont'd)

(3) Zone 3 (Cont'd)

(c) Georgia

<u>Quantity of DS3s Per</u> <u>Aggregation Location</u>	<u>Month to Month/</u> <u>12 Month Rate</u>	<u>60 Month Rate</u>	<u>USOC</u>
1	\$8,515.00	\$4,730.00	HFN3C
2	\$8,774.00	\$4,874.00	HFN3C
3	\$9,034.00	\$5,018.00	HFN3C
4	\$9,293.00	\$5,162.00	HFN3C
5	\$10,589.00	\$5,882.00	HFN3C
6	\$11,885.00	\$6,602.00	HFN3C
7	\$13,351.00	\$7,417.00	HFN3C
8	\$14,752.00	\$8,195.00	HFN3C
9	\$16,086.00	\$8,936.00	HFN3C
10	\$17,357.00	\$9,642.00	HFN3C
11	\$18,568.00	\$10,315.00	HFN3C
12	\$19,715.00	\$10,952.00	HFN3C
13	\$20,806.00	\$11,558.00	HFN3C
14	\$21,842.00	\$12,134.00	HFN3C
15	\$22,823.00	\$12,679.00	HFN3C
16	\$23,754.00	\$13,196.00	HFN3C
17	\$24,632.00	\$13,685.00	HFN3C
18	\$25,462.00	\$14,146.00	HFN3C
19	\$26,244.00	\$14,580.00	HFN3C
20	\$26,983.00	\$14,990.00	HFN3C
21	\$27,682.00	\$15,378.00	HFN3C
22	\$28,334.00	\$15,742.00	HFN3C
23	\$28,952.00	\$16,085.00	HFN3C
24	\$29,527.00	\$16,404.00	HFN3C
25	\$30,076.00	\$16,709.00	HFN3C
26	\$30,586.00	\$16,992.00	HFN3C
27	\$31,066.00	\$17,258.00	HFN3C
28	\$31,517.00	\$17,509.00	HFN3C
29	\$31,937.00	\$17,742.00	HFN3C
30	\$32,335.00	\$17,964.00	HFN3C

ISSUED: JUNE 16, 2011

EFFECTIVE: JULY 1, 2011

ACCESS SERVICE

23 – Metropolitan Statistical Area Access Services (Cont'd)

23.5 Rates and Charges (Cont'd)

23.5.2 BellSouth SPA Service (Cont'd)

23.5.2.20 BellSouth SPA Managed Shared Network Service (Cont'd)

(A) DS3 service - Flat rate per Local Channel, per Aggregation Location.
 (Cont'd)

(3) Zone 3 (Cont'd)

(c) Georgia (Cont'd)

<u>Quantity of DS3s Per Aggregation Location</u>	<u>Month to Month/ 12 Month Rate</u>	<u>60 Month Rate</u>	<u>USOC</u>
31	\$32,710.00	\$18,172.00	HFN3C
32	\$33,060.00	\$18,366.00	HFN3C
33	\$33,389.00	\$18,550.00	HFN3C
34	\$33,704.00	\$18,725.00	HFN3C
35	\$34,003.00	\$18,890.00	HFN3C
36	\$34,282.00	\$19,045.00	HFN3C
37	\$34,552.00	\$19,195.00	HFN3C
38	\$34,813.00	\$19,340.00	HFN3C
39	\$35,065.00	\$19,481.00	HFN3C
40	\$35,308.00	\$19,615.00	HFN3C
41	\$35,549.00	\$19,750.00	HFN3C
42	\$35,785.00	\$19,880.00	HFN3C
43	\$36,020.00	\$20,011.00	HFN3C
44	\$36,258.00	\$20,143.00	HFN3C
45	\$36,496.00	\$20,275.00	HFN3C
46	\$36,740.00	\$20,411.00	HFN3C
47	\$36,991.00	\$20,550.00	HFN3C
48	\$37,250.00	\$20,694.00	HFN3C
49	\$38,028.00	\$21,126.00	HFN3C
50	\$38,741.00	\$21,522.00	HFN3C
51	\$39,389.00	\$21,882.00	HFN3C
52	\$39,972.00	\$22,206.00	HFN3C
53	\$40,231.00	\$22,350.00	HFN3C
54	\$40,750.00	\$22,638.00	HFN3C
55	\$41,203.00	\$22,890.00	HFN3C
56	\$41,592.00	\$23,106.00	HFN3C
57	\$41,851.00	\$23,250.00	HFN3C
58	\$42,175.00	\$23,430.00	HFN3C
59	\$42,434.00	\$23,574.00	HFN3C
60	\$42,694.00	\$23,718.00	HFN3C

ISSUED: JUNE 16, 2011

EFFECTIVE: JULY 1, 2011

ACCESS SERVICE

23 – Metropolitan Statistical Area Access Services (Cont'd)

23.5 Rates and Charges (Cont'd)

23.5.2 BellSouth SPA Service (Cont'd)

23.5.2.20 BellSouth SPA Managed Shared Network Service (Cont'd)

(A) DS3 Service - Flat rate per Local Channel, per Aggregation Location.
(Cont'd)

(3) Zone 3 (Cont'd)

(c) Georgia (Cont'd)

<u>Quantity of DS3s Per Aggregation Location</u>	<u>Month to Month/ 12 Month Rate</u>	<u>60 Month Rate</u>	<u>USOC</u>
61	\$43,605.00	\$24,225.00	HFN3C
62	\$44,515.00	\$24,730.00	HFN3C
63	\$45,425.00	\$25,235.00	HFN3C
64	\$46,335.00	\$25,740.00	HFN3C
65	\$47,245.00	\$26,245.00	HFN3C
66	\$48,155.00	\$26,750.00	HFN3C
67	\$49,065.00	\$27,255.00	HFN3C
68	\$49,975.00	\$27,760.00	HFN3C
69	\$50,885.00	\$28,265.00	HFN3C
70	\$51,795.00	\$28,770.00	HFN3C
71	\$52,705.00	\$29,275.00	HFN3C
72	\$53,615.00	\$29,780.00	HFN3C
73	\$54,525.00	\$30,285.00	HFN3C
74	\$55,435.00	\$30,790.00	HFN3C
75	\$56,345.00	\$31,295.00	HFN3C
76	\$57,255.00	\$31,800.00	HFN3C
77	\$58,165.00	\$32,305.00	HFN3C
78	\$59,075.00	\$32,810.00	HFN3C
79	\$59,985.00	\$33,315.00	HFN3C
80	\$60,895.00	\$33,820.00	HFN3C
81	\$61,805.00	\$34,325.00	HFN3C
82	\$62,715.00	\$34,830.00	HFN3C
83	\$63,625.00	\$35,335.00	HFN3C
84	\$64,535.00	\$35,840.00	HFN3C
85	\$65,445.00	\$36,345.00	HFN3C
86	\$66,355.00	\$36,850.00	HFN3C
87	\$67,265.00	\$37,355.00	HFN3C
88	\$68,175.00	\$37,860.00	HFN3C
89	\$69,085.00	\$38,365.00	HFN3C
90	\$69,995.00	\$38,870.00	HFN3C

ISSUED: JUNE 16, 2011

EFFECTIVE: JULY 1, 2011

ACCESS SERVICE

23 – Metropolitan Statistical Area Access Services (Cont'd)

23.5 Rates and Charges (Cont'd)

23.5.2 BellSouth SPA Service (Cont'd)

23.5.2.20 BellSouth SPA Managed Shared Network Service (Cont'd)

(A) DS3 Service - Flat rate per Local Channel, per Aggregation Location.
 (Cont'd)

(3) Zone 3 (Cont'd)

(c) Georgia (Cont'd)

<u>Quantity of DS3s Per Aggregation Location</u>	<u>Month to Month/ 12 Month Rate</u>	<u>60 Month Rate</u>	<u>USOC</u>
91	\$70,905.00	\$39,375.00	HFN3C
92	\$71,815.00	\$39,880.00	HFN3C
93	\$72,725.00	\$40,385.00	HFN3C
94	\$73,635.00	\$40,890.00	HFN3C
95	\$74,545.00	\$41,395.00	HFN3C
96	\$75,455.00	\$41,900.00	HFN3C
97	\$76,365.00	\$42,405.00	HFN3C
98	\$77,275.00	\$42,910.00	HFN3C
99	\$78,185.00	\$43,415.00	HFN3C
100	\$79,095.00	\$43,920.00	HFN3C
101	\$80,005.00	\$44,425.00	HFN3C
102	\$80,915.00	\$44,930.00	HFN3C
103	\$81,825.00	\$45,435.00	HFN3C
104	\$82,735.00	\$45,940.00	HFN3C
105	\$83,645.00	\$46,445.00	HFN3C
106	\$84,555.00	\$46,950.00	HFN3C
107	\$85,465.00	\$47,455.00	HFN3C
108	\$86,375.00	\$47,960.00	HFN3C
109	\$87,285.00	\$48,465.00	HFN3C
110	\$88,195.00	\$48,970.00	HFN3C
111	\$89,105.00	\$49,475.00	HFN3C
112	\$90,015.00	\$49,980.00	HFN3C
113	\$90,925.00	\$50,485.00	HFN3C
114	\$91,835.00	\$50,990.00	HFN3C
115	\$92,745.00	\$51,495.00	HFN3C
116	\$93,655.00	\$52,000.00	HFN3C
117	\$94,565.00	\$52,505.00	HFN3C
118	\$95,475.00	\$53,010.00	HFN3C
119	\$96,385.00	\$53,515.00	HFN3C
120	\$97,295.00	\$54,020.00	HFN3C

ISSUED: JUNE 16, 2011

EFFECTIVE: JULY 1, 2011

ACCESS SERVICE

23 – Metropolitan Statistical Area Access Services (Cont'd)

23.5 Rates and Charges (Cont'd)

23.5.2 BellSouth SPA Service (Cont'd)

23.5.20 BellSouth SPA Managed Shared Network Service (Cont'd)

(A) DS3 Service - Flat rate per Local Channel, per Aggregation Location.
(Cont'd)

(3) Zone 3 (Cont'd)

(c) Georgia (Cont'd)

<u>Quantity of DS3s Per Aggregation Location</u>	<u>Month to Month/ 12 Month Rate</u>	<u>60 Month Rate</u>	<u>USOC</u>
121	\$98,205.00	\$54,525.00	HFN3C
122	\$99,115.00	\$55,030.00	HFN3C
123	\$100,025.00	\$55,535.00	HFN3C
124	\$100,935.00	\$56,040.00	HFN3C
125	\$101,845.00	\$56,545.00	HFN3C
126	\$102,755.00	\$57,050.00	HFN3C
127	\$103,665.00	\$57,555.00	HFN3C
128	\$104,575.00	\$58,060.00	HFN3C
129	\$105,485.00	\$58,565.00	HFN3C
130	\$106,395.00	\$59,070.00	HFN3C
131	\$107,305.00	\$59,575.00	HFN3C
132	\$108,215.00	\$60,080.00	HFN3C
133	\$109,125.00	\$60,585.00	HFN3C
134	\$110,035.00	\$61,090.00	HFN3C
135	\$110,945.00	\$61,595.00	HFN3C
136	\$111,855.00	\$62,100.00	HFN3C
137	\$112,765.00	\$62,605.00	HFN3C
138	\$113,675.00	\$63,110.00	HFN3C
139	\$114,585.00	\$63,615.00	HFN3C
140	\$115,495.00	\$64,120.00	HFN3C
141	\$116,405.00	\$64,625.00	HFN3C
142	\$117,315.00	\$65,130.00	HFN3C
143	\$118,225.00	\$65,635.00	HFN3C
144	\$119,135.00	\$66,140.00	HFN3C
145	\$119,810.00	\$66,560.00	HFN3C
146	\$120,720.00	\$67,070.00	HFN3C
147	\$121,630.00	\$67,570.00	HFN3C
148	\$122,530.00	\$68,080.00	HFN3C
149	\$123,440.00	\$68,580.00	HFN3C
150	\$124,340.00	\$69,080.00	HFN3C

ISSUED: JUNE 16, 2011

EFFECTIVE: JULY 1, 2011

ACCESS SERVICE

23 – Metropolitan Statistical Area Access Services (Cont'd)

23.5 Rates and Charges (Cont'd)

23.5.2 BellSouth SPA Service (Cont'd)

23.5.2.20 BellSouth SPA Managed Shared Network Service (Cont'd)

(A) DS3 Service - Flat rate per Local Channel, per Aggregation Location.
(Cont'd)

(3) Zone 3 (Cont'd)
(c) Georgia (Cont'd)

<u>Quantity of DS3s Per Aggregation Location</u>	<u>Month to Month/ 12 Month Rate</u>	<u>60 Month Rate</u>	<u>USOC</u>
151	\$125,260.00	\$69,590.00	HFN3C
152	\$126,170.00	\$70,090.00	HFN3C
153	\$127,070.00	\$70,600.00	HFN3C
154	\$127,980.00	\$71,100.00	HFN3C
155	\$128,880.00	\$71,600.00	HFN3C
156	\$129,790.00	\$72,110.00	HFN3C
157	\$130,700.00	\$72,610.00	HFN3C
158	\$131,600.00	\$73,120.00	HFN3C
159	\$132,520.00	\$73,620.00	HFN3C
160	\$133,420.00	\$74,120.00	HFN3C
161	\$134,330.00	\$74,630.00	HFN3C
162	\$135,240.00	\$75,130.00	HFN3C
163	\$136,140.00	\$75,640.00	HFN3C
164	\$137,050.00	\$76,140.00	HFN3C
165	\$137,950.00	\$76,640.00	HFN3C
166	\$138,860.00	\$77,150.00	HFN3C
167	\$139,780.00	\$77,650.00	HFN3C
168	\$140,680.00	\$78,160.00	HFN3C
169	\$141,590.00	\$78,660.00	HFN3C
170	\$142,490.00	\$79,160.00	HFN3C
171	\$143,400.00	\$79,670.00	HFN3C
172	\$144,310.00	\$80,170.00	HFN3C
173	\$145,210.00	\$80,680.00	HFN3C
174	\$146,120.00	\$81,180.00	HFN3C
175	\$147,020.00	\$81,680.00	HFN3C
176	\$147,940.00	\$82,190.00	HFN3C
177	\$148,850.00	\$82,690.00	HFN3C
178	\$149,750.00	\$83,200.00	HFN3C
179	\$150,660.00	\$83,700.00	HFN3C
180	\$151,560.00	\$84,200.00	HFN3C

ISSUED: JUNE 16, 2011

EFFECTIVE: JULY 1, 2011

ACCESS SERVICE

23 – Metropolitan Statistical Area Access Services (Cont'd)

23.5 Rates and Charges (Cont'd)

23.5.2 BellSouth SPA Service (Cont'd)

23.5.2.20 BellSouth SPA Managed Shared Network Service (Cont'd)

(A) DS3 Service - Flat rate per Local Channel, per Aggregation Location.
(Cont'd)

(3) Zone 3 (Cont'd)

(c) Georgia (Cont'd)

<u>Quantity of DS3s Per Aggregation Location</u>	<u>Month to Month/ 12 Month Rate</u>	<u>60 Month Rate</u>	<u>USOC</u>
181	\$152,470.00	\$84,710.00	HFN3C
182	\$153,380.00	\$85,210.00	HFN3C
183	\$154,280.00	\$85,720.00	HFN3C
184	\$155,200.00	\$86,220.00	HFN3C
185	\$156,100.00	\$86,720.00	HFN3C
186	\$157,010.00	\$87,230.00	HFN3C
187	\$157,920.00	\$87,730.00	HFN3C
188	\$158,820.00	\$88,240.00	HFN3C
189	\$159,730.00	\$88,740.00	HFN3C
190	\$160,630.00	\$89,240.00	HFN3C
191	\$161,540.00	\$89,750.00	HFN3C
192	\$162,460.00	\$90,250.00	HFN3C

ISSUED: JUNE 16, 2011

EFFECTIVE: JULY 1, 2011

ACCESS SERVICE

23 – Metropolitan Statistical Area Access Services (Cont'd)

23.5 Rates and Charges (Cont'd)

23.5.2 BellSouth SPA Service (Cont'd)

23.5.2.20 BellSouth SPA Managed Shared Network Service (Cont'd)

(A) DS3 service - Flat rate per Local Channel, per Aggregation Location.
 (Cont'd)

(3) Zone 3 (Cont'd)

(d) Kentucky

<u>Quantity of DS3s Per Aggregation Location</u>	<u>Month to Month/ 12 Month Rate</u>	<u>60 Month Rate</u>	<u>USOC</u>
1	\$8,515.00	\$4,730.00	HFN3C
2	\$8,774.00	\$4,874.00	HFN3C
3	\$9,034.00	\$5,018.00	HFN3C
4	\$9,293.00	\$5,162.00	HFN3C
5	\$10,589.00	\$5,882.00	HFN3C
6	\$11,885.00	\$6,602.00	HFN3C
7	\$13,351.00	\$7,417.00	HFN3C
8	\$14,752.00	\$8,195.00	HFN3C
9	\$16,086.00	\$8,936.00	HFN3C
10	\$17,357.00	\$9,642.00	HFN3C
11	\$18,568.00	\$10,315.00	HFN3C
12	\$19,715.00	\$10,952.00	HFN3C
13	\$20,806.00	\$11,558.00	HFN3C
14	\$21,842.00	\$12,134.00	HFN3C
15	\$22,823.00	\$12,679.00	HFN3C
16	\$23,754.00	\$13,196.00	HFN3C
17	\$24,632.00	\$13,685.00	HFN3C
18	\$25,462.00	\$14,146.00	HFN3C
19	\$26,244.00	\$14,580.00	HFN3C
20	\$26,983.00	\$14,990.00	HFN3C
21	\$27,682.00	\$15,378.00	HFN3C
22	\$28,334.00	\$15,742.00	HFN3C
23	\$28,952.00	\$16,085.00	HFN3C
24	\$29,527.00	\$16,404.00	HFN3C
25	\$30,076.00	\$16,709.00	HFN3C
26	\$30,586.00	\$16,992.00	HFN3C
27	\$31,066.00	\$17,258.00	HFN3C
28	\$31,517.00	\$17,509.00	HFN3C
29	\$31,937.00	\$17,742.00	HFN3C
30	\$32,335.00	\$17,964.00	HFN3C

ISSUED: JUNE 16, 2011

EFFECTIVE: JULY 1, 2011

ACCESS SERVICE

23 – Metropolitan Statistical Area Access Services (Cont'd)

23.5 Rates and Charges (Cont'd)

23.5.2 BellSouth SPA Service (Cont'd)

23.5.2.20 BellSouth SPA Managed Shared Network Service (Cont'd)

(A) DS3 service - Flat rate per Local Channel, per Aggregation Location.
 (Cont'd)

(3) Zone 3 (Cont'd)

(d) Kentucky (Cont'd)

<u>Quantity of DS3s Per Aggregation Location</u>	<u>Month to Month/ 12 Month Rate</u>	<u>60 Month Rate</u>	<u>USOC</u>
31	\$32,710.00	\$18,172.00	HFN3C
32	\$33,060.00	\$18,366.00	HFN3C
33	\$33,389.00	\$18,550.00	HFN3C
34	\$33,704.00	\$18,725.00	HFN3C
35	\$34,003.00	\$18,890.00	HFN3C
36	\$34,282.00	\$19,045.00	HFN3C
37	\$34,552.00	\$19,195.00	HFN3C
38	\$34,813.00	\$19,340.00	HFN3C
39	\$35,065.00	\$19,481.00	HFN3C
40	\$35,308.00	\$19,615.00	HFN3C
41	\$35,549.00	\$19,750.00	HFN3C
42	\$35,785.00	\$19,880.00	HFN3C
43	\$36,020.00	\$20,011.00	HFN3C
44	\$36,258.00	\$20,143.00	HFN3C
45	\$36,496.00	\$20,275.00	HFN3C
46	\$36,740.00	\$20,411.00	HFN3C
47	\$36,991.00	\$20,550.00	HFN3C
48	\$37,250.00	\$20,694.00	HFN3C
49	\$38,028.00	\$21,126.00	HFN3C
50	\$38,741.00	\$21,522.00	HFN3C
51	\$39,389.00	\$21,882.00	HFN3C
52	\$39,972.00	\$22,206.00	HFN3C
53	\$40,231.00	\$22,350.00	HFN3C
54	\$40,750.00	\$22,638.00	HFN3C
55	\$41,203.00	\$22,890.00	HFN3C
56	\$41,592.00	\$23,106.00	HFN3C
57	\$41,851.00	\$23,250.00	HFN3C
58	\$42,175.00	\$23,430.00	HFN3C
59	\$42,434.00	\$23,574.00	HFN3C
60	\$42,694.00	\$23,718.00	HFN3C

ISSUED: JUNE 16, 2011

EFFECTIVE: JULY 1, 2011

ACCESS SERVICE

23 – Metropolitan Statistical Area Access Services (Cont'd)

23.5 Rates and Charges (Cont'd)

23.5.2 BellSouth SPA Service (Cont'd)

23.5.2.20 BellSouth SPA Managed Shared Network Service (Cont'd)

(A) DS3 Service - Flat rate per Local Channel, per Aggregation Location.
(Cont'd)

(3) Zone 3 (Cont'd)

(d) Kentucky (Cont'd)

<u>Quantity of DS3s Per Aggregation Location</u>	<u>Month to Month/ 12 Month Rate</u>	<u>60 Month Rate</u>	<u>USOC</u>
61	\$43,605.00	\$24,225.00	HFN3C
62	\$44,515.00	\$24,730.00	HFN3C
63	\$45,425.00	\$25,235.00	HFN3C
64	\$46,335.00	\$25,740.00	HFN3C
65	\$47,245.00	\$26,245.00	HFN3C
66	\$48,155.00	\$26,750.00	HFN3C
67	\$49,065.00	\$27,255.00	HFN3C
68	\$49,975.00	\$27,760.00	HFN3C
69	\$50,885.00	\$28,265.00	HFN3C
70	\$51,795.00	\$28,770.00	HFN3C
71	\$52,705.00	\$29,275.00	HFN3C
72	\$53,615.00	\$29,780.00	HFN3C
73	\$54,525.00	\$30,285.00	HFN3C
74	\$55,435.00	\$30,790.00	HFN3C
75	\$56,345.00	\$31,295.00	HFN3C
76	\$57,255.00	\$31,800.00	HFN3C
77	\$58,165.00	\$32,305.00	HFN3C
78	\$59,075.00	\$32,810.00	HFN3C
79	\$59,985.00	\$33,315.00	HFN3C
80	\$60,895.00	\$33,820.00	HFN3C
81	\$61,805.00	\$34,325.00	HFN3C
82	\$62,715.00	\$34,830.00	HFN3C
83	\$63,625.00	\$35,335.00	HFN3C
84	\$64,535.00	\$35,840.00	HFN3C
85	\$65,445.00	\$36,345.00	HFN3C
86	\$66,355.00	\$36,850.00	HFN3C
87	\$67,265.00	\$37,355.00	HFN3C
88	\$68,175.00	\$37,860.00	HFN3C
89	\$69,085.00	\$38,365.00	HFN3C
90	\$69,995.00	\$38,870.00	HFN3C

ISSUED: JUNE 16, 2011

EFFECTIVE: JULY 1, 2011

ACCESS SERVICE

23 – Metropolitan Statistical Area Access Services (Cont'd)

23.5 Rates and Charges (Cont'd)

23.5.2 BellSouth SPA Service (Cont'd)

23.5.2.20 BellSouth SPA Managed Shared Network Service (Cont'd)

(A) DS3 Service - Flat rate per Local Channel, per Aggregation Location.
(Cont'd)

(3) Zone 3 (Cont'd)

(d) Kentucky (Cont'd)

<u>Quantity of DS3s Per Aggregation Location</u>	<u>Month to Month/ 12 Month Rate</u>	<u>60 Month Rate</u>	<u>USOC</u>
91	\$70,905.00	\$39,375.00	HFN3C
92	\$71,815.00	\$39,880.00	HFN3C
93	\$72,725.00	\$40,385.00	HFN3C
94	\$73,635.00	\$40,890.00	HFN3C
95	\$74,545.00	\$41,395.00	HFN3C
96	\$75,455.00	\$41,900.00	HFN3C
97	\$76,365.00	\$42,405.00	HFN3C
98	\$77,275.00	\$42,910.00	HFN3C
99	\$78,185.00	\$43,415.00	HFN3C
100	\$79,095.00	\$43,920.00	HFN3C
101	\$80,005.00	\$44,425.00	HFN3C
102	\$80,915.00	\$44,930.00	HFN3C
103	\$81,825.00	\$45,435.00	HFN3C
104	\$82,735.00	\$45,940.00	HFN3C
105	\$83,645.00	\$46,445.00	HFN3C
106	\$84,555.00	\$46,950.00	HFN3C
107	\$85,465.00	\$47,455.00	HFN3C
108	\$86,375.00	\$47,960.00	HFN3C
109	\$87,285.00	\$48,465.00	HFN3C
110	\$88,195.00	\$48,970.00	HFN3C
111	\$89,105.00	\$49,475.00	HFN3C
112	\$90,015.00	\$49,980.00	HFN3C
113	\$90,925.00	\$50,485.00	HFN3C
114	\$91,835.00	\$50,990.00	HFN3C
115	\$92,745.00	\$51,495.00	HFN3C
116	\$93,655.00	\$52,000.00	HFN3C
117	\$94,565.00	\$52,505.00	HFN3C
118	\$95,475.00	\$53,010.00	HFN3C
119	\$96,385.00	\$53,515.00	HFN3C
120	\$97,295.00	\$54,020.00	HFN3C

ISSUED: JUNE 16, 2011

EFFECTIVE: JULY 1, 2011

ACCESS SERVICE

23 – Metropolitan Statistical Area Access Services (Cont'd)

23.5 Rates and Charges (Cont'd)

23.5.2 BellSouth SPA Service (Cont'd)

23.5.2.20 BellSouth SPA Managed Shared Network Service (Cont'd)

(A) DS3 Service - Flat rate per Local Channel, per Aggregation Location.
(Cont'd)

(3) Zone 3 (Cont'd)

(d) Kentucky (Cont'd)

<u>Quantity of DS3s Per Aggregation Location</u>	<u>Month to Month/ 12 Month Rate</u>	<u>60 Month Rate</u>	<u>USOC</u>
121	\$98,205.00	\$54,525.00	HFN3C
122	\$99,115.00	\$55,030.00	HFN3C
123	\$100,025.00	\$55,535.00	HFN3C
124	\$100,935.00	\$56,040.00	HFN3C
125	\$101,845.00	\$56,545.00	HFN3C
126	\$102,755.00	\$57,050.00	HFN3C
127	\$103,665.00	\$57,555.00	HFN3C
128	\$104,575.00	\$58,060.00	HFN3C
129	\$105,485.00	\$58,565.00	HFN3C
130	\$106,395.00	\$59,070.00	HFN3C
131	\$107,305.00	\$59,575.00	HFN3C
132	\$108,215.00	\$60,080.00	HFN3C
133	\$109,125.00	\$60,585.00	HFN3C
134	\$110,035.00	\$61,090.00	HFN3C
135	\$110,945.00	\$61,595.00	HFN3C
136	\$111,855.00	\$62,100.00	HFN3C
137	\$112,765.00	\$62,605.00	HFN3C
138	\$113,675.00	\$63,110.00	HFN3C
139	\$114,585.00	\$63,615.00	HFN3C
140	\$115,495.00	\$64,120.00	HFN3C
141	\$116,405.00	\$64,625.00	HFN3C
142	\$117,315.00	\$65,130.00	HFN3C
143	\$118,225.00	\$65,635.00	HFN3C
144	\$119,135.00	\$66,140.00	HFN3C
145	\$119,810.00	\$66,560.00	HFN3C
146	\$120,720.00	\$67,070.00	HFN3C
147	\$121,630.00	\$67,570.00	HFN3C
148	\$122,530.00	\$68,080.00	HFN3C
149	\$123,440.00	\$68,580.00	HFN3C
150	\$124,340.00	\$69,080.00	HFN3C

ISSUED: JUNE 16, 2011

EFFECTIVE: JULY 1, 2011

ACCESS SERVICE

23 – Metropolitan Statistical Area Access Services (Cont'd)

23.5 Rates and Charges (Cont'd)

23.5.2 BellSouth SPA Service (Cont'd)

23.5.2.20 BellSouth SPA Managed Shared Network Service (Cont'd)

(A) DS3 Service - Flat rate per Local Channel, per Aggregation Location.
 (Cont'd)

(3) Zone 3 (Cont'd)
 (d) Kentucky (Cont'd)

<u>Quantity of DS3s Per Aggregation Location</u>	<u>Month to Month/ 12 Month Rate</u>	<u>60 Month Rate</u>	<u>USOC</u>
151	\$125,260.00	\$69,590.00	HFN3C
152	\$126,170.00	\$70,090.00	HFN3C
153	\$127,070.00	\$70,600.00	HFN3C
154	\$127,980.00	\$71,100.00	HFN3C
155	\$128,880.00	\$71,600.00	HFN3C
156	\$129,790.00	\$72,110.00	HFN3C
157	\$130,700.00	\$72,610.00	HFN3C
158	\$131,600.00	\$73,120.00	HFN3C
159	\$132,520.00	\$73,620.00	HFN3C
160	\$133,420.00	\$74,120.00	HFN3C
161	\$134,330.00	\$74,630.00	HFN3C
162	\$135,240.00	\$75,130.00	HFN3C
163	\$136,140.00	\$75,640.00	HFN3C
164	\$137,050.00	\$76,140.00	HFN3C
165	\$137,950.00	\$76,640.00	HFN3C
166	\$138,860.00	\$77,150.00	HFN3C
167	\$139,780.00	\$77,650.00	HFN3C
168	\$140,680.00	\$78,160.00	HFN3C
169	\$141,590.00	\$78,660.00	HFN3C
170	\$142,490.00	\$79,160.00	HFN3C
171	\$143,400.00	\$79,670.00	HFN3C
172	\$144,310.00	\$80,170.00	HFN3C
173	\$145,210.00	\$80,680.00	HFN3C
174	\$146,120.00	\$81,180.00	HFN3C
175	\$147,020.00	\$81,680.00	HFN3C
176	\$147,940.00	\$82,190.00	HFN3C
177	\$148,850.00	\$82,690.00	HFN3C
178	\$149,750.00	\$83,200.00	HFN3C
179	\$150,660.00	\$83,700.00	HFN3C
180	\$151,560.00	\$84,200.00	HFN3C

ISSUED: JUNE 16, 2011

EFFECTIVE: JULY 1, 2011

ACCESS SERVICE

23 – Metropolitan Statistical Area Access Services (Cont'd)

23.5 Rates and Charges (Cont'd)

23.5.2 BellSouth SPA Service (Cont'd)

23.5.2.20 BellSouth SPA Managed Shared Network Service (Cont'd)

(A) DS3 Service - Flat rate per Local Channel, per Aggregation Location.
(Cont'd)

(3) Zone 3 (Cont'd)

(d) Kentucky (Cont'd)

<u>Quantity of DS3s Per Aggregation Location</u>	<u>Month to Month/ 12 Month Rate</u>	<u>60 Month Rate</u>	<u>USOC</u>
181	\$152,470.00	\$84,710.00	HFN3C
182	\$153,380.00	\$85,210.00	HFN3C
183	\$154,280.00	\$85,720.00	HFN3C
184	\$155,200.00	\$86,220.00	HFN3C
185	\$156,100.00	\$86,720.00	HFN3C
186	\$157,010.00	\$87,230.00	HFN3C
187	\$157,920.00	\$87,730.00	HFN3C
188	\$158,820.00	\$88,240.00	HFN3C
189	\$159,730.00	\$88,740.00	HFN3C
190	\$160,630.00	\$89,240.00	HFN3C
191	\$161,540.00	\$89,750.00	HFN3C
192	\$162,460.00	\$90,250.00	HFN3C

ISSUED: JUNE 16, 2011

EFFECTIVE: JULY 1, 2011

ACCESS SERVICE

23 – Metropolitan Statistical Area Access Services (Cont'd)

23.5 Rates and Charges (Cont'd)

23.5.2 BellSouth SPA Service (Cont'd)

23.5.2.20 BellSouth SPA Managed Shared Network Service (Cont'd)

(A) DS3 service - Flat rate per Local Channel, per Aggregation Location.
(Cont'd)

(3) Zone 3 (Cont'd)

(e) Louisiana

<u>Quantity of DS3s Per Aggregation Location</u>	<u>Month to Month/ 12 Month Rate</u>	<u>60 Month Rate</u>	<u>USOC</u>
1	\$8,515.00	\$4,730.00	HFN3C
2	\$8,774.00	\$4,874.00	HFN3C
3	\$9,034.00	\$5,018.00	HFN3C
4	\$9,293.00	\$5,162.00	HFN3C
5	\$10,589.00	\$5,882.00	HFN3C
6	\$11,885.00	\$6,602.00	HFN3C
7	\$13,351.00	\$7,417.00	HFN3C
8	\$14,752.00	\$8,195.00	HFN3C
9	\$16,086.00	\$8,936.00	HFN3C
10	\$17,357.00	\$9,642.00	HFN3C
11	\$18,568.00	\$10,315.00	HFN3C
12	\$19,715.00	\$10,952.00	HFN3C
13	\$20,806.00	\$11,558.00	HFN3C
14	\$21,842.00	\$12,134.00	HFN3C
15	\$22,823.00	\$12,679.00	HFN3C
16	\$23,754.00	\$13,196.00	HFN3C
17	\$24,632.00	\$13,685.00	HFN3C
18	\$25,462.00	\$14,146.00	HFN3C
19	\$26,244.00	\$14,580.00	HFN3C
20	\$26,983.00	\$14,990.00	HFN3C
21	\$27,682.00	\$15,378.00	HFN3C
22	\$28,334.00	\$15,742.00	HFN3C
23	\$28,952.00	\$16,085.00	HFN3C
24	\$29,527.00	\$16,404.00	HFN3C
25	\$30,076.00	\$16,709.00	HFN3C
26	\$30,586.00	\$16,992.00	HFN3C
27	\$31,066.00	\$17,258.00	HFN3C
28	\$31,517.00	\$17,509.00	HFN3C
29	\$31,937.00	\$17,742.00	HFN3C
30	\$32,335.00	\$17,964.00	HFN3C

ISSUED: JUNE 16, 2011

EFFECTIVE: JULY 1, 2011

ACCESS SERVICE

23 – Metropolitan Statistical Area Access Services (Cont'd)

23.5 Rates and Charges (Cont'd)

23.5.2 BellSouth SPA Service (Cont'd)

23.5.2.20 BellSouth SPA Managed Shared Network Service (Cont'd)

(A) DS3 service - Flat rate per Local Channel, per Aggregation Location.
(Cont'd)

(3) Zone 3 (Cont'd)

(e) Louisiana (Cont'd)

<u>Quantity of DS3s Per</u> <u>Aggregation Location</u>	<u>Month to Month/</u> <u>12 Month Rate</u>	<u>60 Month Rate</u>	<u>USOC</u>
31	\$32,710.00	\$18,172.00	HFN3C
32	\$33,060.00	\$18,366.00	HFN3C
33	\$33,389.00	\$18,550.00	HFN3C
34	\$33,704.00	\$18,725.00	HFN3C
35	\$34,003.00	\$18,890.00	HFN3C
36	\$34,282.00	\$19,045.00	HFN3C
37	\$34,552.00	\$19,195.00	HFN3C
38	\$34,813.00	\$19,340.00	HFN3C
39	\$35,065.00	\$19,481.00	HFN3C
40	\$35,308.00	\$19,615.00	HFN3C
41	\$35,549.00	\$19,750.00	HFN3C
42	\$35,785.00	\$19,880.00	HFN3C
43	\$36,020.00	\$20,011.00	HFN3C
44	\$36,258.00	\$20,143.00	HFN3C
45	\$36,496.00	\$20,275.00	HFN3C
46	\$36,740.00	\$20,411.00	HFN3C
47	\$36,991.00	\$20,550.00	HFN3C
48	\$37,250.00	\$20,694.00	HFN3C
49	\$38,028.00	\$21,126.00	HFN3C
50	\$38,741.00	\$21,522.00	HFN3C
51	\$39,389.00	\$21,882.00	HFN3C
52	\$39,972.00	\$22,206.00	HFN3C
53	\$40,231.00	\$22,350.00	HFN3C
54	\$40,750.00	\$22,638.00	HFN3C
55	\$41,203.00	\$22,890.00	HFN3C
56	\$41,592.00	\$23,106.00	HFN3C
57	\$41,851.00	\$23,250.00	HFN3C
58	\$42,175.00	\$23,430.00	HFN3C
59	\$42,434.00	\$23,574.00	HFN3C
60	\$42,694.00	\$23,718.00	HFN3C

ISSUED: JUNE 16, 2011

EFFECTIVE: JULY 1, 2011

ACCESS SERVICE

23 – Metropolitan Statistical Area Access Services (Cont'd)

23.5 Rates and Charges (Cont'd)

23.5.2 BellSouth SPA Service (Cont'd)

23.5.2.20 BellSouth SPA Managed Shared Network Service (Cont'd)

(A) DS3 Service - Flat rate per Local Channel, per Aggregation Location.
(Cont'd)

(3) Zone 3 (Cont'd)

(e) Louisiana (Cont'd)

<u>Quantity of DS3s Per Aggregation Location</u>	<u>Month to Month/ 12 Month Rate</u>	<u>60 Month Rate</u>	<u>USOC</u>
61	\$43,605.00	\$24,225.00	HFN3C
62	\$44,515.00	\$24,730.00	HFN3C
63	\$45,425.00	\$25,235.00	HFN3C
64	\$46,335.00	\$25,740.00	HFN3C
65	\$47,245.00	\$26,245.00	HFN3C
66	\$48,155.00	\$26,750.00	HFN3C
67	\$49,065.00	\$27,255.00	HFN3C
68	\$49,975.00	\$27,760.00	HFN3C
69	\$50,885.00	\$28,265.00	HFN3C
70	\$51,795.00	\$28,770.00	HFN3C
71	\$52,705.00	\$29,275.00	HFN3C
72	\$53,615.00	\$29,780.00	HFN3C
73	\$54,525.00	\$30,285.00	HFN3C
74	\$55,435.00	\$30,790.00	HFN3C
75	\$56,345.00	\$31,295.00	HFN3C
76	\$57,255.00	\$31,800.00	HFN3C
77	\$58,165.00	\$32,305.00	HFN3C
78	\$59,075.00	\$32,810.00	HFN3C
79	\$59,985.00	\$33,315.00	HFN3C
80	\$60,895.00	\$33,820.00	HFN3C
81	\$61,805.00	\$34,325.00	HFN3C
82	\$62,715.00	\$34,830.00	HFN3C
83	\$63,625.00	\$35,335.00	HFN3C
84	\$64,535.00	\$35,840.00	HFN3C
85	\$65,445.00	\$36,345.00	HFN3C
86	\$66,355.00	\$36,850.00	HFN3C
87	\$67,265.00	\$37,355.00	HFN3C
88	\$68,175.00	\$37,860.00	HFN3C
89	\$69,085.00	\$38,365.00	HFN3C
90	\$69,995.00	\$38,870.00	HFN3C

ISSUED: JUNE 16, 2011

EFFECTIVE: JULY 1, 2011

ACCESS SERVICE

23 – Metropolitan Statistical Area Access Services (Cont'd)

23.5 Rates and Charges (Cont'd)

23.5.2 BellSouth SPA Service (Cont'd)

23.5.2.20 BellSouth SPA Managed Shared Network Service (Cont'd)

(A) DS3 Service - Flat rate per Local Channel, per Aggregation Location.
 (Cont'd)

(3) Zone 3 (Cont'd)

(e) Louisiana (Cont'd)

<u>Quantity of DS3s Per Aggregation Location</u>	<u>Month to Month/ 12 Month Rate</u>	<u>60 Month Rate</u>	<u>USOC</u>
91	\$70,905.00	\$39,375.00	HFN3C
92	\$71,815.00	\$39,880.00	HFN3C
93	\$72,725.00	\$40,385.00	HFN3C
94	\$73,635.00	\$40,890.00	HFN3C
95	\$74,545.00	\$41,395.00	HFN3C
96	\$75,455.00	\$41,900.00	HFN3C
97	\$76,365.00	\$42,405.00	HFN3C
98	\$77,275.00	\$42,910.00	HFN3C
99	\$78,185.00	\$43,415.00	HFN3C
100	\$79,095.00	\$43,920.00	HFN3C
101	\$80,005.00	\$44,425.00	HFN3C
102	\$80,915.00	\$44,930.00	HFN3C
103	\$81,825.00	\$45,435.00	HFN3C
104	\$82,735.00	\$45,940.00	HFN3C
105	\$83,645.00	\$46,445.00	HFN3C
106	\$84,555.00	\$46,950.00	HFN3C
107	\$85,465.00	\$47,455.00	HFN3C
108	\$86,375.00	\$47,960.00	HFN3C
109	\$87,285.00	\$48,465.00	HFN3C
110	\$88,195.00	\$48,970.00	HFN3C
111	\$89,105.00	\$49,475.00	HFN3C
112	\$90,015.00	\$49,980.00	HFN3C
113	\$90,925.00	\$50,485.00	HFN3C
114	\$91,835.00	\$50,990.00	HFN3C
115	\$92,745.00	\$51,495.00	HFN3C
116	\$93,655.00	\$52,000.00	HFN3C
117	\$94,565.00	\$52,505.00	HFN3C
118	\$95,475.00	\$53,010.00	HFN3C
119	\$96,385.00	\$53,515.00	HFN3C
120	\$97,295.00	\$54,020.00	HFN3C

ISSUED: JUNE 16, 2011

EFFECTIVE: JULY 1, 2011

ACCESS SERVICE

23 – Metropolitan Statistical Area Access Services (Cont'd)

23.5 Rates and Charges (Cont'd)

23.5.2 BellSouth SPA Service (Cont'd)

23.5.2.20 BellSouth SPA Managed Shared Network Service (Cont'd)

(A) DS3 Service - Flat rate per Local Channel, per Aggregation Location.
 (Cont'd)

(3) Zone 3 (Cont'd)

(e) Louisiana (Cont'd)

<u>Quantity of DS3s Per Aggregation Location</u>	<u>Month to Month/ 12 Month Rate</u>	<u>60 Month Rate</u>	<u>USOC</u>
121	\$98,205.00	\$54,525.00	HFN3C
122	\$99,115.00	\$55,030.00	HFN3C
123	\$100,025.00	\$55,535.00	HFN3C
124	\$100,935.00	\$56,040.00	HFN3C
125	\$101,845.00	\$56,545.00	HFN3C
126	\$102,755.00	\$57,050.00	HFN3C
127	\$103,665.00	\$57,555.00	HFN3C
128	\$104,575.00	\$58,060.00	HFN3C
129	\$105,485.00	\$58,565.00	HFN3C
130	\$106,395.00	\$59,070.00	HFN3C
131	\$107,305.00	\$59,575.00	HFN3C
132	\$108,215.00	\$60,080.00	HFN3C
133	\$109,125.00	\$60,585.00	HFN3C
134	\$110,035.00	\$61,090.00	HFN3C
135	\$110,945.00	\$61,595.00	HFN3C
136	\$111,855.00	\$62,100.00	HFN3C
137	\$112,765.00	\$62,605.00	HFN3C
138	\$113,675.00	\$63,110.00	HFN3C
139	\$114,585.00	\$63,615.00	HFN3C
140	\$115,495.00	\$64,120.00	HFN3C
141	\$116,405.00	\$64,625.00	HFN3C
142	\$117,315.00	\$65,130.00	HFN3C
143	\$118,225.00	\$65,635.00	HFN3C
144	\$119,135.00	\$66,140.00	HFN3C
145	\$119,810.00	\$66,560.00	HFN3C
146	\$120,720.00	\$67,070.00	HFN3C
147	\$121,630.00	\$67,570.00	HFN3C
148	\$122,530.00	\$68,080.00	HFN3C
149	\$123,440.00	\$68,580.00	HFN3C
150	\$124,340.00	\$69,080.00	HFN3C

ISSUED: JUNE 16, 2011

EFFECTIVE: JULY 1, 2011

ACCESS SERVICE

23 – Metropolitan Statistical Area Access Services (Cont'd)

23.5 Rates and Charges (Cont'd)

23.5.2 BellSouth SPA Service (Cont'd)

23.5.2.20 BellSouth SPA Managed Shared Network Service (Cont'd)

(A) DS3 Service - Flat rate per Local Channel, per Aggregation Location.
 (Cont'd)

(3) Zone 3 (Cont'd)
 (e) Louisiana (Cont'd)

<u>Quantity of DS3s Per Aggregation Location</u>	<u>Month to Month/ 12 Month Rate</u>	<u>60 Month Rate</u>	<u>USOC</u>
151	\$125,260.00	\$69,590.00	HFN3C
152	\$126,170.00	\$70,090.00	HFN3C
153	\$127,070.00	\$70,600.00	HFN3C
154	\$127,980.00	\$71,100.00	HFN3C
155	\$128,880.00	\$71,600.00	HFN3C
156	\$129,790.00	\$72,110.00	HFN3C
157	\$130,700.00	\$72,610.00	HFN3C
158	\$131,600.00	\$73,120.00	HFN3C
159	\$132,520.00	\$73,620.00	HFN3C
160	\$133,420.00	\$74,120.00	HFN3C
161	\$134,330.00	\$74,630.00	HFN3C
162	\$135,240.00	\$75,130.00	HFN3C
163	\$136,140.00	\$75,640.00	HFN3C
164	\$137,050.00	\$76,140.00	HFN3C
165	\$137,950.00	\$76,640.00	HFN3C
166	\$138,860.00	\$77,150.00	HFN3C
167	\$139,780.00	\$77,650.00	HFN3C
168	\$140,680.00	\$78,160.00	HFN3C
169	\$141,590.00	\$78,660.00	HFN3C
170	\$142,490.00	\$79,160.00	HFN3C
171	\$143,400.00	\$79,670.00	HFN3C
172	\$144,310.00	\$80,170.00	HFN3C
173	\$145,210.00	\$80,680.00	HFN3C
174	\$146,120.00	\$81,180.00	HFN3C
175	\$147,020.00	\$81,680.00	HFN3C
176	\$147,940.00	\$82,190.00	HFN3C
177	\$148,850.00	\$82,690.00	HFN3C
178	\$149,750.00	\$83,200.00	HFN3C
179	\$150,660.00	\$83,700.00	HFN3C
180	\$151,560.00	\$84,200.00	HFN3C

ISSUED: JUNE 16, 2011

EFFECTIVE: JULY 1, 2011

ACCESS SERVICE

23 – Metropolitan Statistical Area Access Services (Cont'd)

23.5 Rates and Charges (Cont'd)

23.5.2 BellSouth SPA Service (Cont'd)

23.5.2.20 BellSouth SPA Managed Shared Network Service (Cont'd)

(A) DS3 Service - Flat rate per Local Channel, per Aggregation Location.
(Cont'd)

(3) Zone 3 (Cont'd)

(e) Louisiana (Cont'd)

<u>Quantity of DS3s Per Aggregation Location</u>	<u>Month to Month/ 12 Month Rate</u>	<u>60 Month Rate</u>	<u>USOC</u>
181	\$152,470.00	\$84,710.00	HFN3C
182	\$153,380.00	\$85,210.00	HFN3C
183	\$154,280.00	\$85,720.00	HFN3C
184	\$155,200.00	\$86,220.00	HFN3C
185	\$156,100.00	\$86,720.00	HFN3C
186	\$157,010.00	\$87,230.00	HFN3C
187	\$157,920.00	\$87,730.00	HFN3C
188	\$158,820.00	\$88,240.00	HFN3C
189	\$159,730.00	\$88,740.00	HFN3C
190	\$160,630.00	\$89,240.00	HFN3C
191	\$161,540.00	\$89,750.00	HFN3C
192	\$162,460.00	\$90,250.00	HFN3C

ISSUED: JUNE 16, 2011

EFFECTIVE: JULY 1, 2011

ACCESS SERVICE

23 – Metropolitan Statistical Area Access Services (Cont'd)

23.5 Rates and Charges (Cont'd)

23.5.2 BellSouth SPA Service (Cont'd)

23.5.2.20 BellSouth SPA Managed Shared Network Service (Cont'd)

(A) DS3 service - Flat rate per Local Channel, per Aggregation Location.
 (Cont'd)

(3) Zone 3 (Cont'd)

(f) Mississippi

<u>Quantity of DS3s Per Aggregation Location</u>	<u>Month to Month/ 12 Month Rate</u>	<u>60 Month Rate</u>	<u>USOC</u>
1	\$8,515.00	\$4,730.00	HFN3C
2	\$8,774.00	\$4,874.00	HFN3C
3	\$9,034.00	\$5,018.00	HFN3C
4	\$9,293.00	\$5,162.00	HFN3C
5	\$10,589.00	\$5,882.00	HFN3C
6	\$11,885.00	\$6,602.00	HFN3C
7	\$13,351.00	\$7,417.00	HFN3C
8	\$14,752.00	\$8,195.00	HFN3C
9	\$16,086.00	\$8,936.00	HFN3C
10	\$17,357.00	\$9,642.00	HFN3C
11	\$18,568.00	\$10,315.00	HFN3C
12	\$19,715.00	\$10,952.00	HFN3C
13	\$20,806.00	\$11,558.00	HFN3C
14	\$21,842.00	\$12,134.00	HFN3C
15	\$22,823.00	\$12,679.00	HFN3C
16	\$23,754.00	\$13,196.00	HFN3C
17	\$24,632.00	\$13,685.00	HFN3C
18	\$25,462.00	\$14,146.00	HFN3C
19	\$26,244.00	\$14,580.00	HFN3C
20	\$26,983.00	\$14,990.00	HFN3C
21	\$27,682.00	\$15,378.00	HFN3C
22	\$28,334.00	\$15,742.00	HFN3C
23	\$28,952.00	\$16,085.00	HFN3C
24	\$29,527.00	\$16,404.00	HFN3C
25	\$30,076.00	\$16,709.00	HFN3C
26	\$30,586.00	\$16,992.00	HFN3C
27	\$31,066.00	\$17,258.00	HFN3C
28	\$31,517.00	\$17,509.00	HFN3C
29	\$31,937.00	\$17,742.00	HFN3C
30	\$32,335.00	\$17,964.00	HFN3C

ISSUED: JUNE 16, 2011

EFFECTIVE: JULY 1, 2011

ACCESS SERVICE

23 – Metropolitan Statistical Area Access Services (Cont'd)

23.5 Rates and Charges (Cont'd)

23.5.2 BellSouth SPA Service (Cont'd)

23.5.2.20 BellSouth SPA Managed Shared Network Service (Cont'd)

(A) DS3 service - Flat rate per Local Channel, per Aggregation Location.
(Cont'd)

(3) Zone 3 (Cont'd)

(f) Mississippi (Cont'd)

<u>Quantity of DS3s Per Aggregation Location</u>	<u>Month to Month/ 12 Month Rate</u>	<u>60 Month Rate</u>	<u>USOC</u>
31	\$32,710.00	\$18,172.00	HFN3C
32	\$33,060.00	\$18,366.00	HFN3C
33	\$33,389.00	\$18,550.00	HFN3C
34	\$33,704.00	\$18,725.00	HFN3C
35	\$34,003.00	\$18,890.00	HFN3C
36	\$34,282.00	\$19,045.00	HFN3C
37	\$34,552.00	\$19,195.00	HFN3C
38	\$34,813.00	\$19,340.00	HFN3C
39	\$35,065.00	\$19,481.00	HFN3C
40	\$35,308.00	\$19,615.00	HFN3C
41	\$35,549.00	\$19,750.00	HFN3C
42	\$35,785.00	\$19,880.00	HFN3C
43	\$36,020.00	\$20,011.00	HFN3C
44	\$36,258.00	\$20,143.00	HFN3C
45	\$36,496.00	\$20,275.00	HFN3C
46	\$36,740.00	\$20,411.00	HFN3C
47	\$36,991.00	\$20,550.00	HFN3C
48	\$37,250.00	\$20,694.00	HFN3C
49	\$38,028.00	\$21,126.00	HFN3C
50	\$38,741.00	\$21,522.00	HFN3C
51	\$39,389.00	\$21,882.00	HFN3C
52	\$39,972.00	\$22,206.00	HFN3C
53	\$40,231.00	\$22,350.00	HFN3C
54	\$40,750.00	\$22,638.00	HFN3C
55	\$41,203.00	\$22,890.00	HFN3C
56	\$41,592.00	\$23,106.00	HFN3C
57	\$41,851.00	\$23,250.00	HFN3C
58	\$42,175.00	\$23,430.00	HFN3C
59	\$42,434.00	\$23,574.00	HFN3C
60	\$42,694.00	\$23,718.00	HFN3C

ISSUED: JUNE 16, 2011

EFFECTIVE: JULY 1, 2011

ACCESS SERVICE

23 – Metropolitan Statistical Area Access Services (Cont'd)

23.5 Rates and Charges (Cont'd)

23.5.2 BellSouth SPA Service (Cont'd)

23.5.2.20 BellSouth SPA Managed Shared Network Service (Cont'd)

(A) DS3 Service - Flat rate per Local Channel, per Aggregation Location.
 (Cont'd)

(3) Zone 3 (Cont'd)

(f) Mississippi (Cont'd)

<u>Quantity of DS3s Per Aggregation Location</u>	<u>Month to Month/ 12 Month Rate</u>	<u>60 Month Rate</u>	<u>USOC</u>
61	\$43,605.00	\$24,225.00	HFN3C
62	\$44,515.00	\$24,730.00	HFN3C
63	\$45,425.00	\$25,235.00	HFN3C
64	\$46,335.00	\$25,740.00	HFN3C
65	\$47,245.00	\$26,245.00	HFN3C
66	\$48,155.00	\$26,750.00	HFN3C
67	\$49,065.00	\$27,255.00	HFN3C
68	\$49,975.00	\$27,760.00	HFN3C
69	\$50,885.00	\$28,265.00	HFN3C
70	\$51,795.00	\$28,770.00	HFN3C
71	\$52,705.00	\$29,275.00	HFN3C
72	\$53,615.00	\$29,780.00	HFN3C
73	\$54,525.00	\$30,285.00	HFN3C
74	\$55,435.00	\$30,790.00	HFN3C
75	\$56,345.00	\$31,295.00	HFN3C
76	\$57,255.00	\$31,800.00	HFN3C
77	\$58,165.00	\$32,305.00	HFN3C
78	\$59,075.00	\$32,810.00	HFN3C
79	\$59,985.00	\$33,315.00	HFN3C
80	\$60,895.00	\$33,820.00	HFN3C
81	\$61,805.00	\$34,325.00	HFN3C
82	\$62,715.00	\$34,830.00	HFN3C
83	\$63,625.00	\$35,335.00	HFN3C
84	\$64,535.00	\$35,840.00	HFN3C
85	\$65,445.00	\$36,345.00	HFN3C
86	\$66,355.00	\$36,850.00	HFN3C
87	\$67,265.00	\$37,355.00	HFN3C
88	\$68,175.00	\$37,860.00	HFN3C
89	\$69,085.00	\$38,365.00	HFN3C
90	\$69,995.00	\$38,870.00	HFN3C

ISSUED: JUNE 16, 2011

EFFECTIVE: JULY 1, 2011

ACCESS SERVICE

23 – Metropolitan Statistical Area Access Services (Cont'd)

23.5 Rates and Charges (Cont'd)

23.5.2 BellSouth SPA Service (Cont'd)

23.5.2.20 BellSouth SPA Managed Shared Network Service (Cont'd)

(A) DS3 Service - Flat rate per Local Channel, per Aggregation Location.
 (Cont'd)

(3) Zone 3 (Cont'd)

(f) Mississippi (Cont'd)

<u>Quantity of DS3s Per Aggregation Location</u>	<u>Month to Month/ 12 Month Rate</u>	<u>60 Month Rate</u>	<u>USOC</u>
91	\$70,905.00	\$39,375.00	HFN3C
92	\$71,815.00	\$39,880.00	HFN3C
93	\$72,725.00	\$40,385.00	HFN3C
94	\$73,635.00	\$40,890.00	HFN3C
95	\$74,545.00	\$41,395.00	HFN3C
96	\$75,455.00	\$41,900.00	HFN3C
97	\$76,365.00	\$42,405.00	HFN3C
98	\$77,275.00	\$42,910.00	HFN3C
99	\$78,185.00	\$43,415.00	HFN3C
100	\$79,095.00	\$43,920.00	HFN3C
101	\$80,005.00	\$44,425.00	HFN3C
102	\$80,915.00	\$44,930.00	HFN3C
103	\$81,825.00	\$45,435.00	HFN3C
104	\$82,735.00	\$45,940.00	HFN3C
105	\$83,645.00	\$46,445.00	HFN3C
106	\$84,555.00	\$46,950.00	HFN3C
107	\$85,465.00	\$47,455.00	HFN3C
108	\$86,375.00	\$47,960.00	HFN3C
109	\$87,285.00	\$48,465.00	HFN3C
110	\$88,195.00	\$48,970.00	HFN3C
111	\$89,105.00	\$49,475.00	HFN3C
112	\$90,015.00	\$49,980.00	HFN3C
113	\$90,925.00	\$50,485.00	HFN3C
114	\$91,835.00	\$50,990.00	HFN3C
115	\$92,745.00	\$51,495.00	HFN3C
116	\$93,655.00	\$52,000.00	HFN3C
117	\$94,565.00	\$52,505.00	HFN3C
118	\$95,475.00	\$53,010.00	HFN3C
119	\$96,385.00	\$53,515.00	HFN3C
120	\$97,295.00	\$54,020.00	HFN3C

ISSUED: JUNE 16, 2011

EFFECTIVE: JULY 1, 2011

ACCESS SERVICE

23 – Metropolitan Statistical Area Access Services (Cont'd)

23.5 Rates and Charges (Cont'd)

23.5.2 BellSouth SPA Service (Cont'd)

23.5.2.20 BellSouth SPA Managed Shared Network Service (Cont'd)

(A) DS3 Service - Flat rate per Local Channel, per Aggregation Location.
 (Cont'd)

(3) Zone 3 (Cont'd)

(f) Mississippi (Cont'd)

<u>Quantity of DS3s Per Aggregation Location</u>	<u>Month to Month/ 12 Month Rate</u>	<u>60 Month Rate</u>	<u>USOC</u>
121	\$98,205.00	\$54,525.00	HFN3C
122	\$99,115.00	\$55,030.00	HFN3C
123	\$100,025.00	\$55,535.00	HFN3C
124	\$100,935.00	\$56,040.00	HFN3C
125	\$101,845.00	\$56,545.00	HFN3C
126	\$102,755.00	\$57,050.00	HFN3C
127	\$103,665.00	\$57,555.00	HFN3C
128	\$104,575.00	\$58,060.00	HFN3C
129	\$105,485.00	\$58,565.00	HFN3C
130	\$106,395.00	\$59,070.00	HFN3C
131	\$107,305.00	\$59,575.00	HFN3C
132	\$108,215.00	\$60,080.00	HFN3C
133	\$109,125.00	\$60,585.00	HFN3C
134	\$110,035.00	\$61,090.00	HFN3C
135	\$110,945.00	\$61,595.00	HFN3C
136	\$111,855.00	\$62,100.00	HFN3C
137	\$112,765.00	\$62,605.00	HFN3C
138	\$113,675.00	\$63,110.00	HFN3C
139	\$114,585.00	\$63,615.00	HFN3C
140	\$115,495.00	\$64,120.00	HFN3C
141	\$116,405.00	\$64,625.00	HFN3C
142	\$117,315.00	\$65,130.00	HFN3C
143	\$118,225.00	\$65,635.00	HFN3C
144	\$119,135.00	\$66,140.00	HFN3C
145	\$119,810.00	\$66,560.00	HFN3C
146	\$120,720.00	\$67,070.00	HFN3C
147	\$121,630.00	\$67,570.00	HFN3C
148	\$122,530.00	\$68,080.00	HFN3C
149	\$123,440.00	\$68,580.00	HFN3C
150	\$124,340.00	\$69,080.00	HFN3C

ISSUED: JUNE 16, 2011

EFFECTIVE: JULY 1, 2011

ACCESS SERVICE

23 – Metropolitan Statistical Area Access Services (Cont'd)

23.5 Rates and Charges (Cont'd)

23.5.2 BellSouth SPA Service (Cont'd)

23.5.2.20 BellSouth SPA Managed Shared Network Service (Cont'd)

(A) DS3 Service - Flat rate per Local Channel, per Aggregation Location.
 (Cont'd)

(3) Zone 3 (Cont'd)
 (f) Mississippi (Cont'd)

<u>Quantity of DS3s Per Aggregation Location</u>	<u>Month to Month/ 12 Month Rate</u>	<u>60 Month Rate</u>	<u>USOC</u>
151	\$125,260.00	\$69,590.00	HFN3C
152	\$126,170.00	\$70,090.00	HFN3C
153	\$127,070.00	\$70,600.00	HFN3C
154	\$127,980.00	\$71,100.00	HFN3C
155	\$128,880.00	\$71,600.00	HFN3C
156	\$129,790.00	\$72,110.00	HFN3C
157	\$130,700.00	\$72,610.00	HFN3C
158	\$131,600.00	\$73,120.00	HFN3C
159	\$132,520.00	\$73,620.00	HFN3C
160	\$133,420.00	\$74,120.00	HFN3C
161	\$134,330.00	\$74,630.00	HFN3C
162	\$135,240.00	\$75,130.00	HFN3C
163	\$136,140.00	\$75,640.00	HFN3C
164	\$137,050.00	\$76,140.00	HFN3C
165	\$137,950.00	\$76,640.00	HFN3C
166	\$138,860.00	\$77,150.00	HFN3C
167	\$139,780.00	\$77,650.00	HFN3C
168	\$140,680.00	\$78,160.00	HFN3C
169	\$141,590.00	\$78,660.00	HFN3C
170	\$142,490.00	\$79,160.00	HFN3C
171	\$143,400.00	\$79,670.00	HFN3C
172	\$144,310.00	\$80,170.00	HFN3C
173	\$145,210.00	\$80,680.00	HFN3C
174	\$146,120.00	\$81,180.00	HFN3C
175	\$147,020.00	\$81,680.00	HFN3C
176	\$147,940.00	\$82,190.00	HFN3C
177	\$148,850.00	\$82,690.00	HFN3C
178	\$149,750.00	\$83,200.00	HFN3C
179	\$150,660.00	\$83,700.00	HFN3C
180	\$151,560.00	\$84,200.00	HFN3C

ISSUED: JUNE 16, 2011

EFFECTIVE: JULY 1, 2011

ACCESS SERVICE

23 – Metropolitan Statistical Area Access Services (Cont'd)

23.5 Rates and Charges (Cont'd)

23.5.2 BellSouth SPA Service (Cont'd)

23.5.2.20 BellSouth SPA Managed Shared Network Service (Cont'd)

(A) DS3 Service - Flat rate per Local Channel, per Aggregation Location.
(Cont'd)

(3) Zone 3 (Cont'd)

(f) Mississippi (Cont'd)

<u>Quantity of DS3s Per Aggregation Location</u>	<u>Month to Month/ 12 Month Rate</u>	<u>60 Month Rate</u>	<u>USOC</u>
181	\$152,470.00	\$84,710.00	HFN3C
182	\$153,380.00	\$85,210.00	HFN3C
183	\$154,280.00	\$85,720.00	HFN3C
184	\$155,200.00	\$86,220.00	HFN3C
185	\$156,100.00	\$86,720.00	HFN3C
186	\$157,010.00	\$87,230.00	HFN3C
187	\$157,920.00	\$87,730.00	HFN3C
188	\$158,820.00	\$88,240.00	HFN3C
189	\$159,730.00	\$88,740.00	HFN3C
190	\$160,630.00	\$89,240.00	HFN3C
191	\$161,540.00	\$89,750.00	HFN3C
192	\$162,460.00	\$90,250.00	HFN3C

ISSUED: JUNE 16, 2011

EFFECTIVE: JULY 1, 2011

ACCESS SERVICE

23 – Metropolitan Statistical Area Access Services (Cont'd)

23.5 Rates and Charges (Cont'd)

23.5.2 BellSouth SPA Service (Cont'd)

23.5.2.20 BellSouth SPA Managed Shared Network Service (Cont'd)

(A) DS3 service - Flat rate per Local Channel, per Aggregation Location.
(Cont'd)

(3) Zone 3 (Cont'd)

(g) North Carolina

<u>Quantity of DS3s Per Aggregation Location</u>	<u>Month to Month/ 12 Month Rate</u>	<u>60 Month Rate</u>	<u>USOC</u>
1	\$8,515.00	\$4,730.00	HFN3C
2	\$8,774.00	\$4,874.00	HFN3C
3	\$9,034.00	\$5,018.00	HFN3C
4	\$9,293.00	\$5,162.00	HFN3C
5	\$10,589.00	\$5,882.00	HFN3C
6	\$11,885.00	\$6,602.00	HFN3C
7	\$13,351.00	\$7,417.00	HFN3C
8	\$14,752.00	\$8,195.00	HFN3C
9	\$16,086.00	\$8,936.00	HFN3C
10	\$17,357.00	\$9,642.00	HFN3C
11	\$18,568.00	\$10,315.00	HFN3C
12	\$19,715.00	\$10,952.00	HFN3C
13	\$20,806.00	\$11,558.00	HFN3C
14	\$21,842.00	\$12,134.00	HFN3C
15	\$22,823.00	\$12,679.00	HFN3C
16	\$23,754.00	\$13,196.00	HFN3C
17	\$24,632.00	\$13,685.00	HFN3C
18	\$25,462.00	\$14,146.00	HFN3C
19	\$26,244.00	\$14,580.00	HFN3C
20	\$26,983.00	\$14,990.00	HFN3C
21	\$27,682.00	\$15,378.00	HFN3C
22	\$28,334.00	\$15,742.00	HFN3C
23	\$28,952.00	\$16,085.00	HFN3C
24	\$29,527.00	\$16,404.00	HFN3C
25	\$30,076.00	\$16,709.00	HFN3C
26	\$30,586.00	\$16,992.00	HFN3C
27	\$31,066.00	\$17,258.00	HFN3C
28	\$31,517.00	\$17,509.00	HFN3C
29	\$31,937.00	\$17,742.00	HFN3C
30	\$32,335.00	\$17,964.00	HFN3C

ISSUED: JUNE 16, 2011

EFFECTIVE: JULY 1, 2011

ACCESS SERVICE

23 – Metropolitan Statistical Area Access Services (Cont'd)

23.5 Rates and Charges (Cont'd)

23.5.2 BellSouth SPA Service (Cont'd)

23.5.2.20 BellSouth SPA Managed Shared Network Service (Cont'd)

(A) DS3 service - Flat rate per Local Channel, per Aggregation Location.
(Cont'd)

(3) Zone 3 (Cont'd)

(g) North Carolina (Cont'd)

<u>Quantity of DS3s Per Aggregation Location</u>	<u>Month to Month/ 12 Month Rate</u>	<u>60 Month Rate</u>	<u>USOC</u>
31	\$32,710.00	\$18,172.00	HFN3C
32	\$33,060.00	\$18,366.00	HFN3C
33	\$33,389.00	\$18,550.00	HFN3C
34	\$33,704.00	\$18,725.00	HFN3C
35	\$34,003.00	\$18,890.00	HFN3C
36	\$34,282.00	\$19,045.00	HFN3C
37	\$34,552.00	\$19,195.00	HFN3C
38	\$34,813.00	\$19,340.00	HFN3C
39	\$35,065.00	\$19,481.00	HFN3C
40	\$35,308.00	\$19,615.00	HFN3C
41	\$35,549.00	\$19,750.00	HFN3C
42	\$35,785.00	\$19,880.00	HFN3C
43	\$36,020.00	\$20,011.00	HFN3C
44	\$36,258.00	\$20,143.00	HFN3C
45	\$36,496.00	\$20,275.00	HFN3C
46	\$36,740.00	\$20,411.00	HFN3C
47	\$36,991.00	\$20,550.00	HFN3C
48	\$37,250.00	\$20,694.00	HFN3C
49	\$38,028.00	\$21,126.00	HFN3C
50	\$38,741.00	\$21,522.00	HFN3C
51	\$39,389.00	\$21,882.00	HFN3C
52	\$39,972.00	\$22,206.00	HFN3C
53	\$40,231.00	\$22,350.00	HFN3C
54	\$40,750.00	\$22,638.00	HFN3C
55	\$41,203.00	\$22,890.00	HFN3C
56	\$41,592.00	\$23,106.00	HFN3C
57	\$41,851.00	\$23,250.00	HFN3C
58	\$42,175.00	\$23,430.00	HFN3C
59	\$42,434.00	\$23,574.00	HFN3C
60	\$42,694.00	\$23,718.00	HFN3C

ISSUED: JUNE 16, 2011

EFFECTIVE: JULY 1, 2011

ACCESS SERVICE

23 – Metropolitan Statistical Area Access Services (Cont'd)

23.5 Rates and Charges (Cont'd)

23.5.2 BellSouth SPA Service (Cont'd)

23.5.2.20 BellSouth SPA Managed Shared Network Service (Cont'd)

(A) DS3 service - Flat rate per Local Channel, per Aggregation Location.
 (Cont'd)

(3) Zone 3 (Cont'd)

(g) North Carolina

<u>Quantity of DS3s Per Aggregation Location</u>	<u>Month to Month/ 12 Month Rate</u>	<u>60 Month Rate</u>	<u>USOC</u>
61	\$43,605.00	\$24,225.00	HFN3C
62	\$44,515.00	\$24,730.00	HFN3C
63	\$45,425.00	\$25,235.00	HFN3C
64	\$46,335.00	\$25,740.00	HFN3C
65	\$47,245.00	\$26,245.00	HFN3C
66	\$48,155.00	\$26,750.00	HFN3C
67	\$49,065.00	\$27,255.00	HFN3C
68	\$49,975.00	\$27,760.00	HFN3C
69	\$50,885.00	\$28,265.00	HFN3C
70	\$51,795.00	\$28,770.00	HFN3C
71	\$52,705.00	\$29,275.00	HFN3C
72	\$53,615.00	\$29,780.00	HFN3C
73	\$54,525.00	\$30,285.00	HFN3C
74	\$55,435.00	\$30,790.00	HFN3C
75	\$56,345.00	\$31,295.00	HFN3C
76	\$57,255.00	\$31,800.00	HFN3C
77	\$58,165.00	\$32,305.00	HFN3C
78	\$59,075.00	\$32,810.00	HFN3C
79	\$59,985.00	\$33,315.00	HFN3C
80	\$60,895.00	\$33,820.00	HFN3C
81	\$61,805.00	\$34,325.00	HFN3C
82	\$62,715.00	\$34,830.00	HFN3C
83	\$63,625.00	\$35,335.00	HFN3C
84	\$64,535.00	\$35,840.00	HFN3C
85	\$65,445.00	\$36,345.00	HFN3C
86	\$66,355.00	\$36,850.00	HFN3C
87	\$67,265.00	\$37,355.00	HFN3C
88	\$68,175.00	\$37,860.00	HFN3C
89	\$69,085.00	\$38,365.00	HFN3C
90	\$69,995.00	\$38,870.00	HFN3C

ISSUED: JUNE 16, 2011

EFFECTIVE: JULY 1, 2011

ACCESS SERVICE

23 – Metropolitan Statistical Area Access Services (Cont'd)

23.5 Rates and Charges (Cont'd)

23.5.2 BellSouth SPA Service (Cont'd)

23.5.2.20 BellSouth SPA Managed Shared Network Service (Cont'd)

(A) DS3 service - Flat rate per Local Channel, per Aggregation Location.
 (Cont'd)

(3) Zone 3 (Cont'd)

(g) North Carolina

<u>Quantity of DS3s Per Aggregation Location</u>	<u>Month to Month/ 12 Month Rate</u>	<u>60 Month Rate</u>	<u>USOC</u>
91	\$70,905.00	\$39,375.00	HFN3C
92	\$71,815.00	\$39,880.00	HFN3C
93	\$72,725.00	\$40,385.00	HFN3C
94	\$73,635.00	\$40,890.00	HFN3C
95	\$74,545.00	\$41,395.00	HFN3C
96	\$75,455.00	\$41,900.00	HFN3C
97	\$76,365.00	\$42,405.00	HFN3C
98	\$77,275.00	\$42,910.00	HFN3C
99	\$78,185.00	\$43,415.00	HFN3C
100	\$79,095.00	\$43,920.00	HFN3C
101	\$80,005.00	\$44,425.00	HFN3C
102	\$80,915.00	\$44,930.00	HFN3C
103	\$81,825.00	\$45,435.00	HFN3C
104	\$82,735.00	\$45,940.00	HFN3C
105	\$83,645.00	\$46,445.00	HFN3C
106	\$84,555.00	\$46,950.00	HFN3C
107	\$85,465.00	\$47,455.00	HFN3C
108	\$86,375.00	\$47,960.00	HFN3C
109	\$87,285.00	\$48,465.00	HFN3C
110	\$88,195.00	\$48,970.00	HFN3C
111	\$89,105.00	\$49,475.00	HFN3C
112	\$90,015.00	\$49,980.00	HFN3C
113	\$90,925.00	\$50,485.00	HFN3C
114	\$91,835.00	\$50,990.00	HFN3C
115	\$92,745.00	\$51,495.00	HFN3C
116	\$93,655.00	\$52,000.00	HFN3C
117	\$94,565.00	\$52,505.00	HFN3C
118	\$95,475.00	\$53,010.00	HFN3C
119	\$96,385.00	\$53,515.00	HFN3C
120	\$97,295.00	\$54,020.00	HFN3C

ISSUED: JUNE 16, 2011

EFFECTIVE: JULY 1, 2011

ACCESS SERVICE

23 – Metropolitan Statistical Area Access Services (Cont'd)

23.5 Rates and Charges (Cont'd)

23.5.2 BellSouth SPA Service (Cont'd)

23.5.2.20 BellSouth SPA Managed Shared Network Service (Cont'd)

(A) DS3 service - Flat rate per Local Channel, per Aggregation Location.
 (Cont'd)

(3) Zone 3 (Cont'd)

(g) North Carolina

<u>Quantity of DS3s Per Aggregation Location</u>	<u>Month to Month/ 12 Month Rate</u>	<u>60 Month Rate</u>	<u>USOC</u>
121	\$98,205.00	\$54,525.00	HFN3C
122	\$99,115.00	\$55,030.00	HFN3C
123	\$100,025.00	\$55,535.00	HFN3C
124	\$100,935.00	\$56,040.00	HFN3C
125	\$101,845.00	\$56,545.00	HFN3C
126	\$102,755.00	\$57,050.00	HFN3C
127	\$103,665.00	\$57,555.00	HFN3C
128	\$104,575.00	\$58,060.00	HFN3C
129	\$105,485.00	\$58,565.00	HFN3C
130	\$106,395.00	\$59,070.00	HFN3C
131	\$107,305.00	\$59,575.00	HFN3C
132	\$108,215.00	\$60,080.00	HFN3C
133	\$109,125.00	\$60,585.00	HFN3C
134	\$110,035.00	\$61,090.00	HFN3C
135	\$110,945.00	\$61,595.00	HFN3C
136	\$111,855.00	\$62,100.00	HFN3C
137	\$112,765.00	\$62,605.00	HFN3C
138	\$113,675.00	\$63,110.00	HFN3C
139	\$114,585.00	\$63,615.00	HFN3C
140	\$115,495.00	\$64,120.00	HFN3C
141	\$116,405.00	\$64,625.00	HFN3C
142	\$117,315.00	\$65,130.00	HFN3C
143	\$118,225.00	\$65,635.00	HFN3C
144	\$119,135.00	\$66,140.00	HFN3C
145	\$119,810.00	\$66,560.00	HFN3C
146	\$120,720.00	\$67,070.00	HFN3C
147	\$121,630.00	\$67,570.00	HFN3C
148	\$122,530.00	\$68,080.00	HFN3C
149	\$123,440.00	\$68,580.00	HFN3C
150	\$124,340.00	\$69,080.00	HFN3C

ISSUED: JUNE 16, 2011

EFFECTIVE: JULY 1, 2011

ACCESS SERVICE

23 – Metropolitan Statistical Area Access Services (Cont'd)

23.5 Rates and Charges (Cont'd)

23.5.2 BellSouth SPA Service (Cont'd)

23.5.2.20 BellSouth SPA Managed Shared Network Service (Cont'd)

(A) DS3 Service - Flat rate per Local Channel, per Aggregation Location.
 (Cont'd)

(3) Zone 3 (Cont'd)
 (g) North Carolina (Cont'd)

<u>Quantity of DS3s Per Aggregation Location</u>	<u>Month to Month/ 12 Month Rate</u>	<u>60 Month Rate</u>	<u>USOC</u>
151	\$125,260.00	\$69,590.00	HFN3C
152	\$126,170.00	\$70,090.00	HFN3C
153	\$127,070.00	\$70,600.00	HFN3C
154	\$127,980.00	\$71,100.00	HFN3C
155	\$128,880.00	\$71,600.00	HFN3C
156	\$129,790.00	\$72,110.00	HFN3C
157	\$130,700.00	\$72,610.00	HFN3C
158	\$131,600.00	\$73,120.00	HFN3C
159	\$132,520.00	\$73,620.00	HFN3C
160	\$133,420.00	\$74,120.00	HFN3C
161	\$134,330.00	\$74,630.00	HFN3C
162	\$135,240.00	\$75,130.00	HFN3C
163	\$136,140.00	\$75,640.00	HFN3C
164	\$137,050.00	\$76,140.00	HFN3C
165	\$137,950.00	\$76,640.00	HFN3C
166	\$138,860.00	\$77,150.00	HFN3C
167	\$139,780.00	\$77,650.00	HFN3C
168	\$140,680.00	\$78,160.00	HFN3C
169	\$141,590.00	\$78,660.00	HFN3C
170	\$142,490.00	\$79,160.00	HFN3C
171	\$143,400.00	\$79,670.00	HFN3C
172	\$144,310.00	\$80,170.00	HFN3C
173	\$145,210.00	\$80,680.00	HFN3C
174	\$146,120.00	\$81,180.00	HFN3C
175	\$147,020.00	\$81,680.00	HFN3C
176	\$147,940.00	\$82,190.00	HFN3C
177	\$148,850.00	\$82,690.00	HFN3C
178	\$149,750.00	\$83,200.00	HFN3C
179	\$150,660.00	\$83,700.00	HFN3C
180	\$151,560.00	\$84,200.00	HFN3C

ISSUED: JUNE 16, 2011

EFFECTIVE: JULY 1, 2011

ACCESS SERVICE

23 – Metropolitan Statistical Area Access Services (Cont'd)

23.5 Rates and Charges (Cont'd)

23.5.2 BellSouth SPA Service (Cont'd)

23.5.2.20 BellSouth SPA Managed Shared Network Service (Cont'd)

(A) DS3 Service - Flat rate per Local Channel, per Aggregation Location.
(Cont'd)

(3) Zone 3 (Cont'd)

(g) North Carolina (Cont'd)

<u>Quantity of DS3s Per Aggregation Location</u>	<u>Month to Month/ 12 Month Rate</u>	<u>60 Month Rate</u>	<u>USOC</u>
181	\$152,470.00	\$84,710.00	HFN3C
182	\$153,380.00	\$85,210.00	HFN3C
183	\$154,280.00	\$85,720.00	HFN3C
184	\$155,200.00	\$86,220.00	HFN3C
185	\$156,100.00	\$86,720.00	HFN3C
186	\$157,010.00	\$87,230.00	HFN3C
187	\$157,920.00	\$87,730.00	HFN3C
188	\$158,820.00	\$88,240.00	HFN3C
189	\$159,730.00	\$88,740.00	HFN3C
190	\$160,630.00	\$89,240.00	HFN3C
191	\$161,540.00	\$89,750.00	HFN3C
192	\$162,460.00	\$90,250.00	HFN3C

ISSUED: JUNE 16, 2011

EFFECTIVE: JULY 1, 2011

ACCESS SERVICE

23 – Metropolitan Statistical Area Access Services (Cont'd)

23.5 Rates and Charges (Cont'd)

23.5.2 BellSouth SPA Service (Cont'd)

23.5.2.20 BellSouth SPA Managed Shared Network Service (Cont'd)

(A) DS3 service - Flat rate per Local Channel, per Aggregation Location.
 (Cont'd)

(3) Zone 3 (Cont'd)

(h) South Carolina

<u>Quantity of DS3s Per Aggregation Location</u>	<u>Month to Month/ 12 Month Rate</u>	<u>60 Month Rate</u>	<u>USOC</u>
1	\$8,515.00	\$4,730.00	HFN3C
2	\$8,774.00	\$4,874.00	HFN3C
3	\$9,034.00	\$5,018.00	HFN3C
4	\$9,293.00	\$5,162.00	HFN3C
5	\$10,589.00	\$5,882.00	HFN3C
6	\$11,885.00	\$6,602.00	HFN3C
7	\$13,351.00	\$7,417.00	HFN3C
8	\$14,752.00	\$8,195.00	HFN3C
9	\$16,086.00	\$8,936.00	HFN3C
10	\$17,357.00	\$9,642.00	HFN3C
11	\$18,568.00	\$10,315.00	HFN3C
12	\$19,715.00	\$10,952.00	HFN3C
13	\$20,806.00	\$11,558.00	HFN3C
14	\$21,842.00	\$12,134.00	HFN3C
15	\$22,823.00	\$12,679.00	HFN3C
16	\$23,754.00	\$13,196.00	HFN3C
17	\$24,632.00	\$13,685.00	HFN3C
18	\$25,462.00	\$14,146.00	HFN3C
19	\$26,244.00	\$14,580.00	HFN3C
20	\$26,983.00	\$14,990.00	HFN3C
21	\$27,682.00	\$15,378.00	HFN3C
22	\$28,334.00	\$15,742.00	HFN3C
23	\$28,952.00	\$16,085.00	HFN3C
24	\$29,527.00	\$16,404.00	HFN3C
25	\$30,076.00	\$16,709.00	HFN3C
26	\$30,586.00	\$16,992.00	HFN3C
27	\$31,066.00	\$17,258.00	HFN3C
28	\$31,517.00	\$17,509.00	HFN3C
29	\$31,937.00	\$17,742.00	HFN3C
30	\$32,335.00	\$17,964.00	HFN3C

ISSUED: JUNE 16, 2011

EFFECTIVE: JULY 1, 2011

ACCESS SERVICE

23 – Metropolitan Statistical Area Access Services (Cont'd)

23.5 Rates and Charges (Cont'd)

23.5.2 BellSouth SPA Service (Cont'd)

23.5.2.20 BellSouth SPA Managed Shared Network Service (Cont'd)

(A) DS3 service - Flat rate per Local Channel, per Aggregation Location.
(Cont'd)

(3) Zone 3 (Cont'd)

(h) South Carolina (Cont'd)

<u>Quantity of DS3s Per Aggregation Location</u>	<u>Month to Month/ 12 Month Rate</u>	<u>60 Month Rate</u>	<u>USOC</u>
31	\$32,710.00	\$18,172.00	HFN3C
32	\$33,060.00	\$18,366.00	HFN3C
33	\$33,389.00	\$18,550.00	HFN3C
34	\$33,704.00	\$18,725.00	HFN3C
35	\$34,003.00	\$18,890.00	HFN3C
36	\$34,282.00	\$19,045.00	HFN3C
37	\$34,552.00	\$19,195.00	HFN3C
38	\$34,813.00	\$19,340.00	HFN3C
39	\$35,065.00	\$19,481.00	HFN3C
40	\$35,308.00	\$19,615.00	HFN3C
41	\$35,549.00	\$19,750.00	HFN3C
42	\$35,785.00	\$19,880.00	HFN3C
43	\$36,020.00	\$20,011.00	HFN3C
44	\$36,258.00	\$20,143.00	HFN3C
45	\$36,496.00	\$20,275.00	HFN3C
46	\$36,740.00	\$20,411.00	HFN3C
47	\$36,991.00	\$20,550.00	HFN3C
48	\$37,250.00	\$20,694.00	HFN3C
49	\$38,028.00	\$21,126.00	HFN3C
50	\$38,741.00	\$21,522.00	HFN3C
51	\$39,389.00	\$21,882.00	HFN3C
52	\$39,972.00	\$22,206.00	HFN3C
53	\$40,231.00	\$22,350.00	HFN3C
54	\$40,750.00	\$22,638.00	HFN3C
55	\$41,203.00	\$22,890.00	HFN3C
56	\$41,592.00	\$23,106.00	HFN3C
57	\$41,851.00	\$23,250.00	HFN3C
58	\$42,175.00	\$23,430.00	HFN3C
59	\$42,434.00	\$23,574.00	HFN3C
60	\$42,694.00	\$23,718.00	HFN3C

ISSUED: JUNE 16, 2011

EFFECTIVE: JULY 1, 2011

ACCESS SERVICE

23 – Metropolitan Statistical Area Access Services (Cont'd)

23.5 Rates and Charges (Cont'd)

23.5.2 BellSouth SPA Service (Cont'd)

23.5.2.20 BellSouth SPA Managed Shared Network Service (Cont'd)

(A) DS3 Service - Flat rate per Local Channel, per Aggregation Location.
 (Cont'd)

(3) Zone 3 (Cont'd)

(h) South Carolina (Cont'd)

<u>Quantity of DS3s Per Aggregation Location</u>	<u>Month to Month/ 12 Month Rate</u>	<u>60 Month Rate</u>	<u>USOC</u>
61	\$43,605.00	\$24,225.00	HFN3C
62	\$44,515.00	\$24,730.00	HFN3C
63	\$45,425.00	\$25,235.00	HFN3C
64	\$46,335.00	\$25,740.00	HFN3C
65	\$47,245.00	\$26,245.00	HFN3C
66	\$48,155.00	\$26,750.00	HFN3C
67	\$49,065.00	\$27,255.00	HFN3C
68	\$49,975.00	\$27,760.00	HFN3C
69	\$50,885.00	\$28,265.00	HFN3C
70	\$51,795.00	\$28,770.00	HFN3C
71	\$52,705.00	\$29,275.00	HFN3C
72	\$53,615.00	\$29,780.00	HFN3C
73	\$54,525.00	\$30,285.00	HFN3C
74	\$55,435.00	\$30,790.00	HFN3C
75	\$56,345.00	\$31,295.00	HFN3C
76	\$57,255.00	\$31,800.00	HFN3C
77	\$58,165.00	\$32,305.00	HFN3C
78	\$59,075.00	\$32,810.00	HFN3C
79	\$59,985.00	\$33,315.00	HFN3C
80	\$60,895.00	\$33,820.00	HFN3C
81	\$61,805.00	\$34,325.00	HFN3C
82	\$62,715.00	\$34,830.00	HFN3C
83	\$63,625.00	\$35,335.00	HFN3C
84	\$64,535.00	\$35,840.00	HFN3C
85	\$65,445.00	\$36,345.00	HFN3C
86	\$66,355.00	\$36,850.00	HFN3C
87	\$67,265.00	\$37,355.00	HFN3C
88	\$68,175.00	\$37,860.00	HFN3C
89	\$69,085.00	\$38,365.00	HFN3C
90	\$69,995.00	\$38,870.00	HFN3C

ISSUED: JUNE 16, 2011

EFFECTIVE: JULY 1, 2011

ACCESS SERVICE

23 – Metropolitan Statistical Area Access Services (Cont'd)

23.5 Rates and Charges (Cont'd)

23.5.2 BellSouth SPA Service (Cont'd)

23.5.2.20 BellSouth SPA Managed Shared Network Service (Cont'd)

(A) DS3 Service - Flat rate per Local Channel, per Aggregation Location.
(Cont'd)

(3) Zone 3 (Cont'd)

(h) South Carolina (Cont'd)

<u>Quantity of DS3s Per Aggregation Location</u>	<u>Month to Month/ 12 Month Rate</u>	<u>60 Month Rate</u>	<u>USOC</u>
91	\$70,905.00	\$39,375.00	HFN3C
92	\$71,815.00	\$39,880.00	HFN3C
93	\$72,725.00	\$40,385.00	HFN3C
94	\$73,635.00	\$40,890.00	HFN3C
95	\$74,545.00	\$41,395.00	HFN3C
96	\$75,455.00	\$41,900.00	HFN3C
97	\$76,365.00	\$42,405.00	HFN3C
98	\$77,275.00	\$42,910.00	HFN3C
99	\$78,185.00	\$43,415.00	HFN3C
100	\$79,095.00	\$43,920.00	HFN3C
101	\$80,005.00	\$44,425.00	HFN3C
102	\$80,915.00	\$44,930.00	HFN3C
103	\$81,825.00	\$45,435.00	HFN3C
104	\$82,735.00	\$45,940.00	HFN3C
105	\$83,645.00	\$46,445.00	HFN3C
106	\$84,555.00	\$46,950.00	HFN3C
107	\$85,465.00	\$47,455.00	HFN3C
108	\$86,375.00	\$47,960.00	HFN3C
109	\$87,285.00	\$48,465.00	HFN3C
110	\$88,195.00	\$48,970.00	HFN3C
111	\$89,105.00	\$49,475.00	HFN3C
112	\$90,015.00	\$49,980.00	HFN3C
113	\$90,925.00	\$50,485.00	HFN3C
114	\$91,835.00	\$50,990.00	HFN3C
115	\$92,745.00	\$51,495.00	HFN3C
116	\$93,655.00	\$52,000.00	HFN3C
117	\$94,565.00	\$52,505.00	HFN3C
118	\$95,475.00	\$53,010.00	HFN3C
119	\$96,385.00	\$53,515.00	HFN3C
120	\$97,295.00	\$54,020.00	HFN3C

ISSUED: JUNE 16, 2011

EFFECTIVE: JULY 1, 2011

ACCESS SERVICE

23 – Metropolitan Statistical Area Access Services (Cont'd)

23.5 Rates and Charges (Cont'd)

23.5.2 BellSouth SPA Service (Cont'd)

23.5.2.20 BellSouth SPA Managed Shared Network Service (Cont'd)

(A) DS3 Service - Flat rate per Local Channel, per Aggregation Location.
 (Cont'd)

(3) Zone 3 (Cont'd)

(h) South Carolina (Cont'd)

<u>Quantity of DS3s Per Aggregation Location</u>	<u>Month to Month/ 12 Month Rate</u>	<u>60 Month Rate</u>	<u>USOC</u>
121	\$98,205.00	\$54,525.00	HFN3C
122	\$99,115.00	\$55,030.00	HFN3C
123	\$100,025.00	\$55,535.00	HFN3C
124	\$100,935.00	\$56,040.00	HFN3C
125	\$101,845.00	\$56,545.00	HFN3C
126	\$102,755.00	\$57,050.00	HFN3C
127	\$103,665.00	\$57,555.00	HFN3C
128	\$104,575.00	\$58,060.00	HFN3C
129	\$105,485.00	\$58,565.00	HFN3C
130	\$106,395.00	\$59,070.00	HFN3C
131	\$107,305.00	\$59,575.00	HFN3C
132	\$108,215.00	\$60,080.00	HFN3C
133	\$109,125.00	\$60,585.00	HFN3C
134	\$110,035.00	\$61,090.00	HFN3C
135	\$110,945.00	\$61,595.00	HFN3C
136	\$111,855.00	\$62,100.00	HFN3C
137	\$112,765.00	\$62,605.00	HFN3C
138	\$113,675.00	\$63,110.00	HFN3C
139	\$114,585.00	\$63,615.00	HFN3C
140	\$115,495.00	\$64,120.00	HFN3C
141	\$116,405.00	\$64,625.00	HFN3C
142	\$117,315.00	\$65,130.00	HFN3C
143	\$118,225.00	\$65,635.00	HFN3C
144	\$119,135.00	\$66,140.00	HFN3C
145	\$119,810.00	\$66,560.00	HFN3C
146	\$120,720.00	\$67,070.00	HFN3C
147	\$121,630.00	\$67,570.00	HFN3C
148	\$122,530.00	\$68,080.00	HFN3C
149	\$123,440.00	\$68,580.00	HFN3C
150	\$124,340.00	\$69,080.00	HFN3C

ISSUED: JUNE 16, 2011

EFFECTIVE: JULY 1, 2011

ACCESS SERVICE

23 – Metropolitan Statistical Area Access Services (Cont'd)

23.5 Rates and Charges (Cont'd)

23.5.2 BellSouth SPA Service (Cont'd)

23.5.2.20 BellSouth SPA Managed Shared Network Service (Cont'd)

(A) DS3 Service - Flat rate per Local Channel, per Aggregation Location.
 (Cont'd)

(3) Zone 3 (Cont'd)
 (i) South Carolina (Cont'd)

<u>Quantity of DS3s Per Aggregation Location</u>	<u>Month to Month/ 12 Month Rate</u>	<u>60 Month Rate</u>	<u>USOC</u>
151	\$125,260.00	\$69,590.00	HFN3C
152	\$126,170.00	\$70,090.00	HFN3C
153	\$127,070.00	\$70,600.00	HFN3C
154	\$127,980.00	\$71,100.00	HFN3C
155	\$128,880.00	\$71,600.00	HFN3C
156	\$129,790.00	\$72,110.00	HFN3C
157	\$130,700.00	\$72,610.00	HFN3C
158	\$131,600.00	\$73,120.00	HFN3C
159	\$132,520.00	\$73,620.00	HFN3C
160	\$133,420.00	\$74,120.00	HFN3C
161	\$134,330.00	\$74,630.00	HFN3C
162	\$135,240.00	\$75,130.00	HFN3C
163	\$136,140.00	\$75,640.00	HFN3C
164	\$137,050.00	\$76,140.00	HFN3C
165	\$137,950.00	\$76,640.00	HFN3C
166	\$138,860.00	\$77,150.00	HFN3C
167	\$139,780.00	\$77,650.00	HFN3C
168	\$140,680.00	\$78,160.00	HFN3C
169	\$141,590.00	\$78,660.00	HFN3C
170	\$142,490.00	\$79,160.00	HFN3C
171	\$143,400.00	\$79,670.00	HFN3C
172	\$144,310.00	\$80,170.00	HFN3C
173	\$145,210.00	\$80,680.00	HFN3C
174	\$146,120.00	\$81,180.00	HFN3C
175	\$147,020.00	\$81,680.00	HFN3C
176	\$147,940.00	\$82,190.00	HFN3C
177	\$148,850.00	\$82,690.00	HFN3C
178	\$149,750.00	\$83,200.00	HFN3C
179	\$150,660.00	\$83,700.00	HFN3C
180	\$151,560.00	\$84,200.00	HFN3C

ISSUED: JUNE 16, 2011

EFFECTIVE: JULY 1, 2011

ACCESS SERVICE

23 – Metropolitan Statistical Area Access Services (Cont'd)

23.5 Rates and Charges (Cont'd)

23.5.2 BellSouth SPA Service (Cont'd)

23.5.2.20 BellSouth SPA Managed Shared Network Service (Cont'd)

(A) DS3 Service - Flat rate per Local Channel, per Aggregation Location.
(Cont'd)

(3) Zone 3 (Cont'd)

(h) South Carolina (Cont'd)

<u>Quantity of DS3s Per Aggregation Location</u>	<u>Month to Month/ 12 Month Rate</u>	<u>60 Month Rate</u>	<u>USOC</u>
181	\$152,470.00	\$84,710.00	HFN3C
182	\$153,380.00	\$85,210.00	HFN3C
183	\$154,280.00	\$85,720.00	HFN3C
184	\$155,200.00	\$86,220.00	HFN3C
185	\$156,100.00	\$86,720.00	HFN3C
186	\$157,010.00	\$87,230.00	HFN3C
187	\$157,920.00	\$87,730.00	HFN3C
188	\$158,820.00	\$88,240.00	HFN3C
189	\$159,730.00	\$88,740.00	HFN3C
190	\$160,630.00	\$89,240.00	HFN3C
191	\$161,540.00	\$89,750.00	HFN3C
192	\$162,460.00	\$90,250.00	HFN3C

ISSUED: JUNE 16, 2011

EFFECTIVE: JULY 1, 2011

ACCESS SERVICE

23 – Metropolitan Statistical Area Access Services (Cont'd)

23.5 Rates and Charges (Cont'd)

23.5.2 BellSouth SPA Service (Cont'd)

23.5.2.20 BellSouth SPA Managed Shared Network Service (Cont'd)

(A) DS3 service - Flat rate per Local Channel, per Aggregation Location.
 (Cont'd)

(3) Zone 3 (Cont'd)

(i) Tennessee

<u>Quantity of DS3s Per Aggregation Location</u>	<u>Month to Month/ 12 Month Rate</u>	<u>60 Month Rate</u>	<u>USOC</u>
1	\$8,515.00	\$4,730.00	HFN3C
2	\$8,774.00	\$4,874.00	HFN3C
3	\$9,034.00	\$5,018.00	HFN3C
4	\$9,293.00	\$5,162.00	HFN3C
5	\$10,589.00	\$5,882.00	HFN3C
6	\$11,885.00	\$6,602.00	HFN3C
7	\$13,351.00	\$7,417.00	HFN3C
8	\$14,752.00	\$8,195.00	HFN3C
9	\$16,086.00	\$8,936.00	HFN3C
10	\$17,357.00	\$9,642.00	HFN3C
11	\$18,568.00	\$10,315.00	HFN3C
12	\$19,715.00	\$10,952.00	HFN3C
13	\$20,806.00	\$11,558.00	HFN3C
14	\$21,842.00	\$12,134.00	HFN3C
15	\$22,823.00	\$12,679.00	HFN3C
16	\$23,754.00	\$13,196.00	HFN3C
17	\$24,632.00	\$13,685.00	HFN3C
18	\$25,462.00	\$14,146.00	HFN3C
19	\$26,244.00	\$14,580.00	HFN3C
20	\$26,983.00	\$14,990.00	HFN3C
21	\$27,682.00	\$15,378.00	HFN3C
22	\$28,334.00	\$15,742.00	HFN3C
23	\$28,952.00	\$16,085.00	HFN3C
24	\$29,527.00	\$16,404.00	HFN3C
25	\$30,076.00	\$16,709.00	HFN3C
26	\$30,586.00	\$16,992.00	HFN3C
27	\$31,066.00	\$17,258.00	HFN3C
28	\$31,517.00	\$17,509.00	HFN3C
29	\$31,937.00	\$17,742.00	HFN3C
30	\$32,335.00	\$17,964.00	HFN3C

ISSUED: JUNE 16, 2011

EFFECTIVE: JULY 1, 2011

ACCESS SERVICE

23 – Metropolitan Statistical Area Access Services (Cont'd)

23.5 Rates and Charges (Cont'd)

23.5.2 BellSouth SPA Service (Cont'd)

23.5.2.20 BellSouth SPA Managed Shared Network Service (Cont'd)

(A) DS3 service - Flat rate per Local Channel, per Aggregation Location.
 (Cont'd)

(3) Zone 3 (Cont'd)

(i) Tennessee (Cont'd)

<u>Quantity of DS3s Per Aggregation Location</u>	<u>Month to Month/ 12 Month Rate</u>	<u>60 Month Rate</u>	<u>USOC</u>
31	\$32,710.00	\$18,172.00	HFN3C
32	\$33,060.00	\$18,366.00	HFN3C
33	\$33,389.00	\$18,550.00	HFN3C
34	\$33,704.00	\$18,725.00	HFN3C
35	\$34,003.00	\$18,890.00	HFN3C
36	\$34,282.00	\$19,045.00	HFN3C
37	\$34,552.00	\$19,195.00	HFN3C
38	\$34,813.00	\$19,340.00	HFN3C
39	\$35,065.00	\$19,481.00	HFN3C
40	\$35,308.00	\$19,615.00	HFN3C
41	\$35,549.00	\$19,750.00	HFN3C
42	\$35,785.00	\$19,880.00	HFN3C
43	\$36,020.00	\$20,011.00	HFN3C
44	\$36,258.00	\$20,143.00	HFN3C
45	\$36,496.00	\$20,275.00	HFN3C
46	\$36,740.00	\$20,411.00	HFN3C
47	\$36,991.00	\$20,550.00	HFN3C
48	\$37,250.00	\$20,694.00	HFN3C
49	\$38,028.00	\$21,126.00	HFN3C
50	\$38,741.00	\$21,522.00	HFN3C
51	\$39,389.00	\$21,882.00	HFN3C
52	\$39,972.00	\$22,206.00	HFN3C
53	\$40,231.00	\$22,350.00	HFN3C
54	\$40,750.00	\$22,638.00	HFN3C
55	\$41,203.00	\$22,890.00	HFN3C
56	\$41,592.00	\$23,106.00	HFN3C
57	\$41,851.00	\$23,250.00	HFN3C
58	\$42,175.00	\$23,430.00	HFN3C
59	\$42,434.00	\$23,574.00	HFN3C
60	\$42,694.00	\$23,718.00	HFN3C

ISSUED: JUNE 16, 2011

EFFECTIVE: JULY 1, 2011

ACCESS SERVICE

23 – Metropolitan Statistical Area Access Services (Cont'd)

23.5 Rates and Charges (Cont'd)

23.5.2 BellSouth SPA Service (Cont'd)

23.5.2.20 BellSouth SPA Managed Shared Network Service (Cont'd)

(A) DS3 Service - Flat rate per Local Channel, per Aggregation Location.
(Cont'd)

(3) Zone 3 (Cont'd)

(i) Tennessee (Cont'd)

<u>Quantity of DS3s Per Aggregation Location</u>	<u>Month to Month/ 12 Month Rate</u>	<u>60 Month Rate</u>	<u>USOC</u>
61	\$43,605.00	\$24,225.00	HFN3C
62	\$44,515.00	\$24,730.00	HFN3C
63	\$45,425.00	\$25,235.00	HFN3C
64	\$46,335.00	\$25,740.00	HFN3C
65	\$47,245.00	\$26,245.00	HFN3C
66	\$48,155.00	\$26,750.00	HFN3C
67	\$49,065.00	\$27,255.00	HFN3C
68	\$49,975.00	\$27,760.00	HFN3C
69	\$50,885.00	\$28,265.00	HFN3C
70	\$51,795.00	\$28,770.00	HFN3C
71	\$52,705.00	\$29,275.00	HFN3C
72	\$53,615.00	\$29,780.00	HFN3C
73	\$54,525.00	\$30,285.00	HFN3C
74	\$55,435.00	\$30,790.00	HFN3C
75	\$56,345.00	\$31,295.00	HFN3C
76	\$57,255.00	\$31,800.00	HFN3C
77	\$58,165.00	\$32,305.00	HFN3C
78	\$59,075.00	\$32,810.00	HFN3C
79	\$59,985.00	\$33,315.00	HFN3C
80	\$60,895.00	\$33,820.00	HFN3C
81	\$61,805.00	\$34,325.00	HFN3C
82	\$62,715.00	\$34,830.00	HFN3C
83	\$63,625.00	\$35,335.00	HFN3C
84	\$64,535.00	\$35,840.00	HFN3C
85	\$65,445.00	\$36,345.00	HFN3C
86	\$66,355.00	\$36,850.00	HFN3C
87	\$67,265.00	\$37,355.00	HFN3C
88	\$68,175.00	\$37,860.00	HFN3C
89	\$69,085.00	\$38,365.00	HFN3C
90	\$69,995.00	\$38,870.00	HFN3C

ISSUED: JUNE 16, 2011

EFFECTIVE: JULY 1, 2011

ACCESS SERVICE

23 – Metropolitan Statistical Area Access Services (Cont'd)

23.5 Rates and Charges (Cont'd)

23.5.2 BellSouth SPA Service (Cont'd)

23.5.2.20 BellSouth SPA Managed Shared Network Service (Cont'd)

(A) DS3 Service - Flat rate per Local Channel, per Aggregation Location.
(Cont'd)

(3) Zone 3 (Cont'd)

(i) Tennessee (Cont'd)

<u>Quantity of DS3s Per Aggregation Location</u>	<u>Month to Month/ 12 Month Rate</u>	<u>60 Month Rate</u>	<u>USOC</u>
91	\$70,905.00	\$39,375.00	HFN3C
92	\$71,815.00	\$39,880.00	HFN3C
93	\$72,725.00	\$40,385.00	HFN3C
94	\$73,635.00	\$40,890.00	HFN3C
95	\$74,545.00	\$41,395.00	HFN3C
96	\$75,455.00	\$41,900.00	HFN3C
97	\$76,365.00	\$42,405.00	HFN3C
98	\$77,275.00	\$42,910.00	HFN3C
99	\$78,185.00	\$43,415.00	HFN3C
100	\$79,095.00	\$43,920.00	HFN3C
101	\$80,005.00	\$44,425.00	HFN3C
102	\$80,915.00	\$44,930.00	HFN3C
103	\$81,825.00	\$45,435.00	HFN3C
104	\$82,735.00	\$45,940.00	HFN3C
105	\$83,645.00	\$46,445.00	HFN3C
106	\$84,555.00	\$46,950.00	HFN3C
107	\$85,465.00	\$47,455.00	HFN3C
108	\$86,375.00	\$47,960.00	HFN3C
109	\$87,285.00	\$48,465.00	HFN3C
110	\$88,195.00	\$48,970.00	HFN3C
111	\$89,105.00	\$49,475.00	HFN3C
112	\$90,015.00	\$49,980.00	HFN3C
113	\$90,925.00	\$50,485.00	HFN3C
114	\$91,835.00	\$50,990.00	HFN3C
115	\$92,745.00	\$51,495.00	HFN3C
116	\$93,655.00	\$52,000.00	HFN3C
117	\$94,565.00	\$52,505.00	HFN3C
118	\$95,475.00	\$53,010.00	HFN3C
119	\$96,385.00	\$53,515.00	HFN3C
120	\$97,295.00	\$54,020.00	HFN3C

ISSUED: JUNE 16, 2011

EFFECTIVE: JULY 1, 2011

ACCESS SERVICE

23 – Metropolitan Statistical Area Access Services (Cont'd)

23.5 Rates and Charges (Cont'd)

23.5.2 BellSouth SPA Service (Cont'd)

23.5.2.20 BellSouth SPA Managed Shared Network Service (Cont'd)

(A) DS3 Service - Flat rate per Local Channel, per Aggregation Location.
 (Cont'd)

(3) Zone 3 (Cont'd)

(i) Tennessee (Cont'd)

<u>Quantity of DS3s Per Aggregation Location</u>	<u>Month to Month/ 12 Month Rate</u>	<u>60 Month Rate</u>	<u>USOC</u>
121	\$98,205.00	\$54,525.00	HFN3C
122	\$99,115.00	\$55,030.00	HFN3C
123	\$100,025.00	\$55,535.00	HFN3C
124	\$100,935.00	\$56,040.00	HFN3C
125	\$101,845.00	\$56,545.00	HFN3C
126	\$102,755.00	\$57,050.00	HFN3C
127	\$103,665.00	\$57,555.00	HFN3C
128	\$104,575.00	\$58,060.00	HFN3C
129	\$105,485.00	\$58,565.00	HFN3C
130	\$106,395.00	\$59,070.00	HFN3C
131	\$107,305.00	\$59,575.00	HFN3C
132	\$108,215.00	\$60,080.00	HFN3C
133	\$109,125.00	\$60,585.00	HFN3C
134	\$110,035.00	\$61,090.00	HFN3C
135	\$110,945.00	\$61,595.00	HFN3C
136	\$111,855.00	\$62,100.00	HFN3C
137	\$112,765.00	\$62,605.00	HFN3C
138	\$113,675.00	\$63,110.00	HFN3C
139	\$114,585.00	\$63,615.00	HFN3C
140	\$115,495.00	\$64,120.00	HFN3C
141	\$116,405.00	\$64,625.00	HFN3C
142	\$117,315.00	\$65,130.00	HFN3C
143	\$118,225.00	\$65,635.00	HFN3C
144	\$119,135.00	\$66,140.00	HFN3C
145	\$119,810.00	\$66,560.00	HFN3C
146	\$120,720.00	\$67,070.00	HFN3C
147	\$121,630.00	\$67,570.00	HFN3C
148	\$122,530.00	\$68,080.00	HFN3C
149	\$123,440.00	\$68,580.00	HFN3C
150	\$124,340.00	\$69,080.00	HFN3C

ISSUED: JUNE 16, 2011

EFFECTIVE: JULY 1, 2011

ACCESS SERVICE

23 – Metropolitan Statistical Area Access Services (Cont'd)

23.5 Rates and Charges (Cont'd)

23.5.2 BellSouth SPA Service (Cont'd)

23.5.2.20 BellSouth SPA Managed Shared Network Service (Cont'd)

(A) DS3 Service - Flat rate per Local Channel, per Aggregation Location.
 (Cont'd)

(3) Zone 3 (Cont'd)

(i) Tennessee (Cont'd)

<u>Quantity of DS3s Per Aggregation Location</u>	<u>Month to Month/ 12 Month Rate</u>	<u>60 Month Rate</u>	<u>USOC</u>
151	\$125,260.00	\$69,590.00	HFN3C
152	\$126,170.00	\$70,090.00	HFN3C
153	\$127,070.00	\$70,600.00	HFN3C
154	\$127,980.00	\$71,100.00	HFN3C
155	\$128,880.00	\$71,600.00	HFN3C
156	\$129,790.00	\$72,110.00	HFN3C
157	\$130,700.00	\$72,610.00	HFN3C
158	\$131,600.00	\$73,120.00	HFN3C
159	\$132,520.00	\$73,620.00	HFN3C
160	\$133,420.00	\$74,120.00	HFN3C
161	\$134,330.00	\$74,630.00	HFN3C
162	\$135,240.00	\$75,130.00	HFN3C
163	\$136,140.00	\$75,640.00	HFN3C
164	\$137,050.00	\$76,140.00	HFN3C
165	\$137,950.00	\$76,640.00	HFN3C
166	\$138,860.00	\$77,150.00	HFN3C
167	\$139,780.00	\$77,650.00	HFN3C
168	\$140,680.00	\$78,160.00	HFN3C
169	\$141,590.00	\$78,660.00	HFN3C
170	\$142,490.00	\$79,160.00	HFN3C
171	\$143,400.00	\$79,670.00	HFN3C
172	\$144,310.00	\$80,170.00	HFN3C
173	\$145,210.00	\$80,680.00	HFN3C
174	\$146,120.00	\$81,180.00	HFN3C
175	\$147,020.00	\$81,680.00	HFN3C
176	\$147,940.00	\$82,190.00	HFN3C
177	\$148,850.00	\$82,690.00	HFN3C
178	\$149,750.00	\$83,200.00	HFN3C
179	\$150,660.00	\$83,700.00	HFN3C
180	\$151,560.00	\$84,200.00	HFN3C

ISSUED: JUNE 16, 2011

EFFECTIVE: JULY 1, 2011

ACCESS SERVICE

23 – Metropolitan Statistical Area Access Services (Cont'd)

23.5 Rates and Charges (Cont'd)

23.5.2 BellSouth SPA Service (Cont'd)

23.5.2.20 BellSouth SPA Managed Shared Network Service (Cont'd)

(A) DS3 Service - Flat rate per Local Channel, per Aggregation Location.
(Cont'd)

(3) Zone 3 (Cont'd)

(i) Tennessee (Cont'd)

<u>Quantity of DS3s Per Aggregation Location</u>	<u>Month to Month/ 12 Month Rate</u>	<u>60 Month Rate</u>	<u>USOC</u>
181	\$152,470.00	\$84,710.00	HFN3C
182	\$153,380.00	\$85,210.00	HFN3C
183	\$154,280.00	\$85,720.00	HFN3C
184	\$155,200.00	\$86,220.00	HFN3C
185	\$156,100.00	\$86,720.00	HFN3C
186	\$157,010.00	\$87,230.00	HFN3C
187	\$157,920.00	\$87,730.00	HFN3C
188	\$158,820.00	\$88,240.00	HFN3C
189	\$159,730.00	\$88,740.00	HFN3C
190	\$160,630.00	\$89,240.00	HFN3C
191	\$161,540.00	\$89,750.00	HFN3C
192	\$162,460.00	\$90,250.00	HFN3C

ISSUED: JUNE 16, 2011

EFFECTIVE: JULY 1, 2011

ACCESS SERVICE

23 – Metropolitan Statistical Area Access Services (Cont'd)

23.5 Rates and Charges (Cont'd)

23.5.2 BellSouth SPA Service (Cont'd)

23.5.2.20 BellSouth SPA Managed Shared Network Service (Cont'd)

(B) DS3 Service Interoffice Channel - per DS3

(1) Zone 1

(a) Mileage Band Over 0 - 8: Fixed
 Month to Month/

<u>States</u>	<u>12 Month Rate</u>	<u>60 Month Rate</u>	<u>USOC</u>
Alabama	\$3,240.00	\$1,200.00	1L5NS
Florida	\$3,240.00	\$1,200.00	1L5NS
Georgia	\$3,240.00	\$1,200.00	1L5NS
Kentucky	\$3,240.00	\$1,200.00	1L5NS
Louisiana	\$3,240.00	\$1,200.00	1L5NS
Mississippi	\$3,240.00	\$1,200.00	1L5NS
North Carolina	\$3,240.00	\$1,200.00	1L5NS
South Carolina	\$3,240.00	\$1,200.00	1L5NS
Tennessee	\$3,240.00	\$1,200.00	1L5NS

(b) Mileage Band Over 0 - 8: Per Mile

<u>States</u>	<u>Month to Month/ 12 Month Rate</u>	<u>60 Month Rate</u>	<u>USOC</u>
Alabama	N/A	N/A	1L5NS
Florida	N/A	N/A	1L5NS
Georgia	N/A	N/A	1L5NS
Kentucky	N/A	N/A	1L5NS
Louisiana	N/A	N/A	1L5NS
Mississippi	N/A	N/A	1L5NS
North Carolina	N/A	N/A	1L5NS
South Carolina	N/A	N/A	1L5NS
Tennessee	N/A	N/A	1L5NS

ISSUED: JUNE 16, 2011

EFFECTIVE: JULY 1, 2011

ACCESS SERVICE

23 – Metropolitan Statistical Area Access Services (Cont'd)

23.5 Rates and Charges (Cont'd)

23.5.2 BellSouth SPA Service (Cont'd)

23.5.2.20 BellSouth SPA Managed Shared Network Service (Cont'd)

(B) DS3 Service Interoffice Channel - per DS3 (Cont'd)

(1) Zone 1 (Cont'd)

(c) Mileage Band 9 - 25: Fixed

<u>States</u>	<u>Month to Month/ 12 Month Rate</u>	<u>60 Month Rate</u>	<u>USOC</u>
Alabama	\$5,940.00	\$2,420.00	1L5NS
Florida	\$5,940.00	\$2,420.00	1L5NS
Georgia	\$5,940.00	\$2,420.00	1L5NS
Kentucky	\$5,940.00	\$2,420.00	1L5NS
Louisiana	\$5,940.00	\$2,420.00	1L5NS
Mississippi	\$5,940.00	\$2,420.00	1L5NS
North Carolina	\$5,940.00	\$2,420.00	1L5NS
South Carolina	\$5,940.00	\$2,420.00	1L5NS
Tennessee	\$5,940.00	\$2,420.00	1L5NS

(d) Mileage Band 9 - 25: Per Mile

<u>States</u>	<u>Month to Month/ 12 Month Rate</u>	<u>60 Month Rate</u>	<u>USOC</u>
Alabama	N/A	N/A	1L5NS
Florida	N/A	N/A	1L5NS
Georgia	N/A	N/A	1L5NS
Kentucky	N/A	N/A	1L5NS
Louisiana	N/A	N/A	1L5NS
Mississippi	N/A	N/A	1L5NS
North Carolina	N/A	N/A	1L5NS
South Carolina	N/A	N/A	1L5NS
Tennessee	N/A	N/A	1L5NS

ISSUED: JUNE 16, 2011

EFFECTIVE: JULY 1, 2011

ACCESS SERVICE

23 – Metropolitan Statistical Area Access Services (Cont'd)

23.5 Rates and Charges (Cont'd)

23.5.2 BellSouth SPA Service (Cont'd)

23.5.2.20 BellSouth SPA Managed Shared Network Service (Cont'd)

(B) DS3 Service Interoffice Channel - per DS3 (Cont'd)

(1) Zone 1 (Cont'd)

(e) Mileage Band Over 25: Fixed

<u>States</u>	<u>Month to Month/ 12 Month Rate</u>	<u>60 Month Rate</u>	<u>USOC</u>
Alabama	\$2,520.00	\$1,400.00	1L5NS
Florida	\$2,520.00	\$1,400.00	1L5NS
Georgia	\$2,520.00	\$1,400.00	1L5NS
Kentucky	\$2,520.00	\$1,400.00	1L5NS
Louisiana	\$2,520.00	\$1,400.00	1L5NS
Mississippi	\$2,520.00	\$1,400.00	1L5NS
North Carolina	\$2,520.00	\$1,400.00	1L5NS
South Carolina	\$2,520.00	\$1,400.00	1L5NS
Tennessee	\$2,520.00	\$1,400.00	1L5NS

(f) Mileage Band Over 25: Per Mile

<u>States</u>	<u>Month to Month/ 12 Month Rate</u>	<u>60 Month Rate</u>	<u>USOC</u>
Alabama	\$216.00	\$78.00	1L5NS
Florida	\$216.00	\$78.00	1L5NS
Georgia	\$216.00	\$78.00	1L5NS
Kentucky	\$216.00	\$78.00	1L5NS
Louisiana	\$216.00	\$78.00	1L5NS
Mississippi	\$216.00	\$78.00	1L5NS
North Carolina	\$216.00	\$78.00	1L5NS
South Carolina	\$216.00	\$78.00	1L5NS
Tennessee	\$216.00	\$78.00	1L5NS

ISSUED: JUNE 16, 2011

EFFECTIVE: JULY 1, 2011

ACCESS SERVICE

23 – Metropolitan Statistical Area Access Services (Cont'd)

23.5 Rates and Charges (Cont'd)

23.5.2 BellSouth SPA Service (Cont'd)

23.5.2.20 BellSouth SPA Managed Shared Network Service (Cont'd)

(B) DS3 Service Interoffice Channel - per DS3 (Cont'd)

(2) Zone 2

(a) Mileage Band Over 0 - 8: Fixed

<u>States</u>	<u>Month to Month/ 12 Month Rate</u>	<u>60 Month Rate</u>	<u>USOC</u>
Alabama	\$3,654.00	\$1,580.00	1L5NS
Florida	\$3,654.00	\$1,580.00	1L5NS
Georgia	\$3,654.00	\$1,580.00	1L5NS
Kentucky	\$3,654.00	\$1,580.00	1L5NS
Louisiana	\$3,654.00	\$1,580.00	1L5NS
Mississippi	\$3,654.00	\$1,580.00	1L5NS
North Carolina	\$3,654.00	\$1,580.00	1L5NS
South Carolina	\$3,654.00	\$1,580.00	1L5NS
Tennessee	\$3,654.00	\$1,580.00	1L5NS

(b) Mileage Band Over 0 - 8: Per Mile

<u>States</u>	<u>Month to Month/ 12 Month Rate</u>	<u>60 Month Rate</u>	<u>USOC</u>
Alabama	N/A	N/A	1L5NS
Florida	N/A	N/A	1L5NS
Georgia	N/A	N/A	1L5NS
Kentucky	N/A	N/A	1L5NS
Louisiana	N/A	N/A	1L5NS
Mississippi	N/A	N/A	1L5NS
North Carolina	N/A	N/A	1L5NS
South Carolina	N/A	N/A	1L5NS
Tennessee	N/A	N/A	1L5NS

ISSUED: JUNE 16, 2011

EFFECTIVE: JULY 1, 2011

ACCESS SERVICE

23 – Metropolitan Statistical Area Access Services (Cont'd)

23.5 Rates and Charges (Cont'd)

23.5.2 BellSouth SPA Service (Cont'd)

23.5.2.20 BellSouth SPA Managed Shared Network Service (Cont'd)

(B) DS3 Service Interoffice Channel - per DS3 (Cont'd)

(2) Zone 2 (Cont'd)

(c) Mileage Band 9 - 25: Fixed

<u>States</u>	<u>Month to Month/ 12 Month Rate</u>	<u>60 Month Rate</u>	<u>USOC</u>
Alabama	\$6,534.00	\$2,850.00	1L5NS
Florida	\$6,534.00	\$2,850.00	1L5NS
Georgia	\$6,534.00	\$2,850.00	1L5NS
Kentucky	\$6,534.00	\$2,850.00	1L5NS
Louisiana	\$6,534.00	\$2,850.00	1L5NS
Mississippi	\$6,534.00	\$2,850.00	1L5NS
North Carolina	\$6,534.00	\$2,850.00	1L5NS
South Carolina	\$6,534.00	\$2,850.00	1L5NS
Tennessee	\$6,534.00	\$2,850.00	1L5NS

(d) Mileage Band 9 - 25: Per Mile

<u>States</u>	<u>Month to Month/ 12 Month Rate</u>	<u>60 Month Rate</u>	<u>USOC</u>
Alabama	N/A	N/A	1L5NS
Florida	N/A	N/A	1L5NS
Georgia	N/A	N/A	1L5NS
Kentucky	N/A	N/A	1L5NS
Louisiana	N/A	N/A	1L5NS
Mississippi	N/A	N/A	1L5NS
North Carolina	N/A	N/A	1L5NS
South Carolina	N/A	N/A	1L5NS
Tennessee	N/A	N/A	1L5NS

ISSUED: JUNE 16, 2011

EFFECTIVE: JULY 1, 2011

ACCESS SERVICE

23 – Metropolitan Statistical Area Access Services (Cont'd)

23.5 Rates and Charges (Cont'd)

23.5.2 BellSouth SPA Service (Cont'd)

23.5.2.20 BellSouth SPA Managed Shared Network Service (Cont'd)

(B) DS3 Service Interoffice Channel - per DS3 (Cont'd)

(2) Zone 2 (Cont'd)

(e) Mileage Band Over 25: Fixed

<u>States</u>	<u>Month to Month/ 12 Month Rate</u>	<u>60 Month Rate</u>	<u>USOC</u>
Alabama	\$2,772.00	\$1,550.00	1L5NS
Florida	\$2,772.00	\$1,550.00	1L5NS
Georgia	\$2,772.00	\$1,550.00	1L5NS
Kentucky	\$2,772.00	\$1,550.00	1L5NS
Louisiana	\$2,772.00	\$1,550.00	1L5NS
Mississippi	\$2,772.00	\$1,550.00	1L5NS
North Carolina	\$2,772.00	\$1,550.00	1L5NS
South Carolina	\$2,772.00	\$1,550.00	1L5NS
Tennessee	\$2,772.00	\$1,550.00	1L5NS

(f) Mileage Band Over 25: Per Mile

<u>States</u>	<u>Month to Month/ 12 Month Rate</u>	<u>60 Month Rate</u>	<u>USOC</u>
Alabama	\$238.00	\$90.00	1L5NS
Florida	\$238.00	\$90.00	1L5NS
Georgia	\$238.00	\$90.00	1L5NS
Kentucky	\$238.00	\$90.00	1L5NS
Louisiana	\$238.00	\$90.00	1L5NS
Mississippi	\$238.00	\$90.00	1L5NS
North Carolina	\$238.00	\$90.00	1L5NS
South Carolina	\$238.00	\$90.00	1L5NS
Tennessee	\$238.00	\$90.00	1L5NS

ISSUED: JUNE 16, 2011

EFFECTIVE: JULY 1, 2011

ACCESS SERVICE

23 – Metropolitan Statistical Area Access Services (Cont'd)

23.5 Rates and Charges (Cont'd)

23.5.2 BellSouth SPA Service (Cont'd)

23.5.2.20 BellSouth SPA Managed Shared Network Service (Cont'd)

(B) DS3 Service Interoffice Channel - per DS3 (Cont'd)

(2) Zone 3

(a) Mileage Band Over 0 - 8: Fixed

<u>States</u>	<u>Month to Month/ 12 Month Rate</u>	<u>60 Month Rate</u>	<u>USOC</u>
Alabama	\$3,920.00	\$2,150.00	1L5NS
Florida	\$3,920.00	\$2,150.00	1L5NS
Georgia	\$3,920.00	\$2,150.00	1L5NS
Kentucky	\$3,920.00	\$2,150.00	1L5NS
Louisiana	\$3,920.00	\$2,150.00	1L5NS
Mississippi	\$3,920.00	\$2,150.00	1L5NS
North Carolina	\$3,920.00	\$2,150.00	1L5NS
South Carolina	\$3,920.00	\$2,150.00	1L5NS
Tennessee	\$3,920.00	\$2,150.00	1L5NS

(b) Mileage Band Over 0 - 8: Per Mile

<u>States</u>	<u>Month to Month/ 12 Month Rate</u>	<u>60 Month Rate</u>	<u>USOC</u>
Alabama	N/A	N/A	1L5NS
Florida	N/A	N/A	1L5NS
Georgia	N/A	N/A	1L5NS
Kentucky	N/A	N/A	1L5NS
Louisiana	N/A	N/A	1L5NS
Mississippi	N/A	N/A	1L5NS
North Carolina	N/A	N/A	1L5NS
South Carolina	N/A	N/A	1L5NS
Tennessee	N/A	N/A	1L5NS

ISSUED: JUNE 16, 2011

EFFECTIVE: JULY 1, 2011

ACCESS SERVICE

23 – Metropolitan Statistical Area Access Services (Cont'd)

23.5 Rates and Charges (Cont'd)

23.5.2 BellSouth SPA Service (Cont'd)

23.5.2.20 BellSouth SPA Managed Shared Network Service (Cont'd)

(B) DS3 Service Interoffice Channel - per DS3 (Cont'd)

(3) Zone 3 (Cont'd)

(c) Mileage Band 9 - 25: Fixed

<u>States</u>	<u>Month to Month/ 12 Month Rate</u>	<u>60 Month Rate</u>	<u>USOC</u>
Alabama	\$7,187.00	\$3,950.00	1L5NS
Florida	\$7,187.00	\$3,950.00	1L5NS
Georgia	\$7,187.00	\$3,950.00	1L5NS
Kentucky	\$7,187.00	\$3,950.00	1L5NS
Louisiana	\$7,187.00	\$3,950.00	1L5NS
Mississippi	\$7,187.00	\$3,950.00	1L5NS
North Carolina	\$7,187.00	\$3,950.00	1L5NS
South Carolina	\$7,187.00	\$3,950.00	1L5NS
Tennessee	\$7,187.00	\$3,950.00	1L5NS

(d) Mileage Band 9 - 25: Per Mile

<u>States</u>	<u>Month to Month/ 12 Month Rate</u>	<u>60 Month Rate</u>	<u>USOC</u>
Alabama	N/A	N/A	1L5NS
Florida	N/A	N/A	1L5NS
Georgia	N/A	N/A	1L5NS
Kentucky	N/A	N/A	1L5NS
Louisiana	N/A	N/A	1L5NS
Mississippi	N/A	N/A	1L5NS
North Carolina	N/A	N/A	1L5NS
South Carolina	N/A	N/A	1L5NS
Tennessee	N/A	N/A	1L5NS

ISSUED: JUNE 16, 2011

EFFECTIVE: JULY 1, 2011

ACCESS SERVICE

23 – Metropolitan Statistical Area Access Services (Cont'd)

23.5 Rates and Charges (Cont'd)

23.5.2 BellSouth SPA Service (Cont'd)

23.5.2.20 BellSouth SPA Managed Shared Network Service (Cont'd)

(B) DS3 Service Interoffice Channel - per DS3 (Cont'd)

(3) Zone 3 (Cont'd)

(e) Mileage Band Over 25: Fixed

<u>States</u>	<u>Month to Month/ 12 Month Rate</u>	<u>60 Month Rate</u>	<u>USOC</u>
Alabama	\$3,049.00	\$1,700.00	1L5NS
Florida	\$3,049.00	\$1,700.00	1L5NS
Georgia	\$3,049.00	\$1,700.00	1L5NS
Kentucky	\$3,049.00	\$1,700.00	1L5NS
Louisiana	\$3,049.00	\$1,700.00	1L5NS
Mississippi	\$3,049.00	\$1,700.00	1L5NS
North Carolina	\$3,049.00	\$1,700.00	1L5NS
South Carolina	\$3,049.00	\$1,700.00	1L5NS
Tennessee	\$3,049.00	\$1,700.00	1L5NS

(f) Mileage Band Over 25: Per Mile

<u>States</u>	<u>Month to Month/ 12 Month Rate</u>	<u>60 Month Rate</u>	<u>USOC</u>
Alabama	\$262.00	\$114.00	1L5NS
Florida	\$262.00	\$114.00	1L5NS
Georgia	\$262.00	\$114.00	1L5NS
Kentucky	\$262.00	\$114.00	1L5NS
Louisiana	\$262.00	\$114.00	1L5NS
Mississippi	\$262.00	\$114.00	1L5NS
North Carolina	\$262.00	\$114.00	1L5NS
South Carolina	\$262.00	\$114.00	1L5NS
Tennessee	\$262.00	\$114.00	1L5NS

ISSUED: JUNE 16, 2011

EFFECTIVE: JULY 1, 2011

ACCESS SERVICE

23 – Metropolitan Statistical Area Access Services (Cont'd)

23.5 Rates and Charges (Cont'd)

23.5.2 BellSouth SPA Service (Cont'd)

23.5.2.20 BellSouth SPA Managed Shared Network Service (Cont'd)

(C) DS1 Service Interoffice Channel - per DS1

(1) Zone 1

(a) Mileage Band Over 0 - 8: Fixed

<u>States</u>	<u>Month to Month/ 12 Month Rate</u>	<u>60 Month Rate</u>	<u>USOC</u>
Alabama	\$270.00	\$110.00	1L5NS
Florida	\$270.00	\$110.00	1L5NS
Georgia	\$270.00	\$110.00	1L5NS
Kentucky	\$270.00	\$110.00	1L5NS
Louisiana	\$270.00	\$110.00	1L5NS
Mississippi	\$270.00	\$110.00	1L5NS
North Carolina	\$270.00	\$110.00	1L5NS
South Carolina	\$270.00	\$110.00	1L5NS
Tennessee	\$270.00	\$110.00	1L5NS

(b) Mileage Band Over 0 - 8: Per Mile

<u>States</u>	<u>Month to Month/ 12 Month Rate</u>	<u>60 Month Rate</u>	<u>USOC</u>
Alabama	N/A	N/A	1L5NS
Florida	N/A	N/A	1L5NS
Georgia	N/A	N/A	1L5NS
Kentucky	N/A	N/A	1L5NS
Louisiana	N/A	N/A	1L5NS
Mississippi	N/A	N/A	1L5NS
North Carolina	N/A	N/A	1L5NS
South Carolina	N/A	N/A	1L5NS
Tennessee	N/A	N/A	1L5NS

ISSUED: JUNE 16, 2011

EFFECTIVE: JULY 1, 2011

ACCESS SERVICE

23 – Metropolitan Statistical Area Access Services (Cont'd)

23.5 Rates and Charges (Cont'd)

23.5.2 BellSouth SPA Service (Cont'd)

23.5.2.20 BellSouth SPA Managed Shared Network Service (Cont'd)

(C) DS1 Service Interoffice Channel - per DS1 (Cont'd)

(1) Zone 1 (Cont'd)

(c) Mileage Band 9 - 25: Fixed

<u>States</u>	<u>Month to Month/ 12 Month Rate</u>	<u>60 Month Rate</u>	<u>USOC</u>
Alabama	\$450.00	\$200.00	1L5NS
Florida	\$450.00	\$200.00	1L5NS
Georgia	\$450.00	\$200.00	1L5NS
Kentucky	\$450.00	\$200.00	1L5NS
Louisiana	\$450.00	\$200.00	1L5NS
Mississippi	\$450.00	\$200.00	1L5NS
North Carolina	\$450.00	\$200.00	1L5NS
South Carolina	\$450.00	\$200.00	1L5NS
Tennessee	\$450.00	\$200.00	1L5NS

(d) Mileage Band 9 - 25: Per Mile

<u>States</u>	<u>Month to Month/ 12 Month Rate</u>	<u>60 Month Rate</u>	<u>USOC</u>
Alabama	N/A	N/A	1L5NS
Florida	N/A	N/A	1L5NS
Georgia	N/A	N/A	1L5NS
Kentucky	N/A	N/A	1L5NS
Louisiana	N/A	N/A	1L5NS
Mississippi	N/A	N/A	1L5NS
North Carolina	N/A	N/A	1L5NS
South Carolina	N/A	N/A	1L5NS
Tennessee	N/A	N/A	1L5NS

ISSUED: JUNE 16, 2011

EFFECTIVE: JULY 1, 2011

ACCESS SERVICE

23 – Metropolitan Statistical Area Access Services (Cont'd)

23.5 Rates and Charges (Cont'd)

23.5.2 BellSouth SPA Service (Cont'd)

23.5.2.20 BellSouth SPA Managed Shared Network Service (Cont'd)

(C) DS1 Service Interoffice Channel - per DS1 (Cont'd)

(1) Zone 1 (Cont'd)

(e) Mileage Band Over 25: Fixed

<u>States</u>	<u>Month to Month/ 12 Month Rate</u>	<u>60 Month Rate</u>	<u>USOC</u>
Alabama	\$207.00	\$115.00	1L5NS
Florida	\$207.00	\$115.00	1L5NS
Georgia	\$207.00	\$115.00	1L5NS
Kentucky	\$207.00	\$115.00	1L5NS
Louisiana	\$207.00	\$115.00	1L5NS
Mississippi	\$207.00	\$115.00	1L5NS
North Carolina	\$207.00	\$115.00	1L5NS
South Carolina	\$207.00	\$115.00	1L5NS
Tennessee	\$207.00	\$115.00	1L5NS

(f) Mileage Band Over 25: Per Mile

<u>States</u>	<u>Month to Month/ 12 Month Rate</u>	<u>60 Month Rate</u>	<u>USOC</u>
Alabama	\$15.00	\$5.70	1L5NS
Florida	\$15.00	\$5.70	1L5NS
Georgia	\$15.00	\$5.70	1L5NS
Kentucky	\$15.00	\$5.70	1L5NS
Louisiana	\$15.00	\$5.70	1L5NS
Mississippi	\$15.00	\$5.70	1L5NS
North Carolina	\$15.00	\$5.70	1L5NS
South Carolina	\$15.00	\$5.70	1L5NS
Tennessee	\$15.00	\$5.70	1L5NS

ISSUED: JUNE 16, 2011

EFFECTIVE: JULY 1, 2011

ACCESS SERVICE

23 – Metropolitan Statistical Area Access Services (Cont'd)

23.5 Rates and Charges (Cont'd)

23.5.2 BellSouth SPA Service (Cont'd)

23.5.2.20 BellSouth SPA Managed Shared Network Service (Cont'd)

(C) DS1 Service Interoffice Channel - per DS1 (Cont'd)

(2) Zone 2

(a) Mileage Band Over 0 - 8: Fixed

<u>States</u>	<u>Month to Month/ 12 Month Rate</u>	<u>60 Month Rate</u>	<u>USOC</u>
Alabama	\$297.00	\$130.00	1L5NS
Florida	\$297.00	\$130.00	1L5NS
Georgia	\$297.00	\$130.00	1L5NS
Kentucky	\$297.00	\$130.00	1L5NS
Louisiana	\$297.00	\$130.00	1L5NS
Mississippi	\$297.00	\$130.00	1L5NS
North Carolina	\$297.00	\$130.00	1L5NS
South Carolina	\$297.00	\$130.00	1L5NS
Tennessee	\$297.00	\$130.00	1L5NS

(b) Mileage Band Over 0 - 8: Per Mile

<u>States</u>	<u>Month to Month/ 12 Month Rate</u>	<u>60 Month Rate</u>	<u>USOC</u>
Alabama	N/A	N/A	1L5NS
Florida	N/A	N/A	1L5NS
Georgia	N/A	N/A	1L5NS
Kentucky	N/A	N/A	1L5NS
Louisiana	N/A	N/A	1L5NS
Mississippi	N/A	N/A	1L5NS
North Carolina	N/A	N/A	1L5NS
South Carolina	N/A	N/A	1L5NS
Tennessee	N/A	N/A	1L5NS

ISSUED: JUNE 16, 2011

EFFECTIVE: JULY 1, 2011

ACCESS SERVICE

23 – Metropolitan Statistical Area Access Services (Cont'd)

23.5 Rates and Charges (Cont'd)

23.5.2 BellSouth SPA Service (Cont'd)

23.5.2.20 BellSouth SPA Managed Shared Network Service (Cont'd)

(C) DS1 Service Interoffice Channel - per DS1 (Cont'd)

(2) Zone 2 (Cont'd)

(c) Mileage Band 9 - 25: Fixed

<u>States</u>	<u>Month to Month/ 12 Month Rate</u>	<u>60 Month Rate</u>	<u>USOC</u>
Alabama	\$495.00	\$240.00	1L5NS
Florida	\$495.00	\$240.00	1L5NS
Georgia	\$495.00	\$240.00	1L5NS
Kentucky	\$495.00	\$240.00	1L5NS
Louisiana	\$495.00	\$240.00	1L5NS
Mississippi	\$495.00	\$240.00	1L5NS
North Carolina	\$495.00	\$240.00	1L5NS
South Carolina	\$495.00	\$240.00	1L5NS
Tennessee	\$495.00	\$240.00	1L5NS

(d) Mileage Band 9 - 25: Per Mile

<u>States</u>	<u>Month to Month/ 12 Month Rate</u>	<u>60 Month Rate</u>	<u>USOC</u>
Alabama	N/A	N/A	1L5NS
Florida	N/A	N/A	1L5NS
Georgia	N/A	N/A	1L5NS
Kentucky	N/A	N/A	1L5NS
Louisiana	N/A	N/A	1L5NS
Mississippi	N/A	N/A	1L5NS
North Carolina	N/A	N/A	1L5NS
South Carolina	N/A	N/A	1L5NS
Tennessee	N/A	N/A	1L5NS

ISSUED: JUNE 16, 2011

EFFECTIVE: JULY 1, 2011

ACCESS SERVICE

23 – Metropolitan Statistical Area Access Services (Cont'd)

23.5 Rates and Charges (Cont'd)

23.5.2 BellSouth SPA Service (Cont'd)

23.5.2.20 BellSouth SPA Managed Shared Network Service (Cont'd)

(C) DS1 Service Interoffice Channel - per DS1 (Cont'd)

(2) Zone 2 (Cont'd)

(e) Mileage Band Over 25: Fixed

<u>States</u>	<u>Month to Month/ 12 Month Rate</u>	<u>60 Month Rate</u>	<u>USOC</u>
Alabama	\$228.00	\$126.50	1L5NS
Florida	\$228.00	\$126.50	1L5NS
Georgia	\$228.00	\$126.50	1L5NS
Kentucky	\$228.00	\$126.50	1L5NS
Louisiana	\$228.00	\$126.50	1L5NS
Mississippi	\$228.00	\$126.50	1L5NS
North Carolina	\$228.00	\$126.50	1L5NS
South Carolina	\$228.00	\$126.50	1L5NS
Tennessee	\$228.00	\$126.50	1L5NS

(f) Mileage Band Over 25: Per Mile

<u>States</u>	<u>Month to Month/ 12 Month Rate</u>	<u>60 Month Rate</u>	<u>USOC</u>
Alabama	\$17.00	\$6.60	1L5NS
Florida	\$17.00	\$6.60	1L5NS
Georgia	\$17.00	\$6.60	1L5NS
Kentucky	\$17.00	\$6.60	1L5NS
Louisiana	\$17.00	\$6.60	1L5NS
Mississippi	\$17.00	\$6.60	1L5NS
North Carolina	\$17.00	\$6.60	1L5NS
South Carolina	\$17.00	\$6.60	1L5NS
Tennessee	\$17.00	\$6.60	1L5NS

ISSUED: JUNE 16, 2011

EFFECTIVE: JULY 1, 2011

ACCESS SERVICE

23 – Metropolitan Statistical Area Access Services (Cont'd)

23.5 Rates and Charges (Cont'd)

23.5.2 BellSouth SPA Service (Cont'd)

23.5.2.20 BellSouth SPA Managed Shared Network Service (Cont'd)

(C) DS1 Service Interoffice Channel - per DS1 (Cont'd)

(3) Zone 3

(a) Mileage Band Over 0 - 8: Fixed

<u>States</u>	<u>Month to Month/ 12 Month Rate</u>	<u>60 Month Rate</u>	<u>USOC</u>
Alabama	\$327.00	\$180.00	1L5NS
Florida	\$327.00	\$180.00	1L5NS
Georgia	\$327.00	\$180.00	1L5NS
Kentucky	\$327.00	\$180.00	1L5NS
Louisiana	\$327.00	\$180.00	1L5NS
Mississippi	\$327.00	\$180.00	1L5NS
North Carolina	\$327.00	\$180.00	1L5NS
South Carolina	\$327.00	\$180.00	1L5NS
Tennessee	\$327.00	\$180.00	1L5NS

(b) Mileage Band Over 0 - 8: Per Mile

<u>States</u>	<u>Month to Month/ 12 Month Rate</u>	<u>60 Month Rate</u>	<u>USOC</u>
Alabama	N/A	N/A	1L5NS
Florida	N/A	N/A	1L5NS
Georgia	N/A	N/A	1L5NS
Kentucky	N/A	N/A	1L5NS
Louisiana	N/A	N/A	1L5NS
Mississippi	N/A	N/A	1L5NS
North Carolina	N/A	N/A	1L5NS
South Carolina	N/A	N/A	1L5NS
Tennessee	N/A	N/A	1L5NS

ISSUED: JUNE 16, 2011

EFFECTIVE: JULY 1, 2011

ACCESS SERVICE

23 – Metropolitan Statistical Area Access Services (Cont'd)

23.5 Rates and Charges (Cont'd)

23.5.2 BellSouth SPA Service (Cont'd)

23.5.2.20 BellSouth SPA Managed Shared Network Service (Cont'd)

(C) DS1 Service Interoffice Channel - per DS1 (Cont'd)

(3) Zone 3 (Cont'd)

(c) Mileage Band 9 - 25: Fixed

<u>States</u>	<u>Month to Month/ 12 Month Rate</u>	<u>60 Month Rate</u>	<u>USOC</u>
Alabama	\$545.00	\$300.00	1L5NS
Florida	\$545.00	\$300.00	1L5NS
Georgia	\$545.00	\$300.00	1L5NS
Kentucky	\$545.00	\$300.00	1L5NS
Louisiana	\$545.00	\$300.00	1L5NS
Mississippi	\$545.00	\$300.00	1L5NS
North Carolina	\$545.00	\$300.00	1L5NS
South Carolina	\$545.00	\$300.00	1L5NS
Tennessee	\$545.00	\$300.00	1L5NS

(d) Mileage Band 9 - 25: Per Mile

<u>States</u>	<u>Month to Month/ 12 Month Rate</u>	<u>60 Month Rate</u>	<u>USOC</u>
Alabama	N/A	N/A	1L5NS
Florida	N/A	N/A	1L5NS
Georgia	N/A	N/A	1L5NS
Kentucky	N/A	N/A	1L5NS
Louisiana	N/A	N/A	1L5NS
Mississippi	N/A	N/A	1L5NS
North Carolina	N/A	N/A	1L5NS
South Carolina	N/A	N/A	1L5NS
Tennessee	N/A	N/A	1L5NS

ISSUED: JUNE 16, 2011

EFFECTIVE: JULY 1, 2011

ACCESS SERVICE

23 – Metropolitan Statistical Area Access Services (Cont'd)

23.5 Rates and Charges (Cont'd)

23.5.2 BellSouth SPA Service (Cont'd)

23.5.2.20 BellSouth SPA Managed Shared Network Service (Cont'd)

(C) DS1 Service Interoffice Channel - per DS1 (Cont'd)

(3) Zone 3 (Cont'd)

(e) Mileage Band Over 25: Fixed

<u>States</u>	<u>Month to Month/ 12 Month Rate</u>	<u>60 Month Rate</u>	<u>USOC</u>
Alabama	\$251.00	\$138.00	1L5NS
Florida	\$251.00	\$138.00	1L5NS
Georgia	\$251.00	\$138.00	1L5NS
Kentucky	\$251.00	\$138.00	1L5NS
Louisiana	\$251.00	\$138.00	1L5NS
Mississippi	\$251.00	\$138.00	1L5NS
North Carolina	\$251.00	\$138.00	1L5NS
South Carolina	\$251.00	\$138.00	1L5NS
Tennessee	\$251.00	\$138.00	1L5NS

(f) Mileage Band Over 25: Per Mile

<u>States</u>	<u>Month to Month/ 12 Month Rate</u>	<u>60 Month Rate</u>	<u>USOC</u>
Alabama	\$19.00	\$8.05	1L5NS
Florida	\$19.00	\$8.05	1L5NS
Georgia	\$19.00	\$8.05	1L5NS
Kentucky	\$19.00	\$8.05	1L5NS
Louisiana	\$19.00	\$8.05	1L5NS
Mississippi	\$19.00	\$8.05	1L5NS
North Carolina	\$19.00	\$8.05	1L5NS
South Carolina	\$19.00	\$8.05	1L5NS
Tennessee	\$19.00	\$8.05	1L5NS

ISSUED: MAY 18, 2012

EFFECTIVE: MAY 19, 2012

ACCESS SERVICE

23 - Metropolitan Statistical Area Access Services (Cont'd)

23.5 Rates and Charges (Cont'd)

23.5.2 BellSouth SPA Service (Cont'd)

23.5.2.20 BellSouth SPA Managed Shared Network Service (Cont'd)

(D) DS0 Service Interoffice Channel - per DS0

(1) All States

(a) Mileage Band Over 0 - 8: Fixed

<u>States</u>	<u>Month to Month/ 12 Month Rate</u>	<u>60 Month Rate</u>	<u>USOC</u>	(Dx)
Alabama	\$42.00	\$22.00	1L5NS	
Florida	\$42.00	\$22.00	1L5NS	
Georgia	\$42.00	\$22.00	1L5NS	
Kentucky	\$42.00	\$22.00	1L5NS	
Louisiana	\$42.00	\$22.00	1L5NS	
Mississippi	\$42.00	\$22.00	1L5NS	
North Carolina	\$42.00	\$22.00	1L5NS	
South Carolina	\$42.00	\$22.00	1L5NS	
Tennessee	\$42.00	\$22.00	1L5NS	

(b) Mileage Band Over 0 - 8: Per Mile

<u>States</u>	<u>Month to Month/ 12 Month Rate</u>	<u>60 Month Rate</u>	<u>USOC</u>	(Dx)
Alabama	N/A	N/A	1L5NS	
Florida	N/A	N/A	1L5NS	
Georgia	N/A	N/A	1L5NS	
Kentucky	N/A	N/A	1L5NS	
Louisiana	N/A	N/A	1L5NS	
Mississippi	N/A	N/A	1L5NS	
North Carolina	N/A	N/A	1L5NS	
South Carolina	N/A	N/A	1L5NS	
Tennessee	N/A	N/A	1L5NS	

(Dx)
 |
 (Dx)

BELLSOUTH TELECOMMUNICATIONS
Four AT&T Plaza, Dallas, Texas 75202

TARIFF F.C.C. NO. 1
2ND REVISED PAGE 23-532
CANCELS 1ST REVISED PAGE 23-532

ISSUED: MAY 18, 2012

EFFECTIVE: MAY 19, 2012

- (x) Issued under authority of Special Permission No. 12-011 of the FCC in order to withdraw material filed under Transmittal No. 29 without its becoming effective and to restore currently effective material.

ISSUED: MAY 18, 2012

EFFECTIVE: MAY 19, 2012

ACCESS SERVICE

23 - Metropolitan Statistical Area Access Services (Cont'd)

23.5 Rates and Charges (Cont'd)

23.5.2 BellSouth SPA Service (Cont'd)

23.5.2.20 BellSouth SPA Managed Shared Network Service (Cont'd)

(D) DS0 Service Interoffice Channel - per DS0

(1) All States (Cont'd)

(c) Mileage Band 9 - 25: Fixed

<u>States</u>	<u>Month to Month/ 12 Month Rate</u>	<u>60 Month Rate</u>	<u>USOC</u>	(Dx)
Alabama	\$69.00	\$38.00	1L5NS	
Florida	\$69.00	\$38.00	1L5NS	
Georgia	\$69.00	\$38.00	1L5NS	
Kentucky	\$69.00	\$38.00	1L5NS	
Louisiana	\$69.00	\$38.00	1L5NS	
Mississippi	\$69.00	\$38.00	1L5NS	
North Carolina	\$69.00	\$38.00	1L5NS	
South Carolina	\$69.00	\$38.00	1L5NS	
Tennessee	\$69.00	\$38.00	1L5NS	

(d) Mileage Band 9 - 25: Per Mile

<u>States</u>	<u>Month to Month/ 12 Month Rate</u>	<u>60 Month Rate</u>	<u>USOC</u>	(Dx)
Alabama	N/A	N/A	1L5NS	
Florida	N/A	N/A	1L5NS	
Georgia	N/A	N/A	1L5NS	
Kentucky	N/A	N/A	1L5NS	
Louisiana	N/A	N/A	1L5NS	
Mississippi	N/A	N/A	1L5NS	
North Carolina	N/A	N/A	1L5NS	
South Carolina	N/A	N/A	1L5NS	
Tennessee	N/A	N/A	1L5NS	

(Dx)
 |
 (Dx)

BELLSOUTH TELECOMMUNICATIONS
Four AT&T Plaza, Dallas, Texas 75202

TARIFF F.C.C. NO. 1
2ND REVISED PAGE 23-533
CANCELS 1ST REVISED PAGE 23-533

ISSUED: MAY 18, 2012

EFFECTIVE: MAY 19, 2012

- (x) Issued under authority of Special Permission No. 12-011 of the FCC in order to withdraw material filed under Transmittal No. 29 without its becoming effective and to restore currently effective material.

ISSUED: MAY 18, 2012

EFFECTIVE: MAY 19, 2012

ACCESS SERVICE

23 - Metropolitan Statistical Area Access Services (Cont'd)

23.5 Rates and Charges (Cont'd)

23.5.2 BellSouth SPA Service (Cont'd)

23.5.2.20 BellSouth SPA Managed Shared Network Service (Cont'd)

(D) DS0 Service Interoffice Channel - per DS0

(1) All States (Cont'd)

(e) Mileage Band Over 25: Fixed

<u>States</u>	<u>Month to Month/ 12 Month Rate</u>	<u>60 Month Rate</u>	<u>USOC</u>	(Dx)
Alabama	\$36.00	\$20.00	1L5NS	
Florida	\$36.00	\$20.00	1L5NS	
Georgia	\$36.00	\$20.00	1L5NS	
Kentucky	\$36.00	\$20.00	1L5NS	
Louisiana	\$36.00	\$20.00	1L5NS	
Mississippi	\$36.00	\$20.00	1L5NS	
North Carolina	\$36.00	\$20.00	1L5NS	
South Carolina	\$36.00	\$20.00	1L5NS	
Tennessee	\$36.00	\$20.00	1L5NS	

(f) Mileage Band Over 25: Per Mile

<u>States</u>	<u>Month to Month/ 12 Month Rate</u>	<u>60 Month Rate</u>	<u>USOC</u>	(Dx)
Alabama	\$2.90	\$1.40	1L5NS	
Florida	\$2.90	\$1.40	1L5NS	
Georgia	\$2.90	\$1.40	1L5NS	
Kentucky	\$2.90	\$1.40	1L5NS	
Louisiana	\$2.90	\$1.40	1L5NS	
Mississippi	\$2.90	\$1.40	1L5NS	
North Carolina	\$2.90	\$1.40	1L5NS	
South Carolina	\$2.90	\$1.40	1L5NS	
Tennessee	\$2.90	\$1.40	1L5NS	

(Dx)
 |
 (Dx)

BELLSOUTH TELECOMMUNICATIONS
Four AT&T Plaza, Dallas, Texas 75202

TARIFF F.C.C. NO. 1
2ND REVISED PAGE 23-534
CANCELS 1ST REVISED PAGE 23-534

ISSUED: MAY 18, 2012

EFFECTIVE: MAY 19, 2012

- (x) Issued under authority of Special Permission No. 12-011 of the FCC in order to withdraw material filed under Transmittal No. 29 without its becoming effective and to restore currently effective material.

ISSUED: JUNE 16, 2011

EFFECTIVE: JULY 1, 2011

ACCESS SERVICE

23 – Metropolitan Statistical Area Access Services (Cont'd)

23.5 Rates and Charges (Cont'd)

23.5.2 BellSouth SPA Service (Cont'd)

23.5.2.20 BellSouth SPA Managed Shared Network Service (Cont'd)

(E) DS3 and DS1 Interfaces - Per Interface

(1) Zone 1

(a) DS3

<u>States</u>	<u>Month to Month/ 12 Month Rate</u>	<u>60 Month Rate</u>	<u>USOC</u>
Alabama	\$144.00	\$80.00	HFN13
Florida	\$144.00	\$80.00	HFN13
Georgia	\$144.00	\$80.00	HFN13
Kentucky	\$144.00	\$80.00	HFN13
Louisiana	\$144.00	\$80.00	HFN13
Mississippi	\$144.00	\$80.00	HFN13
North Carolina	\$144.00	\$80.00	HFN13
South Carolina	\$144.00	\$80.00	HFN13
Tennessee	\$144.00	\$80.00	HFN13

(b) DS1

<u>States</u>	<u>Month to Month/ 12 Month Rate</u>	<u>60 Month Rate</u>	<u>USOC</u>
Alabama	\$63.00	\$35.00	HFN11
Florida	\$63.00	\$35.00	HFN11
Georgia	\$63.00	\$35.00	HFN11
Kentucky	\$63.00	\$35.00	HFN11
Louisiana	\$63.00	\$35.00	HFN11
Mississippi	\$63.00	\$35.00	HFN11
North Carolina	\$63.00	\$35.00	HFN11
South Carolina	\$63.00	\$35.00	HFN11
Tennessee	\$63.00	\$35.00	HFN11

ISSUED: JUNE 16, 2011

EFFECTIVE: JULY 1, 2011

ACCESS SERVICE

23 – Metropolitan Statistical Area Access Services (Cont'd)

23.5 Rates and Charges (Cont'd)

23.5.2 BellSouth SPA Service (Cont'd)

23.5.2.20 BellSouth SPA Managed Shared Network Service (Cont'd)

(E) DS3 and DS1 Interfaces - Per Interface (Cont'd)

(2) Zone 2

(a) DS3

<u>States</u>	<u>Month to Month/ 12 Month Rate</u>	<u>60 Month Rate</u>	<u>USOC</u>
Alabama	\$158.00	\$88.00	HFN13
Florida	\$158.00	\$88.00	HFN13
Georgia	\$158.00	\$88.00	HFN13
Kentucky	\$158.00	\$88.00	HFN13
Louisiana	\$158.00	\$88.00	HFN13
Mississippi	\$158.00	\$88.00	HFN13
North Carolina	\$158.00	\$88.00	HFN13
South Carolina	\$158.00	\$88.00	HFN13
Tennessee	\$158.00	\$88.00	HFN13

(b) DS1

<u>States</u>	<u>Month to Month/ 12 Month Rate</u>	<u>60 Month Rate</u>	<u>USOC</u>
Alabama	\$69.00	\$39.00	HFN11
Florida	\$69.00	\$39.00	HFN11
Georgia	\$69.00	\$39.00	HFN11
Kentucky	\$69.00	\$39.00	HFN11
Louisiana	\$69.00	\$39.00	HFN11
Mississippi	\$69.00	\$39.00	HFN11
North Carolina	\$69.00	\$39.00	HFN11
South Carolina	\$69.00	\$39.00	HFN11
Tennessee	\$69.00	\$39.00	HFN11

ISSUED: JUNE 16, 2011

EFFECTIVE: JULY 1, 2011

ACCESS SERVICE

23 – Metropolitan Statistical Area Access Services (Cont'd)

23.5 Rates and Charges (Cont'd)

23.5.2 BellSouth SPA Service (Cont'd)

23.5.2.20 BellSouth SPA Managed Shared Network Service (Cont'd)

(E) DS3 and DS1 Interfaces - Per Interface (Cont'd)

(3) Zone 3

(a) DS3

<u>States</u>	<u>Mo to Mo/ 12 Month Rate</u>	<u>60 Month Rate</u>	<u>USOC</u>
Alabama	\$174.00	\$97.00	HFN13
Florida	\$174.00	\$97.00	HFN13
Georgia	\$174.00	\$97.00	HFN13
Kentucky	\$174.00	\$97.00	HFN13
Louisiana	\$174.00	\$97.00	HFN13
Mississippi	\$174.00	\$97.00	HFN13
North Carolina	\$174.00	\$97.00	HFN13
South Carolina	\$174.00	\$97.00	HFN13
Tennessee	\$174.00	\$97.00	HFN13

(b) DS1

<u>States</u>	<u>Mo to Mo 12 Month Rate</u>	<u>60 Month Rate</u>	<u>USOC</u>
Alabama	\$76.00	\$43.00	HFN11
Florida	\$76.00	\$43.00	HFN11
Georgia	\$76.00	\$43.00	HFN11
Kentucky	\$76.00	\$43.00	HFN11
Louisiana	\$76.00	\$43.00	HFN11
Mississippi	\$76.00	\$43.00	HFN11
North Carolina	\$76.00	\$43.00	HFN11
South Carolina	\$76.00	\$43.00	HFN11
Tennessee	\$76.00	\$43.00	HFN11

ISSUED: MAY 18, 2012

EFFECTIVE: MAY 19, 2012

ACCESS SERVICE

23 - Metropolitan Statistical Area Access Services (Cont'd)

23.5 Rates and Charges (Cont'd)

23.5.2 BellSouth SPA Service (Cont'd)

23.5.2.20 BellSouth SPA Managed Shared Network Service (Cont'd)

(F) DS0 Interface - Per Interface

(1) All States

(a) DDAS

<u>States</u>	<u>Month to Month/ 12 Month Rate</u>	<u>60 Month Rate</u>	<u>USOC</u>	(Dx)
Alabama	\$48.00	\$26.00	HFN1S	
Florida	\$48.00	\$26.00	HFN1S	
Georgia	\$48.00	\$26.00	HFN1S	
Kentucky	\$48.00	\$26.00	HFN1S	
Louisiana	\$48.00	\$26.00	HFN1S	
Mississippi	\$48.00	\$26.00	HFN1S	
North Carolina	\$48.00	\$26.00	HFN1S	
South Carolina	\$48.00	\$26.00	HFN1S	
Tennessee	\$48.00	\$26.00	HFN1S	

(a) Voice

<u>States</u>	<u>Month to Month/ 12 Month Rate</u>	<u>60 Month Rate</u>	<u>USOC</u>	(Dx)
Alabama	\$33.00	\$19.00	HFN1V	
Florida	\$33.00	\$19.00	HFN1V	
Georgia	\$33.00	\$19.00	HFN1V	
Kentucky	\$33.00	\$19.00	HFN1V	
Louisiana	\$33.00	\$19.00	HFN1V	
Mississippi	\$33.00	\$19.00	HFN1V	
North Carolina	\$33.00	\$19.00	HFN1V	
South Carolina	\$33.00	\$19.00	HFN1V	
Tennessee	\$33.00	\$19.00	HFN1V	

(Dx)
 |
 (Dx)

BELLSOUTH TELECOMMUNICATIONS
Four AT&T Plaza, Dallas, Texas 75202

TARIFF F.C.C. NO. 1
2ND REVISED PAGE 23-538
CANCELS 1ST REVISED PAGE 23-538

ISSUED: MAY 18, 2012

EFFECTIVE: MAY 19, 2012

- (x) Issued under authority of Special Permission No. 12-011 of the FCC in order to withdraw material filed under Transmittal No. 29 without its becoming effective and to restore currently effective material.

ISSUED: JUNE 16, 2011

EFFECTIVE: JULY 1, 2011

ACCESS SERVICE

23 – Metropolitan Statistical Area Access Services (Cont'd)

23.5 Rates and Charges (Cont'd)

23.5.2 BellSouth SPA Service (Cont'd)

23.5.2.20 BellSouth SPA Managed Shared Network Service (Cont'd)

(G) OC-3 Local Channel - Per Local Channel

(1) Zone 1 – All States

	<u>Month to Month</u> <u>/12 Month Rate</u>	<u>60 Month Rate</u>	<u>USOC</u>
(a) Band 1: 1 – 4 OC-3 Local Channels, per Local Channel	\$1,330.00	\$950.00	HFNOC
(b) Band 2: 5 – 16 OC-3 Local Channels, per Local Channel	\$840.00	\$600.00	HFNOC
(c) Band 3: 17 – 64 OC-3 Local Channels, per Local Channel	\$770.00	\$550.00	HFNOC
(d) Band 4: Over 64 OC-3 Local Channels, per Local Channel	\$700.00	\$500.00	HFNOC

(2) Zone 2 – All States

	<u>Month to Month</u> <u>/12 Month Rate</u>	<u>60 Month Rate</u>	<u>USOC</u>
(a) Band 1: 1 – 4 OC-3 Local Channels, per Local Channel	\$1,600.00	\$1,140.00	HFNOC
(b) Band 2: 5 – 16 OC-3 Local Channels, per Local Channel	\$1,010.00	\$720.00	HFNOC
(c) Band 3: 17 – 64 OC-3 Local Channels, per Local Channel	\$925.00	\$660.00	HFNOC
(d) Band 4: Over 64 OC-3 Local Channels, per Local Channel	\$840.00	\$600.00	HFNOC

(3) Zone 3 – All States

	<u>Month to Month</u> <u>/12 Month Rate</u>	<u>60 Month Rate</u>	<u>USOC</u>
(a) Band 1: 1 – 4 OC-3 Local Channels, per Local Channel	\$1,920.00	\$1,370.00	HFNOC
(b) Band 2: 5 – 16 OC-3 Local Channels, per Local Channel	\$1,215.00	\$865.00	HFNOC
(c) Band 3: 17 – 64 OC-3 Local Channels, per Local Channel	\$1,110.00	\$795.00	HFNOC
(d) Band 4: Over 64 OC-3 Local Channels, per Local Channel	\$1,010.00	\$720.00	HFNOC

ISSUED: JUNE 16, 2011

EFFECTIVE: JULY 1, 2011

ACCESS SERVICE

23 – Metropolitan Statistical Area Access Services (Cont'd)

23.5 Rates and Charges (Cont'd)

23.5.2 BellSouth SPA Service (Cont'd)

23.5.2.20 BellSouth SPA Managed Shared Network Service (Cont'd)

(H) STS-1 Service Interoffice Channel - per STS-1

(1) Zone 1 – All States

(a) Mileage Band Over 0 - 8: Fixed			
	<u>Month to Month/12</u>	<u>60 Month Rate</u>	<u>USOC</u>
	<u>Month Rate</u>		
	\$1,650.00	\$1,180.00	1L5NO

(b) Mileage Band Over 0 - 8: Per Mile			
	<u>Month to Month/12</u>	<u>60 Month Rate</u>	<u>USOC</u>
	<u>Month Rate</u>		
	NA	NA	1L5NO

(2) Zone 1 – All States

(a) Mileage Band 9 - 25: Fixed			
	<u>Month to Month/12</u>	<u>60 Month Rate</u>	<u>USOC</u>
	<u>Month Rate</u>		
	\$2,520.00	\$1,800.00	1L5NO

(b) Mileage Band 9 - 25: Per Mile			
	<u>Month to Month/12</u>	<u>60 Month Rate</u>	<u>USOC</u>
	<u>Month Rate</u>		
	NA	NA	1L5NO

(3) Zone 1 – All States

(a) Mileage Band Over 25: Fixed			
	<u>Month to Month/12</u>	<u>60 Month Rate</u>	<u>USOC</u>
	<u>Month Rate</u>		
	\$1,890.00	\$1,350.00	1L5NO

(b) Mileage Band Over 25: Per Mile			
	<u>Month to Month/12</u>	<u>60 Month Rate</u>	<u>USOC</u>
	<u>Month Rate</u>		
	\$50.00	\$35.00	1L5NO

ISSUED: JUNE 16, 2011

EFFECTIVE: JULY 1, 2011

ACCESS SERVICE

23 – Metropolitan Statistical Area Access Services (Cont'd)

23.5 Rates and Charges (Cont'd)

23.5.2 BellSouth SPA Service (Cont'd)

23.5.2.20 BellSouth SPA Managed Shared Network Service (Cont'd)

(H) STS-1 Service Interoffice Channel - per STS-1 (Cont'd)

(4) Zone 2 – All States

(a) Mileage Band Over 0 - 8: Fixed			
	<u>Month to Month/12</u>	<u>60 Month Rate</u>	<u>USOC</u>
	<u>Month Rate</u>		
	\$1,980.00	\$1,415.00	1L5NO

(b) Mileage Band Over 0 - 8: Per Mile			
	<u>Month to Month/12</u>	<u>60 Month Rate</u>	<u>USOC</u>
	<u>Month Rate</u>		
	NA	NA	1L5NO

(5) Zone 2 – All States

(a) Mileage Band 9 - 25: Fixed			
	<u>Month to Month/12</u>	<u>60 Month Rate</u>	<u>USOC</u>
	<u>Month Rate</u>		
	\$3,025.00	\$2,160.00	1L5NO

(b) Mileage Band 9 - 25: Per Mile			
	<u>Month to Month/12</u>	<u>60 Month Rate</u>	<u>USOC</u>
	<u>Month Rate</u>		
	NA	NA	1L5NO

(6) Zone 2 – All States

(a) Mileage Band Over 25: Fixed			
	<u>Month to Month/12</u>	<u>60 Month Rate</u>	<u>USOC</u>
	<u>Month Rate</u>		
	\$2,270.00	\$1,620.00	1L5NO

(b) Mileage Band Over 25: Per Mile			
	<u>Month to Month/12</u>	<u>60 Month Rate</u>	<u>USOC</u>
	<u>Month Rate</u>		
	\$60.00	\$42.00	1L5NO

ISSUED: JUNE 16, 2011

EFFECTIVE: JULY 1, 2011

ACCESS SERVICE

23 – Metropolitan Statistical Area Access Services (Cont'd)

23.5 Rates and Charges (Cont'd)

23.5.2 BellSouth SPA Service (Cont'd)

23.5.2.20 BellSouth SPA Managed Shared Network Service (Cont'd)

(H) STS-1 Service Interoffice Channel - per STS-1 (Cont'd)

(7) Zone 3 – All States

(a) Mileage Band Over 0 - 8: Fixed			
	<u>Month to Month/12</u>	<u>60 Month Rate</u>	<u>USOC</u>
	<u>Month Rate</u>		
	\$2,380.00	\$1,700.00	1L5NO

(b) Mileage Band Over 0 - 8: Per Mile			
	<u>Month to Month/12</u>	<u>60 Month Rate</u>	<u>USOC</u>
	<u>Month Rate</u>		
	NA	NA	1L5NO

(8) Zone 3 – All States

(a) Mileage Band 9 - 25: Fixed			
	<u>Month to Month/12</u>	<u>60 Month Rate</u>	<u>USOC</u>
	<u>Month Rate</u>		
	\$3,640.00	\$2,600.00	1L5NO

(b) Mileage Band 9 - 25: Per Mile			
	<u>Month to Month/12</u>	<u>60 Month Rate</u>	<u>USOC</u>
	<u>Month Rate</u>		
	NA	NA	1L5NO

(9) Zone 3 – All States

(a) Mileage Band Over 25: Fixed			
	<u>Month to Month/12</u>	<u>60 Month Rate</u>	<u>USOC</u>
	<u>Month Rate</u>		
	\$2,725.00	\$1,945.00	1L5NO

(b) Mileage Band Over 25: Per Mile			
	<u>Month to Month/12</u>	<u>60 Month Rate</u>	<u>USOC</u>
	<u>Month Rate</u>		
	\$70.00	\$50.00	1L5NO

ISSUED: JUNE 16, 2011

EFFECTIVE: JULY 1, 2011

ACCESS SERVICE

23 – Metropolitan Statistical Area Access Services (Cont'd)

23.5 Rates and Charges (Cont'd)

23.5.2 BellSouth SPA Service (Cont'd)

23.5.2.20 BellSouth SPA Managed Shared Network Service (Cont'd)

(I) OC-3 Service Interoffice Channel - per OC-3

(1) Zone 1 – All States

(a) Mileage Band Over 0 - 8: Fixed			
	<u>Month to Month/12</u>	<u>60 Month Rate</u>	<u>USOC</u>
	<u>Month Rate</u>		
	\$2,710.00	\$1,935.00	1L5NO

(b) Mileage Band Over 0 - 8: Per Mile			
	<u>Month to Month/12</u>	<u>60 Month Rate</u>	<u>USOC</u>
	<u>Month Rate</u>		
	NA	NA	1L5NO

(2) Zone 1 – All States

(a) Mileage Band 9 - 25: Fixed			
	<u>Month to Month/12</u>	<u>60 Month Rate</u>	<u>USOC</u>
	<u>Month Rate</u>		
	\$5,780.00	\$4,130.00	1L5NO

(b) Mileage Band 9 - 25: Per Mile			
	<u>Month to Month/12</u>	<u>60 Month Rate</u>	<u>USOC</u>
	<u>Month Rate</u>		
	NA	NA	1L5NO

(3) Zone 1 – All States

(a) Mileage Band Over 25: Fixed			
	<u>Month to Month/12</u>	<u>60 Month Rate</u>	<u>USOC</u>
	<u>Month Rate</u>		
	\$3,990.00	\$2,850.00	1L5NO

(b) Mileage Band Over 25: Per Mile			
	<u>Month to Month/12</u>	<u>60 Month Rate</u>	<u>USOC</u>
	<u>Month Rate</u>		
	\$155.00	\$110.00	1L5NO

ISSUED: JUNE 16, 2011

EFFECTIVE: JULY 1, 2011

ACCESS SERVICE

23 – Metropolitan Statistical Area Access Services (Cont'd)

23.5 Rates and Charges (Cont'd)

23.5.2 BellSouth SPA Service (Cont'd)

23.5.2.20 BellSouth SPA Managed Shared Network Service (Cont'd)

(I) OC-3 Service Interoffice Channel - per OC-3 (Cont'd)

(4) Zone 2 – All States

(a) Mileage Band Over 0 - 8: Fixed			
	<u>Month to Month/12</u>	<u>60 Month Rate</u>	<u>USOC</u>
	<u>Month Rate</u>		
	\$3,250.00	\$2,320.00	1L5NO

(b) Mileage Band Over 0 - 8: Per Mile			
	<u>Month to Month/12</u>	<u>60 Month Rate</u>	<u>USOC</u>
	<u>Month Rate</u>		
	NA	NA	1L5NO

(5) Zone 2 – All States

(a) Mileage Band 9 - 25: Fixed			
	<u>Month to Month/12</u>	<u>60 Month Rate</u>	<u>USOC</u>
	<u>Month Rate</u>		
	\$6,935.00	\$4,955.00	1L5NO

(b) Mileage Band 9 - 25: Per Mile			
	<u>Month to Month/12</u>	<u>60 Month Rate</u>	<u>USOC</u>
	<u>Month Rate</u>		
	NA	NA	1L5NO

(6) Zone 2 – All States

(a) Mileage Band Over 25: Fixed			
	<u>Month to Month/12</u>	<u>60 Month Rate</u>	<u>USOC</u>
	<u>Month Rate</u>		
	\$4,790.00	\$3,420.00	1L5NO

(b) Mileage Band Over 25: Per Mile			
	<u>Month to Month/12</u>	<u>60 Month Rate</u>	<u>USOC</u>
	<u>Month Rate</u>		
	\$185.00	\$132.00	1L5NO

ISSUED: JUNE 16, 2011

EFFECTIVE: JULY 1, 2011

ACCESS SERVICE

23 – Metropolitan Statistical Area Access Services (Cont'd)

23.5 Rates and Charges (Cont'd)

23.5.2 BellSouth SPA Service (Cont'd)

23.5.2.20 BellSouth SPA Managed Shared Network Service (Cont'd)

(I) OC-3 Service Interoffice Channel - per OC-3 (Cont'd)

(7) Zone 3 – All States

(a) Mileage Band Over 0 - 8: Fixed			
	<u>Month to Month/12</u>	<u>60 Month Rate</u>	<u>USOC</u>
	<u>Month Rate</u>		
	\$3,900.00	\$2,785.00	1L5NO

(b) Mileage Band Over 0 - 8: Per Mile			
	<u>Month to Month/12</u>	<u>60 Month Rate</u>	<u>USOC</u>
	<u>Month Rate</u>		
	NA	NA	1L5NO

(8) Zone 3 – All States

(a) Mileage Band 9 - 25: Fixed			
	<u>Month to Month/12</u>	<u>60 Month Rate</u>	<u>USOC</u>
	<u>Month Rate</u>		
	\$8,325.00	\$5,945.00	1L5NO

(b) Mileage Band 9 - 25: Per Mile			
	<u>Month to Month/12</u>	<u>60 Month Rate</u>	<u>USOC</u>
	<u>Month Rate</u>		
	NA	NA	1L5NO

(9) Zone 3 – All States

(a) Mileage Band Over 25: Fixed			
	<u>Month to Month/12</u>	<u>60 Month Rate</u>	<u>USOC</u>
	<u>Month Rate</u>		
	\$5,745.00	\$4,105.00	1L5NO

(b) Mileage Band Over 25: Per Mile			
	<u>Month to Month/12</u>	<u>60 Month Rate</u>	<u>USOC</u>
	<u>Month Rate</u>		
	\$221.00	\$158.00	1L5NO

ISSUED: JUNE 16, 2011

EFFECTIVE: JULY 1, 2011

ACCESS SERVICE

23 – Metropolitan Statistical Area Access Services (Cont'd)

23.5 Rates and Charges (Cont'd)

23.5.2 BellSouth SPA Service (Cont'd)

23.5.2.20 BellSouth SPA Managed Shared Network Service (Cont'd)

(J) OC-12 Service Interoffice Channel - per OC-12

(1) Zone 1 – All States

(a) Mileage Band Over 0 - 8: Fixed	<u>Month to Month/12</u>	<u>60 Month Rate</u>	<u>USOC</u>
	<u>Month Rate</u>		
	\$6,875.00	\$4,910.00	1L5NO

(b) Mileage Band Over 0 - 8: Per Mile	<u>Month to Month/12</u>	<u>60 Month Rate</u>	<u>USOC</u>
	<u>Month Rate</u>		
	NA	NA	1L5NO

(2) Zone 1 – All States

(a) Mileage Band 9 - 25: Fixed	<u>Month to Month/12</u>	<u>60 Month Rate</u>	<u>USOC</u>
	<u>Month Rate</u>		
	\$12,980.00	\$9,270.00	1L5NO

(b) Mileage Band 9 - 25: Per Mile	<u>Month to Month/12</u>	<u>60 Month Rate</u>	<u>USOC</u>
	<u>Month Rate</u>		
	NA	NA	1L5NO

(3) Zone 1 – All States

(a) Mileage Band Over 25: Fixed	<u>Month to Month/12</u>	<u>60 Month Rate</u>	<u>USOC</u>
	<u>Month Rate</u>		
	\$9,030.00	\$6,450.00	1L5NO

(b) Mileage Band Over 25: Per Mile	<u>Month to Month/12</u>	<u>60 Month Rate</u>	<u>USOC</u>
	<u>Month Rate</u>		
	\$364.00	\$260.00	1L5NO

ISSUED: JUNE 16, 2011

EFFECTIVE: JULY 1, 2011

ACCESS SERVICE

23 – Metropolitan Statistical Area Access Services (Cont'd)

23.5 Rates and Charges (Cont'd)

23.5.2 BellSouth SPA Service (Cont'd)

23.5.2.20 BellSouth SPA Managed Shared Network Service (Cont'd)

(J) OC-12 Service Interoffice Channel - per OC-12 (Cont'd)

(4) Zone 2 – All States

(a) Mileage Band Over 0 - 8: Fixed			
	<u>Month to Month/12</u>	<u>60 Month Rate</u>	<u>USOC</u>
	<u>Month Rate</u>		
	\$8,245.00	\$5,890.00	1L5NO

(b) Mileage Band Over 0 - 8: Per Mile			
	<u>Month to Month/12</u>	<u>60 Month Rate</u>	<u>USOC</u>
	<u>Month Rate</u>		
	NA	NA	1L5NO

(5) Zone 2 – All States

(a) Mileage Band 9 - 25: Fixed			
	<u>Month to Month/12</u>	<u>60 Month Rate</u>	<u>USOC</u>
	<u>Month Rate</u>		
	\$15,575.00	\$11,125.00	1L5NO

(b) Mileage Band 9 - 25: Per Mile			
	<u>Month to Month/12</u>	<u>60 Month Rate</u>	<u>USOC</u>
	<u>Month Rate</u>		
	NA	NA	1L5NO

(6) Zone 2 – All States

(a) Mileage Band Over 25: Fixed			
	<u>Month to Month/12</u>	<u>60 Month Rate</u>	<u>USOC</u>
	<u>Month Rate</u>		
	\$10,835.00	\$7,740.00	1L5NO

(b) Mileage Band Over 25: Per Mile			
	<u>Month to Month/12</u>	<u>60 Month Rate</u>	<u>USOC</u>
	<u>Month Rate</u>		
	\$437.00	\$312.00	1L5NO

ISSUED: JUNE 16, 2011

EFFECTIVE: JULY 1, 2011

ACCESS SERVICE

23 – Metropolitan Statistical Area Access Services (Cont'd)

23.5 Rates and Charges (Cont'd)

23.5.2 BellSouth SPA Service (Cont'd)

23.5.2.20 BellSouth SPA Managed Shared Network Service (Cont'd)

(J) OC-12 Service Interoffice Channel - per OC-12 (Cont'd)

(7) Zone 3 – All States

(a) Mileage Band Over 0 - 8: Fixed			
	<u>Month to Month/12</u>	<u>60 Month Rate</u>	<u>USOC</u>
	<u>Month Rate</u>		
	\$9,900.00	\$7,070.00	1L5NO

(b) Mileage Band Over 0 - 8: Per Mile			
	<u>Month to Month/12</u>	<u>60 Month Rate</u>	<u>USOC</u>
	<u>Month Rate</u>		
	NA	NA	1L5NO

(8) Zone 3 – All States

(a) Mileage Band 9 - 25: Fixed			
	<u>Month to Month/12</u>	<u>60 Month Rate</u>	<u>USOC</u>
	<u>Month Rate</u>		
	\$18,690.00	\$13,350.00	1L5NO

(b) Mileage Band 9 - 25: Per Mile			
	<u>Month to Month/12</u>	<u>60 Month Rate</u>	<u>USOC</u>
	<u>Month Rate</u>		
	NA	NA	1L5NO

(9) Zone 3 – All States

(a) Mileage Band Over 25: Fixed			
	<u>Month to Month/12</u>	<u>60 Month Rate</u>	<u>USOC</u>
	<u>Month Rate</u>		
	\$13,010.00	\$9,290.00	1L5NO

(b) Mileage Band Over 25: Per Mile			
	<u>Month to Month/12</u>	<u>60 Month Rate</u>	<u>USOC</u>
	<u>Month Rate</u>		
	\$525.00	\$375.00	1L5NO

ISSUED: JUNE 16, 2011

EFFECTIVE: JULY 1, 2011

ACCESS SERVICE

23 – Metropolitan Statistical Area Access Services (Cont'd)

23.5 Rates and Charges (Cont'd)

23.5.2 BellSouth SPA Service (Cont'd)

23.5.2.20 BellSouth SPA Managed Shared Network Service (Cont'd)

(K) OC-48 Service Interoffice Channel - per OC-48

(1) Zone 1 – All States

(a) Mileage Band Over 0 - 8: Fixed			
	<u>Month to Month/12</u>	<u>60 Month Rate</u>	<u>USOC</u>
	<u>Month Rate</u>		
	\$12,600.00	\$9,000.00	1L5NO

(b) Mileage Band Over 0 - 8: Per Mile			
	<u>Month to Month/12</u>	<u>60 Month Rate</u>	<u>USOC</u>
	<u>Month Rate</u>		
	NA	NA	1L5NO

(2) Zone 1 – All States

(a) Mileage Band 9 - 25: Fixed			
	<u>Month to Month/12</u>	<u>60 Month Rate</u>	<u>USOC</u>
	<u>Month Rate</u>		
	\$19,460.00	\$13,900.00	1L5NO

(b) Mileage Band 9 - 25: Per Mile			
	<u>Month to Month/12</u>	<u>60 Month Rate</u>	<u>USOC</u>
	<u>Month Rate</u>		
	NA	NA	1L5NO

(3) Zone 1 – All States

(a) Mileage Band Over 25: Fixed			
	<u>Month to Month/12</u>	<u>60 Month Rate</u>	<u>USOC</u>
	<u>Month Rate</u>		
	\$11,760.00	\$8,400.00	1L5NO

(b) Mileage Band Over 25: Per Mile			
	<u>Month to Month/12</u>	<u>60 Month Rate</u>	<u>USOC</u>
	<u>Month Rate</u>		
	\$560.00	\$400.00	1L5NO

ISSUED: JUNE 16, 2011

EFFECTIVE: JULY 1, 2011

ACCESS SERVICE

23 – Metropolitan Statistical Area Access Services (Cont'd)

23.5 Rates and Charges (Cont'd)

23.5.2 BellSouth SPA Service (Cont'd)

23.5.2.20 BellSouth SPA Managed Shared Network Service (Cont'd)

(K) OC-48 Service Interoffice Channel - per OC-48 (Cont'd)

(4) Zone 2 – All States

(a) Mileage Band Over 0 - 8: Fixed			
	<u>Month to Month/12</u>	<u>60 Month Rate</u>	<u>USOC</u>
	<u>Month Rate</u>		
	\$15,120.00	\$10,800.00	1L5NO

(b) Mileage Band Over 0 - 8: Per Mile			
	<u>Month to Month/12</u>	<u>60 Month Rate</u>	<u>USOC</u>
	<u>Month Rate</u>		
	NA	NA	1L5NO

(5) Zone 2 – All States

(a) Mileage Band 9 - 25: Fixed			
	<u>Month to Month/12</u>	<u>60 Month Rate</u>	<u>USOC</u>
	<u>Month Rate</u>		
	\$23,350.00	\$16,680.00	1L5NO

(b) Mileage Band 9 - 25: Per Mile			
	<u>Month to Month/12</u>	<u>60 Month Rate</u>	<u>USOC</u>
	<u>Month Rate</u>		
	NA	NA	1L5NO

(6) Zone 2 – All States

(a) Mileage Band Over 25: Fixed			
	<u>Month to Month/12</u>	<u>60 Month Rate</u>	<u>USOC</u>
	<u>Month Rate</u>		
	\$14,112.00	\$10,080.00	1L5NO

(b) Mileage Band Over 25: Per Mile			
	<u>Month to Month/12</u>	<u>60 Month Rate</u>	<u>USOC</u>
	<u>Month Rate</u>		
	\$670.00	\$480.00	1L5NO

ISSUED: JUNE 16, 2011

EFFECTIVE: JULY 1, 2011

ACCESS SERVICE

23 – Metropolitan Statistical Area Access Services (Cont'd)

23.5 Rates and Charges (Cont'd)

23.5.2 BellSouth SPA Service (Cont'd)

23.5.2.20 BellSouth SPA Managed Shared Network Service (Cont'd)

(K) OC-48 Service Interoffice Channel - per OC-48 (Cont'd)

(7) Zone 3 – All States

(a) Mileage Band Over 0 - 8: Fixed			
	<u>Month to Month/12</u>	<u>60 Month Rate</u>	<u>USOC</u>
	<u>Month Rate</u>		
	\$18,145.00	\$12,960.00	1L5NO

(b) Mileage Band Over 0 - 8: Per Mile			
	<u>Month to Month/12</u>	<u>60 Month Rate</u>	<u>USOC</u>
	<u>Month Rate</u>		
	NA	NA	1L5NO

(8) Zone 3 – All States

(a) Mileage Band 9 - 25: Fixed			
	<u>Month to Month/12</u>	<u>60 Month Rate</u>	<u>USOC</u>
	<u>Month Rate</u>		
	\$28,025.00	\$20,015.00	1L5NO

(b) Mileage Band 9 - 25: Per Mile			
	<u>Month to Month/12</u>	<u>60 Month Rate</u>	<u>USOC</u>
	<u>Month Rate</u>		
	NA	NA	1L5NO

(9) Zone 3 – All States

(a) Mileage Band Over 25: Fixed			
	<u>Month to Month/12</u>	<u>60 Month Rate</u>	<u>USOC</u>
	<u>Month Rate</u>		
	\$16,935.00	\$12,096.00	1L5NO

(b) Mileage Band Over 25: Per Mile			
	<u>Month to Month/12</u>	<u>60 Month Rate</u>	<u>USOC</u>
	<u>Month Rate</u>		
	\$805.00	\$575.00	1L5NO

ISSUED: JUNE 16, 2011

EFFECTIVE: JULY 1, 2011

ACCESS SERVICE

23 – Metropolitan Statistical Area Access Services (Cont'd)

23.5 Rates and Charges (Cont'd)

23.5.2 BellSouth SPA Service (Cont'd)

23.5.2.20 BellSouth SPA Managed Shared Network Service (Cont'd)

(L) OC-192 Service Interoffice Channel - per OC-192 (Cont'd)

(1) Zone 1 – All States

(a) Mileage Band Over 0 - 8: Fixed			
	<u>Month to Month/12</u>	<u>60 Month Rate</u>	<u>USOC</u>
	<u>Month Rate</u>		
	\$30,660.00	\$21,900.00	1L5NO

(b) Mileage Band Over 0 - 8: Per Mile			
	<u>Month to Month/12</u>	<u>60 Month Rate</u>	<u>USOC</u>
	<u>Month Rate</u>		
	NA	NA	1L5NO

(2) Zone 1 – All States

(a) Mileage Band 9 - 25: Fixed			
	<u>Month to Month/12</u>	<u>60 Month Rate</u>	<u>USOC</u>
	<u>Month Rate</u>		
	\$36,540.00	\$26,100.00	1L5NO

(b) Mileage Band 9 - 25: Per Mile			
	<u>Month to Month/12</u>	<u>60 Month Rate</u>	<u>USOC</u>
	<u>Month Rate</u>		
	NA	NA	1L5NO

(3) Zone 1 – All States

(a) Mileage Band Over 25: Fixed			
	<u>Month to Month/12</u>	<u>60 Month Rate</u>	<u>USOC</u>
	<u>Month Rate</u>		
	\$29,400.00	\$21,000.00	1L5NO

(b) Mileage Band Over 25: Per Mile			
	<u>Month to Month/12</u>	<u>60 Month Rate</u>	<u>USOC</u>
	<u>Month Rate</u>		
	\$560.00	\$400.00	1L5NO

ISSUED: JUNE 16, 2011

EFFECTIVE: JULY 1, 2011

ACCESS SERVICE

23 – Metropolitan Statistical Area Access Services (Cont'd)

23.5 Rates and Charges (Cont'd)

23.5.2 BellSouth SPA Service (Cont'd)

23.5.2.20 BellSouth SPA Managed Shared Network Service (Cont'd)

(L) OC-192 Service Interoffice Channel - per OC-192 (Cont'd)

(4) Zone 2 – All States

(a) Mileage Band Over 0 - 8: Fixed			
	<u>Month to Month/12</u>	<u>60 Month Rate</u>	<u>USOC</u>
	<u>Month Rate</u>		
	\$36,790.00	\$26,280.00	1L5NO

(b) Mileage Band Over 0 - 8: Per Mile			
	<u>Month to Month/12</u>	<u>60 Month Rate</u>	<u>USOC</u>
	<u>Month Rate</u>		
	NA	NA	1L5NO

(5) Zone 2 – All States

(a) Mileage Band 9 - 25: Fixed			
	<u>Month to Month/12</u>	<u>60 Month Rate</u>	<u>USOC</u>
	<u>Month Rate</u>		
	\$43,850.00	\$31,320.00	1L5NO

(b) Mileage Band 9 - 25: Per Mile			
	<u>Month to Month/12</u>	<u>60 Month Rate</u>	<u>USOC</u>
	<u>Month Rate</u>		
	NA	NA	1L5NO

(6) Zone 2 – All States

(a) Mileage Band Over 25: Fixed			
	<u>Month to Month/12</u>	<u>60 Month Rate</u>	<u>USOC</u>
	<u>Month Rate</u>		
	\$35,280.00	\$25,200.00	1L5NO

(b) Mileage Band Over 25: Per Mile			
	<u>Month to Month/12</u>	<u>60 Month Rate</u>	<u>USOC</u>
	<u>Month Rate</u>		
	\$670.00	\$480.00	1L5NO

ISSUED: JUNE 16, 2011

EFFECTIVE: JULY 1, 2011

ACCESS SERVICE

23 – Metropolitan Statistical Area Access Services (Cont'd)

23.5 Rates and Charges (Cont'd)

23.5.2 BellSouth SPA Service (Cont'd)

23.5.2.20 BellSouth SPA Managed Shared Network Service (Cont'd)

(L) OC-192 Service Interoffice Channel - per OC-192 (Cont'd)

(7) Zone 3 – All States

(a) Mileage Band Over 0 - 8: Fixed			
	<u>Month to Month/12</u>	<u>60 Month Rate</u>	<u>USOC</u>
	<u>Month Rate</u>		
	\$44,150.00	\$31,535.00	1L5NO

(b) Mileage Band Over 0 - 8: Per Mile			
	<u>Month to Month/12</u>	<u>60 Month Rate</u>	<u>USOC</u>
	<u>Month Rate</u>		
	NA	NA	1L5NO

(8) Zone 3 – All States

(a) Mileage Band 9 - 25: Fixed			
	<u>Month to Month/12</u>	<u>60 Month Rate</u>	<u>USOC</u>
	<u>Month Rate</u>		
	\$52,620.00	\$37,585.00	1L5NO

(b) Mileage Band 9 - 25: Per Mile			
	<u>Month to Month/12</u>	<u>60 Month Rate</u>	<u>USOC</u>
	<u>Month Rate</u>		
	NA	NA	1L5NO

(9) Zone 3 – All States

(a) Mileage Band Over 25: Fixed			
	<u>Month to Month/12</u>	<u>60 Month Rate</u>	<u>USOC</u>
	<u>Month Rate</u>		
	\$42,335.00	\$30,240.00	1L5NO

(b) Mileage Band Over 25: Per Mile			
	<u>Month to Month/12</u>	<u>60 Month Rate</u>	<u>USOC</u>
	<u>Month Rate</u>		
	\$805.00	\$575.00	1L5NO

ISSUED: JUNE 16, 2011

EFFECTIVE: JULY 1, 2011

ACCESS SERVICE

23 – Metropolitan Statistical Area Access Services (Cont'd)

23.5 Rates and Charges (Cont'd)

23.5.2 BellSouth SPA Service (Cont'd)

23.5.2.20 BellSouth SPA Managed Shared Network Service (Cont'd)

(M) STS-1 Interface - Per Interface

	<u>Month to Month/12</u> <u>Month Rate</u>	<u>60 Month Rate</u>	<u>USOC</u>
(1) Zone 1 – All States			
STS-1 Interface, Per Interface	\$210.00	\$150.00	HFN1A
(2) Zone 2 – All States			
STS-1 Interface, Per Interface	\$250.00	\$180.00	HFN1A
(3) Zone 3 – All States			
STS-1 Interface, Per Interface	\$300.00	\$215.00	HFN1A

(N) OC-3 Interface - Per Interface

(1) Zone 1 – All States			
OC-3 Interface, Per Interface	\$350.00	\$250.00	HFN1B
(2) Zone 2 – All States			
OC-3 Interface, Per Interface	\$420.00	\$300.00	HFN1B
(3) Zone 3 – All States			
OC-3 Interface, Per Interface	\$500.00	\$360.00	HFN1B

ISSUED: JUNE 16, 2011

EFFECTIVE: JULY 1, 2011

ACCESS SERVICE

23 – Metropolitan Statistical Area Access Services (Cont'd)

23.5 Rates and Charges (Cont'd)

23.5.2 BellSouth SPA Service (Cont'd)

23.5.2.20 BellSouth SPA Managed Shared Network Service (Cont'd)

(O) OC-12 Interface - Per Interface

	<u>Month to Month/12</u> <u>Month Rate</u>	<u>60 Month Rate</u>	<u>USOC</u>
(1) Zone 1 – All States			
OC-12 Interface, Per Interface	\$770.00	\$550.00	HFN1D
(2) Zone 2 – All States			
OC-12 Interface, Per Interface	\$925.00	\$660.00	HFN1D
(3) Zone 3 – All States			
OC-12 Interface, Per Interface	\$1,110.00	\$790.00	HFN1D

(P) OC-48 Interface - Per Interface

(1) Zone 1 – All States			
OC-48 Interface, Per Interface	\$1,680.00	\$1,200.00	HFN1E
(2) Zone 2 – All States			
OC-48 Interface, Per Interface	\$2,015.00	\$1,440.00	HFN1E
(3) Zone 3 – All States			
OC-48 Interface, Per Interface	\$2,420.00	\$1,730.00	HFN1E

ISSUED: JUNE 16, 2011

EFFECTIVE: JULY 1, 2011

ACCESS SERVICE

23 – Metropolitan Statistical Area Access Services (Cont'd)

23.5 Rates and Charges (Cont'd)

23.5.2 BellSouth SPA Service (Cont'd)

23.5.2.20 BellSouth SPA Managed Shared Network Service (Cont'd)

(Q) OC-192 System Connection - Per System Connection

	<u>Month to Month/12</u> <u>Month Rate</u>	<u>60 Month Rate</u>	<u>USOC</u>
(1) Zone 1 – All States			
OC-192 System Connection, Per System Connection	\$2,940.00	\$2,100.00	HFN1F
(2) Zone 2 – All States			
OC-192 System Connection, Per System Connection	\$3,530.00	\$2,520.00	HFN1F
(3) Zone 3 – All States			
OC-192 System Connection, Per System Connection	\$4,235.00	\$3,025.00	HFN1F

ISSUED: DECEMBER 7, 2017

EFFECTIVE: DECEMBER 8, 2018

ACCESS SERVICE

23 – Metropolitan Statistical Area Access Services (Cont'd)

23.5 Rates and Charges (Cont'd)

(1)

(D)

(D)

⁽¹⁾ Material in this section has been de-tariffed pursuant to FCC Order No. 17-43, released April 28, 2017. Terms and Conditions for de-tariffed services are available at www.att.com/guidebook

(This page filed under Transmittal No. 135)

All AT&T and BellSouth marks contained herein and as set forth in the trademarks and service marks section of the BellSouth Tariff are owned by AT&T Intellectual Property or AT&T affiliated companies.

ISSUED: DECEMBER 7, 2017

EFFECTIVE: DECEMBER 8, 2018

ACCESS SERVICE

23 – Metropolitan Statistical Area Access Services (Cont'd)

23.5 Rates and Charges (Cont'd)

(1)

(D)

(D)

⁽¹⁾ Material in this section has been de-tariffed pursuant to FCC Order No. 17-43, released April 28, 2017. Terms and Conditions for de-tariffed services are available at www.att.com/guidebook

(This page filed under Transmittal No. 135)

All AT&T and BellSouth marks contained herein and as set forth in the trademarks and service marks section of the BellSouth Tariff are owned by AT&T Intellectual Property or AT&T affiliated companies.

ISSUED: DECEMBER 7, 2017

EFFECTIVE: DECEMBER 8, 2018

ACCESS SERVICE

23 – Metropolitan Statistical Area Access Services (Cont'd)

23.5 Rates and Charges (Cont'd)

(1)

(D)

(D)

⁽¹⁾ Material in this section has been de-tariffed pursuant to FCC Order No. 17-43, released April 28, 2017. Terms and Conditions for de-tariffed services are available at www.att.com/guidebook

(This page filed under Transmittal No. 135)

All AT&T and BellSouth marks contained herein and as set forth in the trademarks and service marks section of the BellSouth Tariff are owned by AT&T Intellectual Property or AT&T affiliated companies.

ISSUED: DECEMBER 7, 2017

EFFECTIVE: DECEMBER 8, 2018

ACCESS SERVICE

23 – Metropolitan Statistical Area Access Services (Cont'd)

23.5 Rates and Charges (Cont'd)

(1)

(D)

(1) Material in this section has been de-tariffed pursuant to FCC Order No. 17-43, released April 28, 2017. Terms and Conditions for de-tariffed services are available at www.att.com/guidebook

(D)

ISSUED: DECEMBER 7, 2017

EFFECTIVE: DECEMBER 8, 2018

ACCESS SERVICE

23 – Metropolitan Statistical Area Access Services (Cont'd)

23.5 Rates and Charges (Cont'd)

(1)

(D)

(D)

⁽¹⁾ Material in this section has been de-tariffed pursuant to FCC Order No. 17-43, released April 28, 2017. Terms and Conditions for de-tariffed services are available at www.att.com/guidebook

(This page filed under Transmittal No. 135)

All AT&T and BellSouth marks contained herein and as set forth in the trademarks and service marks section of the BellSouth Tariff are owned by AT&T Intellectual Property or AT&T affiliated companies.

ISSUED: DECEMBER 7, 2017

EFFECTIVE: DECEMBER 8, 2018

ACCESS SERVICE

23 – Metropolitan Statistical Area Access Services (Cont'd)

23.5 Rates and Charges (Cont'd)

(1)

(D)

(D)

⁽¹⁾ Material in this section has been de-tariffed pursuant to FCC Order No. 17-43, released April 28, 2017. Terms and Conditions for de-tariffed services are available at www.att.com/guidebook

(This page filed under Transmittal No. 135)

All AT&T and BellSouth marks contained herein and as set forth in the trademarks and service marks section of the BellSouth Tariff are owned by AT&T Intellectual Property or AT&T affiliated companies.

ISSUED: DECEMBER 7, 2017

EFFECTIVE: DECEMBER 8, 2018

ACCESS SERVICE

23 – Metropolitan Statistical Area Access Services (Cont'd)

23.5 Rates and Charges (Cont'd)

(1)

(D)

(D)

⁽¹⁾ Material in this section has been de-tariffed pursuant to FCC Order No. 17-43, released April 28, 2017. Terms and Conditions for de-tariffed services are available at www.att.com/guidebook

(This page filed under Transmittal No. 135)

All AT&T and BellSouth marks contained herein and as set forth in the trademarks and service marks section of the BellSouth Tariff are owned by AT&T Intellectual Property or AT&T affiliated companies.

ISSUED: DECEMBER 7, 2017

EFFECTIVE: DECEMBER 8, 2018

ACCESS SERVICE

23 – Metropolitan Statistical Area Access Services (Cont'd)

23.5 Rates and Charges (Cont'd)

(1)

(D)

(D)

⁽¹⁾ Material in this section has been de-tariffed pursuant to FCC Order No. 17-43, released April 28, 2017. Terms and Conditions for de-tariffed services are available at www.att.com/guidebook

(This page filed under Transmittal No. 135)

All AT&T and BellSouth marks contained herein and as set forth in the trademarks and service marks section of the BellSouth Tariff are owned by AT&T Intellectual Property or AT&T affiliated companies.

ISSUED: DECEMBER 7, 2017

EFFECTIVE: DECEMBER 8, 2018

ACCESS SERVICE

23 – Metropolitan Statistical Area Access Services

23.5 Rates and Charges (Cont'd)

(1)

(D)

(1) Material in this section has been de-tariffed pursuant to FCC Order No. 17-43, released April 28, 2017. Terms and Conditions for de-tariffed services are available at www.att.com/guidebook

(D)

ISSUED: DECEMBER 7, 2017

EFFECTIVE: DECEMBER 8, 2018

ACCESS SERVICE

23 – Metropolitan Statistical Area Access Services (Cont'd)

23.5 Rates and Charges (Cont'd)

(1)

(D)

(1) Material in this section has been de-tariffed pursuant to FCC Order No. 17-43, released April 28, 2017. Terms and Conditions for de-tariffed services are available at www.att.com/guidebook

ISSUED: DECEMBER 7, 2017

EFFECTIVE: DECEMBER 8, 2018

ACCESS SERVICE

23 – Metropolitan Statistical Area Access Services (Cont'd)

23.5 Rates and Charges (Cont'd)

(1)

(D)

(D)

⁽¹⁾ Material in this section has been de-tariffed pursuant to FCC Order No. 17-43, released April 28, 2017. Terms and Conditions for de-tariffed services are available at www.att.com/guidebook

ISSUED: DECEMBER 7, 2017

EFFECTIVE: DECEMBER 8, 2018

ACCESS SERVICE

23 – Metropolitan Statistical Area Access Services (Cont'd)

23.5 Rates and Charges (Cont'd)

(1)

(D)

(D)

(1) Material in this section has been de-tariffed pursuant to FCC Order No. 17-43, released April 28, 2017. Terms and Conditions for de-tariffed services are available at www.att.com/guidebook

ISSUED: DECEMBER 7, 2017

EFFECTIVE: DECEMBER 8, 2018

ACCESS SERVICE

23 – Metropolitan Statistical Area Access Services (Cont'd)

23.5 Rates and Charges (Cont'd)

(1)

(D)

(D)

⁽¹⁾ Material in this section has been de-tariffed pursuant to FCC Order No. 17-43, released April 28, 2017. Terms and Conditions for de-tariffed services are available at www.att.com/guidebook

(This page filed under Transmittal No. 135)

All AT&T and BellSouth marks contained herein and as set forth in the trademarks and service marks section of the BellSouth Tariff are owned by AT&T Intellectual Property or AT&T affiliated companies.

ISSUED: DECEMBER 7, 2017

EFFECTIVE: DECEMBER 8, 2018

ACCESS SERVICE

23 – Metropolitan Statistical Area Access Services (Cont'd)

23.5 Rates and Charges (Cont'd)

(1)

(D)

(D)

⁽¹⁾ Material in this section has been de-tariffed pursuant to FCC Order No. 17-43, released April 28, 2017. Terms and Conditions for de-tariffed services are available at www.att.com/guidebook

ISSUED: DECEMBER 7, 2017

EFFECTIVE: DECEMBER 8, 2018

ACCESS SERVICE

23 – Metropolitan Statistical Area Access Services (Cont'd)

23.5 Rates and Charges (Cont'd)

(1)

(D)

(D)

(1) Material in this section has been de-tariffed pursuant to FCC Order No. 17-43, released April 28, 2017. Terms and Conditions for de-tariffed services are available at www.att.com/guidebook

ISSUED: DECEMBER 7, 2017

EFFECTIVE: DECEMBER 8, 2018

ACCESS SERVICE

23 – Metropolitan Statistical Area Access Services (Cont'd)

23.5 Rates and Charges (Cont'd)

(1)

(D)

(D)

⁽¹⁾ Material in this section has been de-tariffed pursuant to FCC Order No. 17-43, released April 28, 2017. Terms and Conditions for de-tariffed services are available at www.att.com/guidebook

(This page filed under Transmittal No. 135)

All AT&T and BellSouth marks contained herein and as set forth in the trademarks and service marks section of the BellSouth Tariff are owned by AT&T Intellectual Property or AT&T affiliated companies.

ISSUED: DECEMBER 7, 2017

EFFECTIVE: DECEMBER 8, 2018

ACCESS SERVICE

23 – Metropolitan Statistical Area Access Services (Cont'd)

23.5 Rates and Charges (Cont'd)

(1)

(D)

(D)

⁽¹⁾ Material in this section has been de-tariffed pursuant to FCC Order No. 17-43, released April 28, 2017. Terms and Conditions for de-tariffed services are available at www.att.com/guidebook

ISSUED: DECEMBER 7, 2017

EFFECTIVE: DECEMBER 8, 2018

ACCESS SERVICE

23 – Metropolitan Statistical Area Access Services (Cont'd)

23.5 Rates and Charges (Cont'd)

(1)

(D)

(D)

⁽¹⁾ Material in this section has been de-tariffed pursuant to FCC Order No. 17-43, released April 28, 2017. Terms and Conditions for de-tariffed services are available at www.att.com/guidebook

ISSUED: DECEMBER 7, 2017

EFFECTIVE: DECEMBER 8, 2018

ACCESS SERVICE

23 – Metropolitan Statistical Area Access Services (Cont'd)

23.5 Rates and Charges (Cont'd)

(1)

(D)

(D)

⁽¹⁾ Material in this section has been de-tariffed pursuant to FCC Order No. 17-43, released April 28, 2017. Terms and Conditions for de-tariffed services are available at www.att.com/guidebook

ISSUED: DECEMBER 7, 2017

EFFECTIVE: DECEMBER 8, 2018

ACCESS SERVICE

23 – Metropolitan Statistical Area Access Services (Cont'd)

23.5 Rates and Charges (Cont'd)

(1)

(D)

(1) Material in this section has been de-tariffed pursuant to FCC Order No. 17-43, released April 28, 2017. Terms and Conditions for de-tariffed services are available at www.att.com/guidebook

ISSUED: DECEMBER 7, 2017

EFFECTIVE: DECEMBER 8, 2018

ACCESS SERVICE

23 – Metropolitan Statistical Area Access Services (Cont'd)

23.5 Rates and Charges (Cont'd)

(1)

(D)

(D)

⁽¹⁾ Material in this section has been de-tariffed pursuant to FCC Order No. 17-43, released April 28, 2017. Terms and Conditions for de-tariffed services are available at www.att.com/guidebook

ISSUED: DECEMBER 7, 2017

EFFECTIVE: DECEMBER 8, 2018

ACCESS SERVICE

23 – Metropolitan Statistical Area Access Services (Cont'd)

23.5 Rates and Charges (Cont'd)

(1)

(D)

(D)

(1) Material in this section has been de-tariffed pursuant to FCC Order No. 17-43, released April 28, 2017. Terms and Conditions for de-tariffed services are available at www.att.com/guidebook

ISSUED: DECEMBER 7, 2017

EFFECTIVE: DECEMBER 8, 2018

ACCESS SERVICE

23 – Metropolitan Statistical Area Access Services (Cont'd)

23.5 Rates and Charges (Cont'd)

(1)

(D)

(D)

⁽¹⁾ Material in this section has been de-tariffed pursuant to FCC Order No. 17-43, released April 28, 2017. Terms and Conditions for de-tariffed services are available at www.att.com/guidebook

(This page filed under Transmittal No. 135)

All AT&T and BellSouth marks contained herein and as set forth in the trademarks and service marks section of the BellSouth Tariff are owned by AT&T Intellectual Property or AT&T affiliated companies.

ISSUED: DECEMBER 7, 2017

EFFECTIVE: DECEMBER 8, 2018

ACCESS SERVICE

23 – Metropolitan Statistical Area Access Services (Cont'd)

23.5 Rates and Charges (Cont'd)

(1)

(D)

(D)

⁽¹⁾ Material in this section has been de-tariffed pursuant to FCC Order No. 17-43, released April 28, 2017. Terms and Conditions for de-tariffed services are available at www.att.com/guidebook

ISSUED: DECEMBER 7, 2017

EFFECTIVE: DECEMBER 8, 2018

ACCESS SERVICE

23 – Metropolitan Statistical Area Access Services (Cont'd)

23.5 Rates and Charges (Cont'd)

(1)

(D)

(D)

(1) Material in this section has been de-tariffed pursuant to FCC Order No. 17-43, released April 28, 2017. Terms and Conditions for de-tariffed services are available at www.att.com/guidebook

ISSUED: DECEMBER 7, 2017

EFFECTIVE: DECEMBER 8, 2018

ACCESS SERVICE

23 – Metropolitan Statistical Area Access Services (Cont'd)

23.5 Rates and Charges (Cont'd)

(1)

(D)

(D)

⁽¹⁾ Material in this section has been de-tariffed pursuant to FCC Order No. 17-43, released April 28, 2017. Terms and Conditions for de-tariffed services are available at www.att.com/guidebook

(This page filed under Transmittal No. 135)

All AT&T and BellSouth marks contained herein and as set forth in the trademarks and service marks section of the BellSouth Tariff are owned by AT&T Intellectual Property or AT&T affiliated companies.

ISSUED: DECEMBER 7, 2017

EFFECTIVE: DECEMBER 8, 2018

ACCESS SERVICE

23 – Metropolitan Statistical Area Access Services (Cont'd)

23.5 Rates and Charges (Cont'd)

(1)

(D)

(D)

⁽¹⁾ Material in this section has been de-tariffed pursuant to FCC Order No. 17-43, released April 28, 2017. Terms and Conditions for de-tariffed services are available at www.att.com/guidebook

ISSUED: DECEMBER 7, 2017

EFFECTIVE: DECEMBER 8, 2018

ACCESS SERVICE

23 – Metropolitan Statistical Area Access Services (Cont'd)

23.5 Rates and Charges (Cont'd)

(1)

(D)

(D)

⁽¹⁾ Material in this section has been de-tariffed pursuant to FCC Order No. 17-43, released April 28, 2017. Terms and Conditions for de-tariffed services are available at www.att.com/guidebook

ISSUED: DECEMBER 7, 2017

EFFECTIVE: DECEMBER 8, 2018

ACCESS SERVICE

23 – Metropolitan Statistical Area Access Services (Cont'd)

23.5 Rates and Charges (Cont'd)

(1)

(D)

(D)

⁽¹⁾ Material in this section has been de-tariffed pursuant to FCC Order No. 17-43, released April 28, 2017. Terms and Conditions for de-tariffed services are available at www.att.com/guidebook

ISSUED: DECEMBER 7, 2017

EFFECTIVE: DECEMBER 8, 2018

ACCESS SERVICE

23 – Metropolitan Statistical Area Access Services (Cont'd)

23.5 Rates and Charges (Cont'd)

(1)

(D)

(D)

⁽¹⁾ Material in this section has been de-tariffed pursuant to FCC Order No. 17-43, released April 28, 2017. Terms and Conditions for de-tariffed services are available at www.att.com/guidebook

ISSUED: DECEMBER 7, 2017

EFFECTIVE: DECEMBER 8, 2018

ACCESS SERVICE

Metropolitan Statistical Area Access Services (Cont'd)

23.5 Rates and Charges (Cont'd)

(1)

(D)

(D)

23.5.3 Material in this section has been de-tariffed pursuant to FCC Order No. 17-43, released April 28, 2017. Terms and Conditions for de-tariffed services are available at www.att.com/guidebook.

(This page filed under Transmittal No. 135)

All BellSouth marks contained herein and as set forth in the trademarks and servicemarks section of this Tariff are owned by BellSouth Intellectual Property Corporation.

ISSUED: DECEMBER 7, 2017

EFFECTIVE: DECEMBER 8, 2018

ACCESS SERVICE

Metropolitan Statistical Area Access Services (Cont'd)

23.5 Rates and Charges (Cont'd)

(1)

(D)

(1) Material in this section has been de-tariffed pursuant to FCC Order No. 17-43, released April 28, 2017. Terms and Conditions for de-tariffed services are available at www.att.com/guidebook

23.5.3

(This page filed under Transmittal No. 135)

All AT&T and BellSouth marks contained herein and as set forth in the trademarks and service marks section of the BellSouth Tariff are owned by AT&T Intellectual Property or AT&T affiliated companies.

(D)

ISSUED: DECEMBER 7, 2017

EFFECTIVE: DECEMBER 8, 2018

ACCESS SERVICE

Metropolitan Statistical Area Access Services (Cont'd)

23.5 Rates and Charges (Cont'd)

(1)

(D)

(D)

⁽¹⁾ Material in this section has been de-tariffed pursuant to FCC Order No. 17-43, released April 28, 2017. Terms and Conditions for de-tariffed services are available at www.att.com/guidebook

(This page filed under Transmittal No. 135)

All AT&T and BellSouth marks contained herein and as set forth in the trademarks and service marks section of the BellSouth Tariff are owned by AT&T Intellectual Property or AT&T affiliated companies.

ISSUED: DECEMBER 7, 2017

EFFECTIVE: DECEMBER 8, 2018

ACCESS SERVICE

23 – Metropolitan Statistical Area Access Services (Cont'd)

23.5 Rates and Charges (Cont'd)

(1)

(D)

(D)

⁽¹⁾ Material in this section has been de-tariffed pursuant to FCC Order No. 17-43, released April 28, 2017. Terms and Conditions for de-tariffed services are available at www.att.com/guidebook

(This page filed under Transmittal No. 135)

All AT&T and BellSouth marks contained herein and as set forth in the trademarks and service marks section of the BellSouth Tariff are owned by AT&T Intellectual Property or AT&T affiliated companies.

ISSUED: DECEMBER 7, 2017

EFFECTIVE: DECEMBER 8, 2018

ACCESS SERVICE

23 - Metropolitan Statistical Area Access Services (Cont'd)

23.5 Rates and Charges (Cont'd)

⁽¹⁾

(D)

(D)

⁽¹⁾ Material in this section has been de-tariffed pursuant to FCC Order No. 17-43, released April 28, 2017. Terms and Conditions for de-tariffed services are available at www.att.com/guidebook

(This page filed under Transmittal No. 135)

All BellSouth marks contained herein and as set forth in the trademarks and servicemarks section of this Tariff are owned by BellSouth Intellectual Property Corporation.

ISSUED: DECEMBER 7, 2017

EFFECTIVE: DECEMBER 8, 2018

ACCESS SERVICE

23 - Metropolitan Statistical Area Access Services (Cont'd)

23.5 Rates and Charges (Cont'd)

(1)

(D)

(D)

⁽¹⁾ Material in this section has been de-tariffed pursuant to FCC Order No. 17-43, released April 28, 2017. Terms and Conditions for de-tariffed services are available at www.att.com/guidebook

(This page filed under Transmittal No. 135)

All AT&T and BellSouth marks contained herein and as set forth in the trademarks and service marks section of the BellSouth Tariff are owned by AT&T Intellectual Property or AT&T affiliated companies.

ISSUED: DECEMBER 7, 2017

EFFECTIVE: DECEMBER 8, 2018

ACCESS SERVICE

23 - Metropolitan Statistical Area Access Services (Cont'd)

23.5 Rates and Charges (Cont'd)

(1)

(D)

(D)

⁽¹⁾ Material in this section has been de-tariffed pursuant to FCC Order No. 17-43, released April 28, 2017. Terms and Conditions for de-tariffed services are available at www.att.com/guidebook

(This page filed under Transmittal No. 135)

All AT&T and BellSouth marks contained herein and as set forth in the trademarks and service marks section of the BellSouth Tariff are owned by AT&T Intellectual Property or AT&T affiliated companies.

ISSUED: DECEMBER 7, 2017

EFFECTIVE: DECEMBER 8, 2018

ACCESS SERVICE

23 - Metropolitan Statistical Area Access Services (Cont'd)

23.5 Rates and Charges (Cont'd)

(1)

(D)

(D)

(1) Material in this section has been de-tariffed pursuant to FCC Order No. 17-43, released April 28, 2017. Terms and Conditions for de-tariffed services are available at www.att.com/guidebook

(This page filed under Transmittal No. 135)

All AT&T and BellSouth marks contained herein and as set forth in the trademarks and service marks section of the BellSouth Tariff are owned by AT&T Intellectual Property or AT&T affiliated companies.

ISSUED: DECEMBER 7, 2017

EFFECTIVE: DECEMBER 8, 2018

ACCESS SERVICE

23 - Metropolitan Statistical Area Access Services (Cont'd)

23.5 Rates and Charges (Cont'd)

(1)

(D)

(D)

(1) Material in this section has been de-tariffed pursuant to FCC Order No. 17-43, released April 28, 2017. Terms and Conditions for de-tariffed services are available at www.att.com/guidebook

(This page filed under Transmittal No. 135)

All AT&T and BellSouth marks contained herein and as set forth in the trademarks and service marks section of the BellSouth Tariff are owned by AT&T Intellectual Property or AT&T affiliated companies.

ISSUED: DECEMBER 7, 2017

EFFECTIVE: DECEMBER 8, 2018

ACCESS SERVICE

23 – Metropolitan Statistical Area Access Services

23.5 Rates and Charges (Cont'd)

(1)

(D)

(1) Material in this section has been de-tariffed pursuant to FCC Order No. 17-43, released April 28, 2017. Terms and Conditions for de-tariffed services are available at www.att.com/guidebook

(This page filed under Transmittal No. 135)

All AT&T and BellSouth marks contained herein and as set forth in the trademarks and service marks section of the BellSouth Tariff are owned by AT&T Intellectual Property or AT&T affiliated companies.

(D)

ISSUED: DECEMBER 7, 2017

EFFECTIVE: DECEMBER 8, 2018

ACCESS SERVICE

23 – Metropolitan Statistical Area Access Services (Cont'd)

23.5 Rates and Charges (Cont'd)

(1)

(D)

(D)

⁽¹⁾ Material in this section has been de-tariffed pursuant to FCC Order No. 17-43, released April 28, 2017. Terms and Conditions for de-tariffed services are available at www.att.com/guidebook

(This page filed under Transmittal No. 135)

All BellSouth marks contained herein and as set forth in the trademarks and servicemarks section of this Tariff are owned by BellSouth Intellectual Property Corporation.

ISSUED: DECEMBER 7, 2017

EFFECTIVE: DECEMBER 8, 2018

ACCESS SERVICE

23 – Metropolitan Statistical Area Access Services (Cont'd)

23.5 Rates and Charges (Cont'd)

(1)

(D)

(D)

⁽¹⁾ Material in this section has been de-tariffed pursuant to FCC Order No. 17-43, released April 28, 2017. Terms and Conditions for de-tariffed services are available at www.att.com/guidebook

(This page filed under Transmittal No. 135)

All AT&T and BellSouth marks contained herein and as set forth in the trademarks and service marks section of the BellSouth Tariff are owned by AT&T Intellectual Property or AT&T affiliated companies.

ISSUED: DECEMBER 7, 2017

EFFECTIVE: DECEMBER 8, 2018

ACCESS SERVICE

23 – Metropolitan Statistical Area Access Services (Cont'd)

23.5 Rates and Charges (Cont'd)

(1)

(D)

(D)

(1) Material in this section has been de-tariffed pursuant to FCC Order No. 17-43, released April 28, 2017. Terms and Conditions for de-tariffed services are available at www.att.com/guidebook.

(This page filed under Transmittal No. 135)

ISSUED: DECEMBER 7, 2017

EFFECTIVE: DECEMBER 8, 2018

ACCESS SERVICE

23 – Metropolitan Statistical Area Access Services (Cont'd)

23.6 Pricing Flexibility USOC Indicators (Cont'd)

(1)

(D)

(D)

) Material in this section has been de-tariffed pursuant to FCC Order No. 17-43, released April 28, 2017. Terms and Conditions for de-tariffed services are available at www.att.com/guidebook.

(This page filed under Transmittal No. 135)

All AT&T and BellSouth marks contained herein and as set forth in the trademarks and service marks section of the BellSouth Tariff are owned by AT&T Intellectual Property or AT&T affiliated companies.

BELLSOUTH TELECOMMUNICATIONS
675 W. Peachtree St. NW, Atlanta, GA 30308

TARIFF F.C.C. NO. 1
1ST REVISED PAGE 23-603
CANCELS ORIGINAL PAGE 23-603

ISSUED: DECEMBER 7, 2017

EFFECTIVE: DECEMBER 8, 2018

ACCESS SERVICE

23 – Metropolitan Statistical Area Access Services (Cont'd)

(1)

(D)

(1) Material in this section has been de-tariffed pursuant to FCC Order No. 17-43, released April 28, 2017. Terms and Conditions for de-tariffed services are available at www.att.com/guidebook

(This page filed under Transmittal No. 135)

All AT&T and BellSouth marks contained herein and as set forth in the trademarks and service marks section of the BellSouth Tariff are owned by AT&T Intellectual Property or AT&T affiliated companies.

(D)

ISSUED: DECEMBER 7, 2017

EFFECTIVE: DECEMBER 8, 2018

ACCESS SERVICE

23 – Metropolitan Statistical Area Access Services (Cont'd)

(1)

(D)

(D)

⁽¹⁾ Material in this section has been de-tariffed pursuant to FCC Order No. 17-43, released April 28, 2017. Terms and Conditions for de-tariffed services are available at www.att.com/guidebook

(This page filed under Transmittal No. 135)

All AT&T and BellSouth marks contained herein and as set forth in the trademarks and service marks section of the BellSouth Tariff are owned by AT&T Intellectual Property or AT&T affiliated companies.

ISSUED: DECEMBER 7, 2017

EFFECTIVE: DECEMBER 8, 2018

ACCESS SERVICE

23 – Metropolitan Statistical Area Access Services (Cont'd)

(1)

(D)

(D)

⁽¹⁾ Material in this section has been de-tariffed pursuant to FCC Order No. 17-43, released April 28, 2017. Terms and Conditions for de-tariffed services are available at www.att.com/guidebook

(This page filed under Transmittal No. 135)

All AT&T and BellSouth marks contained herein and as set forth in the trademarks and service marks section of the BellSouth Tariff are owned by AT&T Intellectual Property or AT&T affiliated companies.

BELLSOUTH TELECOMMUNICATIONS
675 W. Peachtree St. NW, Atlanta, GA 30308

TARIFF F.C.C. NO. 1
1ST REVISED PAGE 23-606
CANCELS ORIGINAL PAGE 23-606

ISSUED: DECEMBER 7, 2017

EFFECTIVE: DECEMBER 8, 2018

ACCESS SERVICE

23 – Metropolitan Statistical Area Access Services (Cont'd)

(1)

(D)

(1) Material in this section has been de-tariffed pursuant to FCC Order No. 17-43, released April 28, 2017. Terms and Conditions for de-tariffed services are available at www.att.com/guidebook

(This page filed under Transmittal No. 135)

All AT&T and BellSouth marks contained herein and as set forth in the trademarks and service marks section of the BellSouth Tariff are owned by AT&T Intellectual Property or AT&T affiliated companies.

(D)

ISSUED: DECEMBER 7, 2017

EFFECTIVE: DECEMBER 8, 2018

ACCESS SERVICE

23 – Metropolitan Statistical Area Access Services (Cont'd)

(1)

(D)

(D)

(1) Material in this section has been de-tariffed pursuant to FCC Order No. 17-43, released April 28, 2017. Terms and Conditions for de-tariffed services are available at www.att.com/guidebook

(This page filed under Transmittal No. 135)

All BellSouth marks contained herein and as set forth in the trademarks and servicemarks section of this Tariff are owned by BellSouth Intellectual Property Corporation.

ISSUED: DECEMBER 7, 2017

EFFECTIVE: DECEMBER 8, 2018

ACCESS SERVICE

23 – Metropolitan Statistical Area Access Services (Cont'd)

(1)

(D)

(D)

⁽¹⁾ Material in this section has been de-tariffed pursuant to FCC Order No. 17-43, released April 28, 2017. Terms and Conditions for de-tariffed services are available at www.att.com/guidebook

(This page filed under Transmittal No. 135)

All AT&T and BellSouth marks contained herein and as set forth in the trademarks and service marks section of the BellSouth Tariff are owned by AT&T Intellectual Property or AT&T affiliated companies.

BELLSOUTH TELECOMMUNICATIONS
675 W. Peachtree St. NW, Atlanta, GA 30308

TARIFF F.C.C. NO. 1
1ST REVISED PAGE 23-609
CANCELS ORIGINAL PAGE 23-609

ISSUED: DECEMBER 7, 2017

EFFECTIVE: DECEMBER 8, 2018

ACCESS SERVICE

23 – Metropolitan Statistical Area Access Services (Cont'd)

(1)

(D)

(1) Material in this section has been de-tariffed pursuant to FCC Order No. 17-43, released April 28, 2017. Terms and Conditions for de-tariffed services are available at www.att.com/guidebook

(This page filed under Transmittal No. 135)

All AT&T and BellSouth marks contained herein and as set forth in the trademarks and service marks section of the BellSouth Tariff are owned by AT&T Intellectual Property or AT&T affiliated companies.

(D)

ISSUED: DECEMBER 7, 2017

EFFECTIVE: DECEMBER 8, 2018

ACCESS SERVICE

23 – Metropolitan Statistical Area Access Services (Cont'd)

23.6 Pricing Flexibility USOC Indicators (Cont'd)

<u>USOC</u>	<u>DESCRIPTION</u>	<u>INDICATOR*</u>
HC710	SWA - DS1 Interface	0
HC730	SWA - DS3 Interface	0
HC71C	SWA - DS1 Interface	0
HC73C	SWA - DS3 Interface	0
HC7F0	SWA - Flex DS1 Interface	0
HC7FC	SWA - Flex DS1 Interface	0

(1)
 (1)
 (1)
 (1)
 (1)
 (1)
 (1)
 (1)
 (1)
 (1)
 (1)
 (1)
 (1)
 (1)
 (1)
 (1)
 (1)
 (1)
 (1)
 (1)
 (1)
 (1)
 (1)

(D)

 (D)

*L (Local Channel), I (Interoffice Channel), 0 (Other)

⁽¹⁾ Material in this section has been de-tariffed pursuant to FCC Order No. 17-43, released April 28, 2017. Terms and Conditions for de-tariffed services are available at www.att.com/guidebook

(This page filed under Transmittal No. 135)

All AT&T and BellSouth marks contained herein and as set forth in the trademarks and service marks section of the BellSouth Tariff are owned by AT&T Intellectual Property or AT&T affiliated companies.

BELLSOUTH TELECOMMUNICATIONS
675 W. Peachtree St. NW, Atlanta, GA 30308

TARIFF F.C.C. NO. 1
1ST REVISED PAGE 23-611
CANCELS ORIGINAL PAGE 23-611

ISSUED: DECEMBER 7, 2017

EFFECTIVE: DECEMBER 8, 2018

ACCESS SERVICE

23 – Metropolitan Statistical Area Access Services (Cont'd)

(1)

(D)

(D)

(1) Material in this section has been de-tariffed pursuant to FCC Order No. 17-43, released April 28, 2017. Terms and Conditions for de-tariffed services are available at www.att.com/guidebook

(This page filed under Transmittal No. 135)

All AT&T and BellSouth marks contained herein and as set forth in the trademarks and service marks section of the BellSouth Tariff are owned by AT&T Intellectual Property or AT&T affiliated companies.

BELLSOUTH TELECOMMUNICATIONS
675 W. Peachtree St. NW, Atlanta, GA 30308

TARIFF F.C.C. NO. 1
1ST REVISED PAGE 23-612
CANCELS ORIGINAL PAGE 23-612

ISSUED: DECEMBER 7, 2017

EFFECTIVE: DECEMBER 8, 2018

ACCESS SERVICE

23 – Metropolitan Statistical Area Access Services (Cont'd)

(1)

(D)

(D)

(1) Material in this section has been de-tariffed pursuant to FCC Order No. 17-43, released April 28, 2017. Terms and Conditions for de-tariffed services are available at www.att.com/guidebook.

(This page filed under Transmittal No. 135)

All AT&T and BellSouth marks contained herein and as set forth in the trademarks and service marks section of the BellSouth Tariff are owned by AT&T Intellectual Property or AT&T affiliated companies.

BELLSOUTH TELECOMMUNICATIONS
675 W. Peachtree St. NW, Atlanta, GA 30308

TARIFF F.C.C. NO. 1
1ST REVISED PAGE 23-613
CANCELS ORIGINAL PAGE 23-613

ISSUED: DECEMBER 7, 2017

EFFECTIVE: DECEMBER 8, 2018

ACCESS SERVICE

23 – Metropolitan Statistical Area Access Services (Cont'd)

(1)

(D)

(D)

(1) Material in this section has been de-tariffed pursuant to FCC Order No. 17-43, released April 28, 2017. Terms and Conditions for de-tariffed services are available at www.att.com/guidebook.

(This page filed under Transmittal No. 135)

All BellSouth marks contained herein and as set forth in the trademarks and servicemarks section of this Tariff are owned by BellSouth Intellectual Property Corporation.

BELLSOUTH TELECOMMUNICATIONS
675 W. Peachtree St. NW, Atlanta, GA 30308

TARIFF F.C.C. NO. 1
1ST REVISED PAGE 23-614
CANCELS ORIGINAL PAGE 23-614

ISSUED: DECEMBER 7, 2017

EFFECTIVE: DECEMBER 8, 2018

ACCESS SERVICE

23 – Metropolitan Statistical Area Access Services (Cont'd)

(1)

(D)

(D)

(1) Material in this section has been de-tariffed pursuant to FCC Order No. 17-43, released April 28, 2017. Terms and Conditions for de-tariffed services are available at www.att.com/guidebook.

(This page filed under Transmittal No. 135)

All AT&T and BellSouth marks contained herein and as set forth in the trademarks and service marks section of the BellSouth Tariff are owned by AT&T Intellectual Property or AT&T affiliated companies.

ISSUED: DECEMBER 7, 2017

EFFECTIVE: DECEMBER 8, 2018

ACCESS SERVICE

23 – Metropolitan Statistical Area Access Services (Cont'd)

(1)

(D)

(1) Material in this section has been de-tariffed pursuant to FCC Order No. 17-43, released April 28, 2017. Terms and Conditions for de-tariffed services are available at www.att.com/guidebook.

(This page filed under Transmittal No. 135)

All AT&T and BellSouth marks contained herein and as set forth in the trademarks and service marks section of the BellSouth Tariff are owned by AT&T Intellectual Property or AT&T affiliated companies.

(D)

BELLSOUTH TELECOMMUNICATIONS
675 W. Peachtree St. NW, Atlanta, GA 30308

TARIFF F.C.C. NO. 1
1ST REVISED PAGE 23-616
CANCELS ORIGINAL PAGE 23-616

ISSUED: DECEMBER 7, 2017

EFFECTIVE: DECEMBER 8, 2018

ACCESS SERVICE

23 – Metropolitan Statistical Area Access Services (Cont'd)

(1)

(D)

(D)

(1) Material in this section has been de-tariffed pursuant to FCC Order No. 17-43, released April 28, 2017. Terms and Conditions for de-tariffed services are available at www.att.com/guidebook.

(This page filed under Transmittal No. 135)

All AT&T and BellSouth marks contained herein and as set forth in the trademarks and service marks section of the BellSouth Tariff are owned by AT&T Intellectual Property or AT&T affiliated companies.

BELLSOUTH TELECOMMUNICATIONS
675 W. Peachtree St. NW, Atlanta, GA 30308

TARIFF F.C.C. NO. 1
1ST REVISED PAGE 23-617
CANCELS ORIGINAL PAGE 23-617

ISSUED: DECEMBER 7, 2017

EFFECTIVE: DECEMBER 8, 2018

ACCESS SERVICE

23 – Metropolitan Statistical Area Access Services (Cont'd)

(1)

(D)

(D)

(1) Material in this section has been de-tariffed pursuant to FCC Order No. 17-43, released April 28, 2017. Terms and Conditions for de-tariffed services are available at www.att.com/guidebook.

(This page filed under Transmittal No. 135)

All AT&T and BellSouth marks contained herein and as set forth in the trademarks and service marks section of the BellSouth Tariff are owned by AT&T Intellectual Property or AT&T affiliated companies.

BELLSOUTH TELECOMMUNICATIONS
675 W. Peachtree St. NW, Atlanta, GA 30308

TARIFF F.C.C. NO. 1
1ST REVISED PAGE 23-618
CANCELS ORIGINAL PAGE 23-618

ISSUED: DECEMBER 7, 2017

EFFECTIVE: DECEMBER 8, 2018

ACCESS SERVICE

23 – Metropolitan Statistical Area Access Services (Cont'd)

(1)

(D)

(D)

(1) Material in this section has been de-tariffed pursuant to FCC Order No. 17-43, released April 28, 2017. Terms and Conditions for de-tariffed services are available at www.att.com/guidebook.

(This page filed under Transmittal No. 135)

All AT&T and BellSouth marks contained herein and as set forth in the trademarks and service marks section of the BellSouth Tariff are owned by AT&T Intellectual Property or AT&T affiliated companies.

BELLSOUTH TELECOMMUNICATIONS
675 W. Peachtree St. NW, Atlanta, GA 30308

TARIFF F.C.C. NO. 1
1ST REVISED PAGE 23-619
CANCELS ORIGINAL PAGE 23-619

ISSUED: DECEMBER 7, 2017

EFFECTIVE: DECEMBER 8, 2018

ACCESS SERVICE

23 – Metropolitan Statistical Area Access Services (Cont'd)

(1)

(D)

(D)

(1) Material in this section has been de-tariffed pursuant to FCC Order No. 17-43, released April 28, 2017. Terms and Conditions for de-tariffed services are available at www.att.com/guidebook.

(This page filed under Transmittal No. 135)

All AT&T and BellSouth marks contained herein and as set forth in the trademarks and service marks section of the BellSouth Tariff are owned by AT&T Intellectual Property or AT&T affiliated companies.

BELLSOUTH TELECOMMUNICATIONS
675 W. Peachtree St. NW, Atlanta, GA 30308

TARIFF F.C.C. NO. 1
1ST REVISED PAGE 23-620
CANCELS ORIGINAL PAGE 23-620

ISSUED: DECEMBER 7, 2017

EFFECTIVE: DECEMBER 8, 2018

ACCESS SERVICE

23 – Metropolitan Statistical Area Access Services (Cont'd)

(1)

(D)

(D)

(1) Material in this section has been de-tariffed pursuant to FCC Order No. 17-43, released April 28, 2017. Terms and Conditions for de-tariffed services are available at www.att.com/guidebook.

(This page filed under Transmittal No. 135)

All AT&T and BellSouth marks contained herein and as set forth in the trademarks and service marks section of the BellSouth Tariff are owned by AT&T Intellectual Property or AT&T affiliated companies.

BELLSOUTH TELECOMMUNICATIONS
675 W. Peachtree St. NW, Atlanta, GA 30308

TARIFF F.C.C. NO. 1
1ST REVISED PAGE 23-621
CANCELS ORIGINAL PAGE 23-621

ISSUED: DECEMBER 7, 2017

EFFECTIVE: DECEMBER 8, 2018

ACCESS SERVICE

23 – Metropolitan Statistical Area Access Services (Cont'd)

(1)

(D)

(D)

(1) Material in this section has been de-tariffed pursuant to FCC Order No. 17-43, released April 28, 2017. Terms and Conditions for de-tariffed services are available at www.att.com/guidebook.

(This page filed under Transmittal No. 135)

All AT&T and BellSouth marks contained herein and as set forth in the trademarks and service marks section of the BellSouth Tariff are owned by AT&T Intellectual Property or AT&T affiliated companies.

BELLSOUTH TELECOMMUNICATIONS
675 W. Peachtree St. NW, Atlanta, GA 30308

TARIFF F.C.C. NO. 1
1ST REVISED PAGE 23-622
CANCELS ORIGINAL PAGE 23-622

ISSUED: DECEMBER 7, 2017

EFFECTIVE: DECEMBER 8, 2018

ACCESS SERVICE

23 – Metropolitan Statistical Area Access Services (Cont'd)

(1)

(D)

(D)

(1) Material in this section has been de-tariffed pursuant to FCC Order No. 17-43, released April 28, 2017. Terms and Conditions for de-tariffed services are available at www.att.com/guidebook.

(This page filed under Transmittal No. 135)

All AT&T and BellSouth marks contained herein and as set forth in the trademarks and service marks section of the BellSouth Tariff are owned by AT&T Intellectual Property or AT&T affiliated companies.

BELLSOUTH TELECOMMUNICATIONS
675 W. Peachtree St. NW, Atlanta, GA 30308

TARIFF F.C.C. NO. 1
1ST REVISED PAGE 23-623
CANCELS ORIGINAL PAGE 23-623

ISSUED: DECEMBER 7, 2017

EFFECTIVE: DECEMBER 8, 2018

ACCESS SERVICE

23 – Metropolitan Statistical Area Access Services (Cont'd)

(1)

(D)

(D)

(1) Material in this section has been de-tariffed pursuant to FCC Order No. 17-43, released April 28, 2017. Terms and Conditions for de-tariffed services are available at www.att.com/guidebook.

(This page filed under Transmittal No. 135)

All BellSouth marks contained herein and as set forth in the trademarks and servicemarks section of this Tariff are owned by BellSouth Intellectual Property Corporation.

BELLSOUTH TELECOMMUNICATIONS
675 W. Peachtree St. NW, Atlanta, GA 30308

TARIFF F.C.C. NO. 1
1ST REVISED PAGE 23-624
CANCELS ORIGINAL PAGE 23-624

ISSUED: DECEMBER 7, 2017

EFFECTIVE: DECEMBER 8, 2018

ACCESS SERVICE

23 – Metropolitan Statistical Area Access Services (Cont'd)

(1)

(D)

(D)

(1) Material in this section has been de-tariffed pursuant to FCC Order No. 17-43, released April 28, 2017. Terms and Conditions for de-tariffed services are available at www.att.com/guidebook.

(This page filed under Transmittal No. 135)

All AT&T and BellSouth marks contained herein and as set forth in the trademarks and service marks section of the BellSouth Tariff are owned by AT&T Intellectual Property or AT&T affiliated companies.

BELLSOUTH TELECOMMUNICATIONS
675 W. Peachtree St. NW, Atlanta, GA 30308

TARIFF F.C.C. NO. 1
2ND REVISED PAGE 23-625
CANCELS 1ST REVISED PAGE 23-625

ISSUED: DECEMBER 7, 2017

EFFECTIVE: DECEMBER 8, 2018

ACCESS SERVICE

23 – Metropolitan Statistical Area Access Services (Cont'd)

(1)

(D)

(D)

(1) Material in this section has been de-tariffed pursuant to FCC Order No. 17-43, released April 28, 2017. Terms and Conditions for de-tariffed services are available at www.att.com/guidebook.

(This page filed under Transmittal No. 135)

All BellSouth marks contained herein and as set forth in the trademarks and servicemarks section of this Tariff are owned by BellSouth Intellectual Property Corporation.

BELLSOUTH TELECOMMUNICATIONS
675 W. Peachtree St. NW, Atlanta, GA 30308

TARIFF F.C.C. NO. 1
1ST REVISED PAGE 23-627
CANCELS ORIGINAL PAGE 23-627

ISSUED: DECEMBER 7, 2017

EFFECTIVE: DECEMBER 8, 2018

ACCESS SERVICE

23 – Metropolitan Statistical Area Access Services (Cont'd)

(1)

(D)

(D)

(1) Material in this section has been de-tariffed pursuant to FCC Order No. 17-43, released April 28, 2017. Terms and Conditions for de-tariffed services are available at www.att.com/guidebook.

(This page filed under Transmittal No. 135)

All AT&T and BellSouth marks contained herein and as set forth in the trademarks and service marks section of the BellSouth Tariff are owned by AT&T Intellectual Property or AT&T affiliated companies.

ISSUED: DECEMBER 7, 2017

EFFECTIVE: DECEMBER 8, 2018

ACCESS SERVICE

23 – Metropolitan Statistical Area Access Services (Cont'd)

23.6 Pricing Flexibility USOC Indicators (Cont'd)

<u>USOC</u>	<u>DESCRIPTION</u>	<u>INDICATOR*</u>
ORC	Processing Charge	0**
OHS3L	SWA MSNS Local Channel	L
OHS1S	SWA MSNS Interface	L
OHS1M	SWA MSNS Interface	L
OHSOL	SWA MSNS Interface	L
OHSOT	SWA MSNS Interface	L

(1)
(1)
(1)
(1)

(D)
|
(D)

* L (Local Channel), I (Interoffice Channel), O (Other)

**Rate referenced to Section 6

(1) Material in this section has been de-tariffed pursuant to FCC Order No. 17-43, released April 28, 2017. Terms and Conditions for de-tariffed services are available at www.att.com/guidebook.

BELLSOUTH TELECOMMUNICATIONS
675 W. Peachtree St. NW, Atlanta, GA 30308

TARIFF F.C.C. NO. 1
2ND REVISED PAGE 23-629
CANCELS 1ST REVISED PAGE 23-629

ISSUED: DECEMBER 7, 2017

EFFECTIVE: DECEMBER 8, 2018

ACCESS SERVICE

23 – Metropolitan Statistical Area Access Services (Cont'd)

(1)

(D)

(D)

(1) Material in this section has been de-tariffed pursuant to FCC Order No. 17-43, released April 28, 2017. Terms and Conditions for de-tariffed services are available at www.att.com/guidebook.

(This page filed under Transmittal No. 135)

All BellSouth marks contained herein and as set forth in the trademarks and servicemarks section of this Tariff are owned by BellSouth Intellectual Property Corporation.

ISSUED: DECEMBER 7, 2017

EFFECTIVE: DECEMBER 8, 2018

ACCESS SERVICE

23 – Metropolitan Statistical Area Access Services (Cont'd)

23.6 Pricing Flexibility USOC Indicators (Cont'd)

<u>USOC</u>	<u>DESCRIPTION</u>	<u>INDICATOR*</u>
SHSRC	SWA CNM Recong per DS3	0
SHSRC	SWA CNM Recong per DS3	0
SHSHE	SWA Ded Ring CO Node OC-3, 12, 48	0
SHSE1	SWA CUCI Ded Ring, OC-192, 2 wire	0
SHSE2	SWA CUCI Ded Ring, OC-192, 4 wire	0
SHSE3	SWA COCI Ded Ring, OC-192, 2 wire	0
SHSE4	SWA COCI Ded Ring, OC-192, 4 wire	0
SON1C	SWA SONET Transport – IOC	I
SONC2	SWA SONET Transport – Interface	0
SONC4	SWA SONET Transport – Interface	0
SONCS	SWA SONET Transport – Interface	0
SONLA	SWA SONET Transport – Local Channel	L
SONLB	SWA SONET Transport – Local Channel	L
SONLC	SWA SONET Transport – Local Channel	L
SONLM	SWA SONET Transport – Interface	0
SONU1	SWA SONET Transport – Interface	0
SONU2	SWA SONET Transport – Interface	0
SONU4	SWA SONET Transport – Interface	0

(1)

(1)

(D)
(D)

* L (Local Channel), I (Interoffice Channel), 0 (Other)

(1) Material in this section has been de-tariffed pursuant to FCC Order No. 17-43, released April 28, 2017. Terms and Conditions for de-tariffed services are available at www.att.com/guidebook.

(This page filed under Transmittal No. 135)

All AT&T and BellSouth marks contained herein and as set forth in the trademarks and service marks section of the BellSouth Tariff are owned by AT&T Intellectual Property or AT&T affiliated companies.

ISSUED: DECEMBER 7, 2017

EFFECTIVE: DECEMBER 8, 2018

ACCESS SERVICE

23 – Metropolitan Statistical Area Access Services (Cont'd)

23.6 Pricing Flexibility USOC Indicators (Cont'd)

<u>USOC</u>	<u>DESCRIPTION</u>	<u>INDICATOR</u>	
(1)		*	(D)
(1)			(D)
(1)			(D)
(1)			(D)
(1)			(D)
TDW1P	Dedicated Tandem Trunk Port DS1	I**	
TDWOP	Dedicated Tandem Trunk Port DS0/VG	I**	
TEFHG	Switched LC - DS1	L	
TEFHJ	Switched LC - DS3	L	
TEFV2	Switched LC - VG - 2W	L	
TEFV4	Switched LC - VG - 4W	L	
(1)			(D)
(1)			(D)
(1)			(D)
(1)			(D)
(1)			(D)

* L (Local Channel), I (Interoffice Channel), O (Other)

**Rate referenced to Section 6

(1) Material in this section has been de-tariffed pursuant to FCC Order No. 17-43, released April 28, 2017. Terms and Conditions for de-tariffed services are available at www.att.com/guidebook.

ISSUED: DECEMBER 7, 2017

EFFECTIVE: DECEMBER 8, 2018

ACCESS SERVICE
 23 – Metropolitan Statistical Area Access Services (Cont'd)

23.6 Pricing Flexibility USOC Indicators (Cont'd)

<u>USOC</u>	<u>DESCRIPTION</u>	<u>INDICATOR*</u>	
(1)			(D)
(1)			
(1)			
(1)			
(1)			
(1)			(D)
TPP++	Installation Charge – FGA	0**	
TPP+1	Inward only LSBSA for DID Svc	0**	
TPP+2	2-way LSBSA for DOD/DOD Svc	0**	
TPP+3	LSBSA Line w/ Answer Supervision	0**	
(1)			(D)
(1)			
(1)			
(1)			
(1)			
(1)			
(1)			
(1)			
(1)			
(1)			
(1)			
(1)			
(1)			
(1)			
(1)			
(1)			(D)

* L (Local Channel), I (Interoffice Channel), 0 (Other)

**Rate referenced to Section 6

(1) Material in this section has been de-tariffed pursuant to FCC Order No. 17-43, released April 28, 2017. Terms and Conditions for de-tariffed services are available at www.att.com/guidebook.

(This page filed under Transmittal No. 135)

All AT&T and BellSouth marks contained herein and as set forth in the trademarks and service marks section of the BellSouth Tariff are owned by AT&T Intellectual Property or AT&T affiliated companies.

BELLSOUTH TELECOMMUNICATIONS
675 W. Peachtree St. NW, Atlanta, GA 30308

TARIFF F.C.C. NO. 1
1ST REVISED PAGE 23-633
CANCELS ORIGINAL PAGE 23-633

ISSUED: DECEMBER 7, 2017

EFFECTIVE: DECEMBER 8, 2018

ACCESS SERVICE
23 – Metropolitan Statistical Area Access Services (Cont'd)

(1)

(D)

(D)

(1) Material in this section has been de-tariffed pursuant to FCC Order No. 17-43, released April 28, 2017. Terms and Conditions for de-tariffed services are available at www.att.com/guidebook.

(This page filed under Transmittal No. 135)

All AT&T and BellSouth marks contained herein and as set forth in the trademarks and service marks section of the BellSouth Tariff are owned by AT&T Intellectual Property or AT&T affiliated companies.

BELLSOUTH TELECOMMUNICATIONS
675 W. Peachtree St. NW, Atlanta, GA 30308

TARIFF F.C.C. NO. 1
1ST REVISED PAGE 23-634
CANCELS ORIGINAL PAGE 23-634

ISSUED: DECEMBER 7, 2017

EFFECTIVE: DECEMBER 8, 2018

ACCESS SERVICE

23 – Metropolitan Statistical Area Access Services (Cont'd)

(1)

(D)

(D)

(1) Material in this section has been de-tariffed pursuant to FCC Order No. 17-43, released April 28, 2017. Terms and Conditions for de-tariffed services are available at www.att.com/guidebook.

(This page filed under Transmittal No. 135)

All AT&T and BellSouth marks contained herein and as set forth in the trademarks and service marks section of the BellSouth Tariff are owned by AT&T Intellectual Property or AT&T affiliated companies.

BELLSOUTH TELECOMMUNICATIONS
675 W. Peachtree St. NW, Atlanta, GA 30308

TARIFF F.C.C. NO. 1
1ST REVISED PAGE 23-635
CANCELS ORIGINAL PAGE 23-635

ISSUED: DECEMBER 7, 2017

EFFECTIVE: DECEMBER 8, 2018

ACCESS SERVICE

23 – Metropolitan Statistical Area Access Services (Cont'd)

(1)

(D)

(D)

(1) Material in this section has been de-tariffed pursuant to FCC Order No. 17-43, released April 28, 2017. Terms and Conditions for de-tariffed services are available at www.att.com/guidebook.

(This page filed under Transmittal No. 135)

All AT&T and BellSouth marks contained herein and as set forth in the trademarks and service marks section of the BellSouth Tariff are owned by AT&T Intellectual Property or AT&T affiliated companies.

BELLSOUTH TELECOMMUNICATIONS
675 W. Peachtree St. NW, Atlanta, GA 30308

TARIFF F.C.C. NO. 1
1ST REVISED PAGE 23-636
CANCELS ORIGINAL PAGE 23-636

ISSUED: DECEMBER 7, 2017

EFFECTIVE: DECEMBER 8, 2018

ACCESS SERVICE

23 – Metropolitan Statistical Area Access Services (Cont'd)

(1)

(D)

(D)

(1) Material in this section has been de-tariffed pursuant to FCC Order No. 17-43, released April 28, 2017. Terms and Conditions for de-tariffed services are available at www.att.com/guidebook.

(This page filed under Transmittal No. 135)

All AT&T and BellSouth marks contained herein and as set forth in the trademarks and service marks section of the BellSouth Tariff are owned by AT&T Intellectual Property or AT&T affiliated companies.

BELLSOUTH TELECOMMUNICATIONS
675 W. Peachtree St. NW, Atlanta, GA 30308

TARIFF F.C.C. NO. 1
1ST REVISED PAGE 23-637
CANCELS ORIGINAL PAGE 23-637

ISSUED: DECEMBER 7, 2017

EFFECTIVE: DECEMBER 8, 2018

ACCESS SERVICE

23 – Metropolitan Statistical Area Access Services (Cont'd)

(1)

(D)

(D)

(1) Material in this section has been de-tariffed pursuant to FCC Order No. 17-43, released April 28, 2017. Terms and Conditions for de-tariffed services are available at www.att.com/guidebook.

(This page filed under Transmittal No. 135)

All AT&T and BellSouth marks contained herein and as set forth in the trademarks and service marks section of the BellSouth Tariff are owned by AT&T Intellectual Property or AT&T affiliated companies.

BELLSOUTH TELECOMMUNICATIONS
675 W. Peachtree St. NW, Atlanta, GA 30308

TARIFF F.C.C. NO. 1
1ST REVISED PAGE 23-638
CANCELS ORIGINAL PAGE 23-638

ISSUED: DECEMBER 7, 2017

EFFECTIVE: DECEMBER 8, 2018

ACCESS SERVICE

23 – Metropolitan Statistical Area Access Services (Cont'd)

(1)

(D)

(D)

(1) Material in this section has been de-tariffed pursuant to FCC Order No. 17-43, released April 28, 2017. Terms and Conditions for de-tariffed services are available at www.att.com/guidebook.

(This page filed under Transmittal No. 135)

All AT&T and BellSouth marks contained herein and as set forth in the trademarks and service marks section of the BellSouth Tariff are owned by AT&T Intellectual Property or AT&T affiliated companies.

BELLSOUTH TELECOMMUNICATIONS
675 W. Peachtree St. NW, Atlanta, GA 30308

TARIFF F.C.C. NO. 1
1ST REVISED PAGE 23-639
CANCELS ORIGINAL PAGE 23-639

ISSUED: DECEMBER 7, 2017

EFFECTIVE: DECEMBER 8, 2018

ACCESS SERVICE

23 – Metropolitan Statistical Area Access Services (Cont'd)

(1)

(D)

(D)

(1) Material in this section has been de-tariffed pursuant to FCC Order No. 17-43, released April 28, 2017. Terms and Conditions for de-tariffed services are available at www.att.com/guidebook.

(This page filed under Transmittal No. 135)

All AT&T and BellSouth marks contained herein and as set forth in the trademarks and service marks section of the BellSouth Tariff are owned by AT&T Intellectual Property or AT&T affiliated companies.

BELLSOUTH TELECOMMUNICATIONS
675 W. Peachtree St. NW, Atlanta, GA 30308

TARIFF F.C.C. NO. 1
1ST REVISED PAGE 23-640
CANCELS ORIGINAL PAGE 23-640

ISSUED: DECEMBER 7, 2017

EFFECTIVE: DECEMBER 8, 2018

ACCESS SERVICE

23 – Metropolitan Statistical Area Access Services (Cont'd)

(1)

(D)

(D)

(1) Material in this section has been de-tariffed pursuant to FCC Order No. 17-43, released April 28, 2017. Terms and Conditions for de-tariffed services are available at www.att.com/guidebook.

(This page filed under Transmittal No. 135)

All AT&T and BellSouth marks contained herein and as set forth in the trademarks and service marks section of the BellSouth Tariff are owned by AT&T Intellectual Property or AT&T affiliated companies.

ISSUED: DECEMBER 7, 2017

EFFECTIVE: DECEMBER 8, 2018

ACCESS SERVICE

23 – Metropolitan Statistical Area Access Services (Cont'd)

(1)

(D)

(D)

(1) Material in this section has been de-tariffed pursuant to FCC Order No. 17-43, released April 28, 2017. Terms and Conditions for de-tariffed services are available at www.att.com/guidebook.

(This page filed under Transmittal No. 135)

All BellSouth marks contained herein and as set forth in the trademarks and servicemarks section of this Tariff are owned by BellSouth Intellectual Property Corporation.
